

SUDHIR<sup>®</sup>

# Flameproof & Weatherproof Electrical Equipment



PRODUCT CATALOGUE

[www.sudhirswitchgears.com](http://www.sudhirswitchgears.com)

## PRODUCT CATALOGUE INDEX

SR. NO	PRODUCT		CAT NO	GAS GROUP	PAGE NO
<b>FLAMEPROOF / WEATHERPROOF LIGHT FITTINGS</b>					
<b>FLP/ WP WELL GLASS FITTING</b>		<b>WATTAGE (LED)</b>			
1	FLP/WP Well Glass Fitting (DOME GLASS)	20W to 45W	WG/1240	IIC	1
2	FLP/WP Well Glass Fitting (DOME GLASS)	50W to 80W	WG/1240	IIC	2
3	FLP/WP Well Glass Fitting (DOME GLASS)	90W to 120W	WG/1240	IIC	3
4	FLP/WP Well Glass Fitting (FLAT GLASS)	20W to 45W	WG/1240	IIC	4
5	FLP/WP Well Glass Fitting (FLAT GLASS)	50W to 80W	WG/1240	IIC	5
6	FLP/WP Well Glass Fitting (FLAT GLASS)	90W to 120W	WG/1240	IIC	6
7	FLP/WP Well Glass Fitting	150W & 200W	WG/1240	IIC	7
8	FLP/WP Well Glass Fitting	250W & 300W	WG/1240	IIC	8
<b>FLP/WP FLOOD LIGHT FITTING</b>					
9	FLP/WP Flood Light Fitting	20W to 45W	WG/1240	IIC	9
10	FLP/WP Flood Light Fitting	50W to 80W	WG/1240	IIC	10
11	FLP/WP Flood Light Fitting	90W to 120W	WG/1240	IIC	11
12	FLP/WP Flood Light Fitting	150W & 200W	WG/1240	IIC	12
13	FLP/WP Flood Light Fitting	250W & 300W	WG/1240	IIC	13
<b>FLP/WP BULKHEAD</b>					
14	FLP Bulkhead LED Light Fitting	20W to 45W	BH/124	IIA,IIB	14
15	FLP/WP Bulkhead LED Light Fitting	20W to 60W	BH/2C/197	IIC	15
16	FLP/WP Bulkhead LED Light Fitting	20W to 63W	BH/2C/2009	IIC	16
<b>FLP/WP TUBE LIGHT FITTING</b>					
17	FLP/WP LED Tube Light Fitting	1 x 20 to 2 x 10	FF/1272	IIA,IIB	17
18	FLP/WP LED Tube Light Fitting	1 x 20 to 22 x 10	FF/1271	IIC	18
<b>FLP/WP REACTOR VESSEL LAMP</b>					
19	FLP/WP LED Reactor Vessel Lamp	15W & 20W	RVL/A/128	IIA,IIB	19
20	FLP/WP LED Reactor Vessel Lamp	15W & 20W	RVL/2C/181	IIC	20
<b>FLP/WP HAND LAMP</b>					
21	FLP/WP Hand Lamp	15W & 20W	HL/2C/126	IIC	21
22	FLP/WP Hand Lamp	15W & 20W	RVL/2C/181	IIC	22
<b>FLP/WP AVIATION LAMP</b>					
23	FLP/WP Aviation Lamp Single / double	up to 15 W	WG/1238	IIC	23
<b>FLAMEPROOF / WEATHERPROOF SWITCHGEARS</b>					
<b>FLP/WP ROTARY SWITCH</b>		<b>RATING</b>			
24	FLP/WP Rotary Switch Direct Entry	16A to 32A	RI/105	IIA,IIB	24
25	FLP/WP Rotary Switch Direct Entry	16A to 32A	RI/2C/2025	IIC	25
26	FLP/WP Rotary Switch with Terminal chamber	16A to 32A	RI/OA/1010	IIA,IIB	26
27	FLP/WP Rotary Switch with Terminal chamber	16A to 32A	RI/2C/2021	IIC	27

	<b>FLP/WP SWITCH SOCKET</b>	<b>RATING</b>			
28	FLP/WP Switch Socket (Direct Entry)	16A to 32A	SS/105	IIA,IIB	28
29	FLP/WP Switch Socket (Direct Entry)	16A to 32A	SS/2C/2025	IIC	29
30	FLP/WP Switch with Terminal Chamber	16A to 32A	SS/OA/1010	IIA,IIB	30
31	FLP/WP Switch with Terminal Chamber	16A to 32A	SS/2C/2021	IIC	31
32	FLP/WP Switch Socket	100V A transformer	SS/174	IIA,IIB	32
33	FLP/WP Switch Socket	100V A transformer	SS/2C/2015	IIC	33
34	FLP/WP Switch Socket Single/Twin with Terminal Chamber	UPTO 32A	SS/187	IIA,IIB	34
35	FLP/WP Switch Socket Single with Terminal Chamber	UPTO 63A	SS/214	IIA,IIB	35
36	FLP/WP Switch Socket	63A to 250A	RCP/2C/2022	IIC	36
37	FLP/WP Multiple Switch Socket		RCP/2C/2022	IIC	37
	<b>FLP/WP MCCB</b>	<b>RATING</b>			
43	FLP/WP MCCB	100A to 400A	MCDB/186 , RCP/215	IIA,IIB	43
44	FLP/WP MCCB	100a to 400A	RCP/2C/2022	IIC	44
	<b>FLP/WP LIMIT SWITCH</b>				
45	FLP/WP Limit Switch Direct Entry		LS/2C/2025	IIC	45
46	FLP/WP Limit Switch with Terminal Chamber		LS/OA/1010	IIA,IIB	46
47	FLP/WP Limit Switch with Terminal Chamber		LS/2C/2021	IIC	47
48	FLP/WP Limit Switch		RCP/215	IIA,IIB	48
49	FLP/WP Limit Switch		RCP/2C/2022	IIC	49
	<b>FLP/WP PUSH BUTTON STATION</b>				
50	FLP/WP Push Button Station (LCS) Direct entry		PBS/105	IIA,IIB	50
51	FLP/WP Push Button Station (LCS) Direct entry		PBS/2C/2025	IIC	51
52	FLP/WP Push Button Station (LCS) with Terminal Chamber		PBS/OA/1010	IIA,IIB	52
53	FLP/WP Push Button Station (LCS) with Terminal Chamber		PBS/2C/2021	IIC	53
54	FLP/WP Push Button Station (LCS)		PBS/174	IIA,IIB	54
55	FLP/WP Push Button Station (LCS)		PBS/2C/2015	IIC	55
56	FLP/WP Push Button Station (LCS)		PBS/2C/131	IIC	56
	<b>FLP/WP FIRE ALARM</b>				
57	FLP/WP Fire Alarm (Direct Entry)		FA/105	IIA,IIB	57
58	FLP/WP Fire Alarm (Direct Entry)		FA/2C/2025	IIC	58
59	FLP/WP Fire Alarm with Terminal Chamber		FA/OA/1010	IIA,IIB	59
60	FLP/WP Fire Alarm with Terminal Chamber		FA/OA/2021	IIC	60
	<b>FLP/WP HOOTER</b>				
61	FLP/WP Hooter (Direct Entry)		HTR/2C/2025	IIC	61
62	FLP/WP Hooter with Terminal Chamber		HTR/OA/1010	IIA,IIB	62
63	FLP/WP Hooter with Terminal Chamber		HTR/2C/2021	IIC	63
64	FLP/WP Hooter with Beacon		DOLS/187		64
	<b>FLAMEPROOF/WEATHERPOOF JUNCTION BOXES</b>				
65	FLP/WP Junction Box		JB/104	IIA,IIB	65
66	FLP/WP Junction Box		JB/105	IIA,IIB	66
67	FLP/WP Junction Box		JB/2C/2025	IIC	67
68	FLP/WP Junction Box		JB/2C/147	IIC	68
69	FLP/WP Junction Box		JB/2C/217	IIC	69
70	FLP/WP Junction Box		RCP/215	IIA,IIB	70
71	FLP/WP Junction Box		MCDB/186	IIA,IIB	71
72	FLP/WP Junction Box		RCP/221	IIA,IIB	72
73	FLP/WP Junction Box		RCP/2C/2022	IIC	73
74	FLP/WP Junction Box		RCP/222	IIC	74
	<b>FLAMEPROOF / WEATHERPROOF STARTERS</b>				
	<b>FLP/WP DOLS STARTER</b>	<b>RATING</b>			
75	FLP/WP Direct on line Starter (DOLS) with Switch	0.5HP to 15HP	DOLS/OA/174	IIA,IIB	75
76	FLP/WP Direct on line Starter (DOLS) with Switch	0.5HP to 15HP	RCP/2015	IIC	76
77	FLP/WP Direct on line Starter (DOLS) with Switch	10 HP	CGB/131	IIC	77
78	FLP/WP Direct on line Starter (DOLS) with out Switch	0.5HP to 20HP	DOLS/OA/174	IIA,IIB	78
79	FLP/WP Direct on line Starter (DOLS) with out Switch	0.5HP to 20HP	RCP/2015	IIC	79

<b>FLP/WP STAR DELTA STARTER</b>		<b>RATING</b>			
80	FLP/WP Star Delta Starter with Switch	10 HP	CGB/131	IIC	80
81	FLP/WP Star Delta Starter with Switch	12.5 HP to 150 HP	MCDB/186 , RCP/221	IIA,IIB	81
82	FLP/WP Star Delta Starter with Switch	12.5 HP to 150 HP	RCP/2022	IIC	82
<b>FLAMEPROOF/WEATHEPROOF FANS</b>					
83	FLP/WP Exhaust Fan		EF/140	IIC	83
84	FLP/WP Wall Mounting Fan		WMF/140	IIC	84
85	FLP/WP Pedestal/Air Circulators Fan		PF/140	IIC	85
86	FLP/WP Ceiling Fan		CF/193	IIC	86
87	FLP/WP Fan Regulator		RI/OA/1010	IIA,IIB	87
<b>FLAMEPROOF/WEATHERPROOF PANELS</b>					
<b>FLP/WP LDB</b>					
88	FLP/WP Lighting Disrtribution Board (LDB)		MCDB/186 , RCP/221, RCP/215	IIA,IIB	88
89	FLP/WP Lighting Distrbution Board		RCP/2022	IIC	89
<b>FLP/WP HEAT TRACING PANEL</b>					
90	FLP/WP Heat Tracing Panel		MCDB/186 , RCP/221, RCP/215	IIA,IIB	90
91	FLP/WP Heat Tracing Panel		RCP/2022	IIC	91
<b>FLP/WP COMPRESSOR / BOOSTER PANEL</b>					
92	FLP/WP Compressor /Booster Panel		RCP/221	IIA,IIB	92
<b>FLP/WP SOOT BLOWER</b>					
93	FLP/WP Soot Blower		MCDB/186 , RCP/221, RCP/215	IIA,IIB	93
<b>FLAMEPROOF/WEATHERPROOF AIR CONDITIONERS</b>					
94	FLP/WP Split Air Conditioner		SAC/211	IIC	94 A /B /C
95	FLP/WP Window Air Conditioner		SAC/211	IIC	95 A /B /C
<b>FLAMEPROOF / WEATHERPROOF INSTRUMENT ENCLOSURES</b>					
96	FLP/WP Instrument Enclosure (Direct Entry)		LCS/OA/153	IIA,IIB	96
97	FLP/WP Instrument Enclosure (Direct Entry)		JB/2C/2017	IIC	97
<b>FLAMEPROOF/WEATHERPROOF TELEPHONES</b>					
98	FLP/WP Telephone		TL/OA/169	IIA,IIB	98
99	FLP/WP Telephone		TL/2C/169	IIC	99

<b>FLAMEPROOF/WEATHERPROOF ACCESSORIES/MISCELLANEOUS ITEMS</b>					
100	FLP/WP Accessories		ACC/2C/2019	IIC	100
101	FLP/WP Cable Gland		CG/209	IIA,IIB	101
102	FLP/WP Cable Gland		CG/2C/2018	IIC	102
103	FLP/WP Stopping plug.		SP/2019	IIC	103
104	FLP/WP Breather Plug		BP/2C/2020	IIC	104
105	FLP/WP Flexible Metallic Conduit		FH/199	IIA,IIB	105
106	FLP/WP Electro Magnetic Brake		RCP/2C/2027A	IIC	106
107	FLP/WP Electro Hydraulic Thrustor Brake		BR/2C/2027	IIC	107
108	FLP/WP Electric Heater		E/HB/1891	IIC	108
109	FLP/WP Thermostat		INST/A/153	IIA,IIB	109
110	FLP/WP Thermostat		JB/2C/2017	IIC	110
111	FLP/WP Digital Clock		BH/2C/197	IIC	111
<b>FLAMEPROOF CLEAN ROOM FITTINGS</b>					
112	FLP/WP Light Fittings		BH/2C/197	IIC	112
113	FLP/WP Light Fittings		CRF/1273	IIA,IIB	113
114	FLP/WP Push Button		PBS/OA/1010	IIA,IIB	114
115	FLP/WP Rotary Switch		RI/OA/1010	IIA,IIB	115
116	FLP/WP Switch Socket		SS/OA/1010	IIA,IIB	116
<b>WEATHERPROOF PRODUCT</b>					
117	WP Rotary Switch	UPTO 32 Amps	RI/105		117
118	WP Switch Socket	UPTO 32 Amps	SS/105		118
119	WP Switch Socket	UPTO 100 Amps	SS/206		119
120	WP Push Button (LCS) (Direct Entry)		LCS/105		120
121	WP Push Button (LCS)		I/WP/1012		121
122	WP Junction Box		RCP/206		122

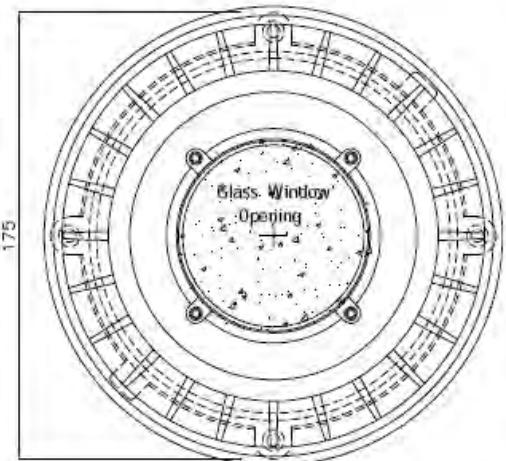


# DATA SHEET FOR FLP WELL GLASS FITTING

FLP-WP WELL GLASS DOME GLASS UP TO 45 W LED

## TECHNICAL DATA:

PRODUCT	: CAT. NO. – WG/1240
ENCLOSURE	: FLAME PROOF (Ex –d), Gas Group IIA, IIB, IIC As per IS/IEC 60079-1 : 2014
PROTECTION	: WEATHER PROOF IP – 66 AS PER IS/IEC 60529:2001 (Reaffirmed 2014)
AREA & TEMP. CLASS	: Ex db IIC T6 Gb ( EX tb / tc IIIC T85 C Db/Dc ( ZONE 1 & 2 & Zone 21 & 22 )
CERTIFICATION	: CIMFR, BIS, PESO
TEMPERATURE CLASS	: T 6
MATERIAL	: DIE CAST ALUMINIUM ALLOY
FINISH	: EPOXY POWDER COATED SHADE AS PER IS : 5
EARTHING	: 1 No INTERNAL & 2 No's EXTERNAL
HARDWARE	: STAINLESS STEEL
GASKET	: 'O' RING ENDLESS GASKET NEOPRENE / SILICON
NAME PLATE	: SS NAME PLATE CUM WARNING PLATE
GLASS	: HEAT RESISTANT CLEAR TYPE-A TOUGHENED GLASS
ENTRIES	: 2 Nos M20 / ½ " NPT / EQUIVALENT
VOLTAGE	: 140 V – 270 V ( 240 V AC )
POWER FACTOR	: ≥ 0.95
INPUT FREQUENCY	: 50 Hz.
EFFICACY	: ≥ 100 LUMEN PER WATT
COLOUR ( CCT )	: 3000K / 5700K / 6500 K / OR AS SPECIFIED
CRI	: ≥ 80 RA
THD	: ≤ 10 % THD
BEAM ANGLE	: 120 DEGREE
SURFACE TEMP.	: MAX . 70°
SURGE PROTECTION	: 10 KV SPD
LED MAKE	: CITIZEN / OSRAM / BRIDGELUX / EQUIVALENT
DRIVER MAKE	: OSRAM / PHILIPS / FULHAM / EQUIVALENT – BIS APPROVED

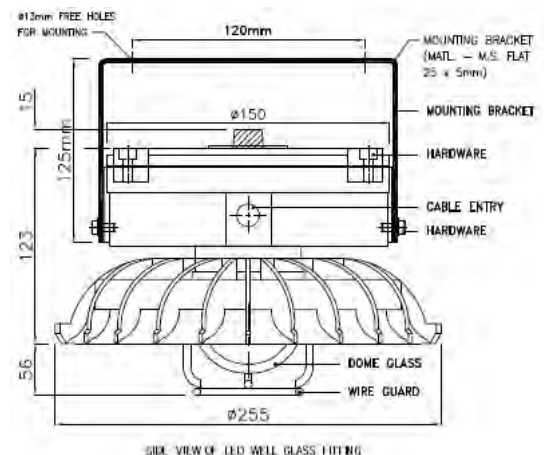
Bottom View of Well Glass Fitting  
(TYPE - 5)

## OPTIONS

SR.NO	PARTICULAR	OPTIONS
1.	MATERIAL OF CONSTRUCTION	STAINLESS STEEL
2.	VOLTAGE	220V DC / 110 V AC / 110 V DC / 24 V AC
3.	GLASS TYPE	DOME / FLAT / LENS / FROSTED
4.	BEAM ANGLE	LENS AVAILABLE 60/90/120 DEGREE
5.	LED TYPE	COB / SMD
6.	BATTERY BACK UP	UP TO 90 MINS
7.	GLAND & PLUG	BRASS / SS / ALUMINIUM
8.	COLOUR SHADE	631, 632, 355, 7031, 7032 etc..
9.	WIRE GUARD	MS WHITE EPOXY POWDER COATED / SS

## SELECTION CHART

SR.NO	WATTAGE	PART NO
1	20	WG/1240 / D / 20
2	30	WG/1240 / D / 30
3	35	WG/1240 / D / 35
4	40	WG/1240 / D / 40
5	45	WG/1240 / D / 45



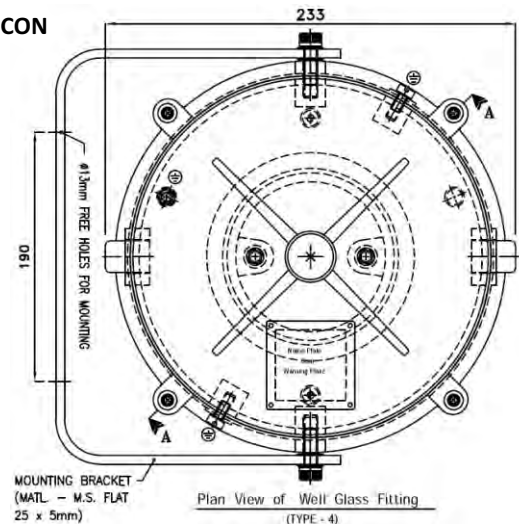
SIDE VIEW OF LED WELL GLASS FITTING

**DATA SHEET FOR FLP WELL GLASS FITTING**

FLP-WP WELL GLASS DOME GLASS UP TO 80 W LED

**TECHNICAL DATA:**

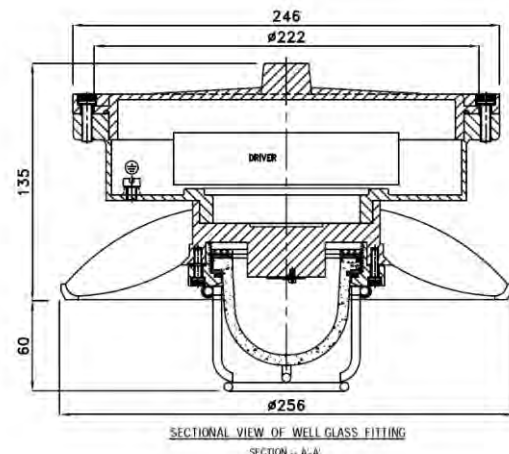
PRODUCT	:	CAT. NO. – WG/1240
ENCLOSURE	:	FLAME PROOF (Ex –d ), Gas Group IIA , IIB , IIC As per IS/IEC 60079-1 : 2014
PROTECTION	:	WEATHER PROOF IP – 66 AS PER IS/IEC 60529:2001 (Reaffirmed 2014)
AREA CLASSIFICATION	:	Ex db IIC T6 Gb ( EX tb / tc IIIC T85 C Db/Dc ( ZONE 1 & 2 & Zone 21 & 22 )
CERTIFICATION	:	CIMFR, BIS, PESO
TEMPERATURE CLASS	:	T 6
MATERIAL	:	DIE CAST ALUMINIUM ALLOY
FINISH	:	EPOXY POWDER COATED SHADE AS PER IS : 5
EARTHING	:	1 No INTERNAL & 2 No's EXTERNAL
HARDWARE	:	STAINLESS STEEL
GASKET	:	'O' RING ENDLESS GASKET NEOPRENE / SILICON
NAME PLATE	:	SS NAME PLATE CUM WARNING PLATE
GLASS	:	HEAT RESISTANT CLEAR TYPE-A TOUGHENED GLASS
ENTRIES	:	2 Nos M20 / ½ " NPT / EQUIVALENT
VOLTAGE	:	140 V – 270 V ( 240 V AC )
POWER FACTOR	:	≥ 0.95
INPUT FREQUENCY	:	50 Hz.
EFFICACY	:	≥ 100 LUMEN PER WATT
COLOUR ( CCT)	:	3000K / 5700K / 6500 K / OR AS SPECIFIED
CRI	:	≥80 RA
THD	:	≤ 10 % THD
BEAM ANGLE	:	120 DEGREE
SURFACE TEMP.	:	MAX . 70°
SURGE PROTECTION	:	10 KV SPD
LED MAKE	:	CITIZEN / OSRAM / BRIDGELUX / EQUIVALENT
DRIVER MAKE	:	OSRAM / PHILIPS / FULHAM / EQUIVALENT BIS APPROVED

**OPTIONS**

SR.NO	PARTICULAR	OPTIONS
1.	MATERIAL OF CONSTRUCTION	STAINLESS STEEL
2.	VOLTAGE	220V DC / 110 V AC / 110 V DC / 24 V AC
3.	GLASS TYPE	DOME / FLAT / LENS / FROSTED
4.	BEAM ANGLE	LENS AVAILABLE 60/90/120 DEGREE
5.	LED TYPE	COB / SMD
6.	BATTERY BACK UP	UP TO 90 MINS
7.	GLAND & PLUG	BRASS / SS / ALUMINIUM
8.	COLOUR SHADE	631, 632, 355, 7031, 7032 etc..
9.	WIRE GUARD	MS WHITE EPOXY POWDER COATED / SS

**SELECTION CHART**

SR.NO	WATTAGE	PART NO
1	50	WG/1240 / D / 50
2	60	WG/1240 / D / 60
3	70	WG/1240 / D / 70
4	75	WG/1240 / D / 75
5	80	WG/1240 / D / 80



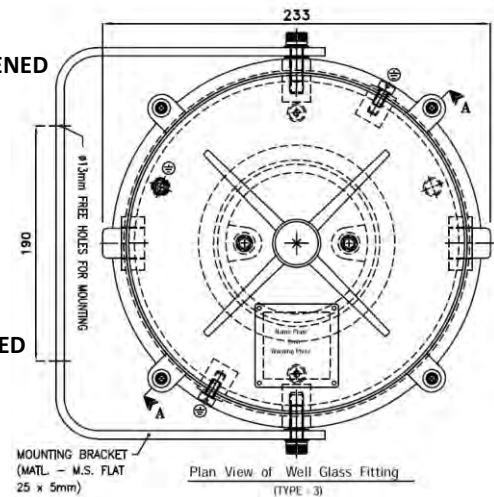


# DATA SHEET FOR FLP WELL GLASS FITTING

FLP-WP WELL GLASS DOME GLASS UP TO 120 W LED

## TECHNICAL DATA:

PRODUCT	: CAT. NO. – WG/1240
ENCLOSURE	: FLAME PROOF (Ex –d ), Gas Group IIA , IIB , IIC As per IS/IEC 60079-1 : 2014
PROTECTION	: WEATHER PROOF IP – 66 AS PER IS/IEC 60529:2001 (Reaffirmed 2014)
AREA & TEMP. CLASS	: Ex db IIC T6 Gb ( EX tb / tc IIIC T85 C Db/Dc ( ZONE 1 & 2 & Zone 21 & 22 )
CERTIFICATION	: CIMFR, BIS, PESO
TEMPERATURE CLASS	: T 6
MATERIAL	: DIE CAST ALUMINIUM ALLOY
FINISH	: EPOXY POWDER COATED SHADE AS PER IS : 5
EARTHING	: 1 No INTERNAL & 2 No's EXTERNAL
HARDWARE	: STAINLESS STEEL
GASKET	: 'O' RING ENDLESS GASKET NEOPRENE / SILICON
NAME PLATE	: SS NAME PLATE CUM WARNING PLATE
GLASS	: HEAT RESISTANT CLEAR TYPE-A TOUGHENED GLASS
ENTRIES	: 2 Nos M20 / ½ " NPT / EQUIVALENT
VOLTAGE	: 140 V – 270 V ( 240 V AC )
POWER FACTOR	: ≥ 0.95
INPUT FREQUENCY	: 50 Hz.
EFFICACY	: ≥100 LUMEN PER WATT
COLOUR ( CCT)	: 3000K / 5700K / 6500 K / OR AS SPECIFIED
CRI	: ≥80 RA
THD	: ≤ 10 % THD
BEAM ANGLE	: 120 DEGREE
SURFACE TEMPERATURE	: MAX . 70°
SURGE PROTECTION	: 10 KV SPD
LED MAKE	: CITIZEN / OSRAM / BRIDGELUX / EQUIVALENT
DRIVER MAKE	: OSRAM / PHILIPS / FULHAM / EQUIVALENT – BIS APPROVED

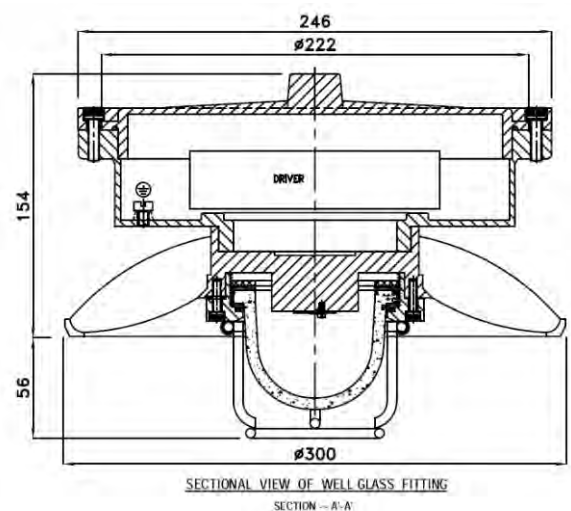


### OPTIONS

SR.NO	PARTICULAR	OPTIONS
1.	MATERIAL OF CONSTRUCTION	STAINLESS STEEL
2.	VOLTAGE	220V DC / 110 V AC / 110 V DC / 24 V AC
3.	GLASS TYPE	DOMES / FLAT / LENS / FROSTED
4.	BEAM ANGLE	LENS AVAILABLE 60/90/120 DEGREE
5.	LED TYPE	COB / SMD
6.	BATTERY BACK UP	UP TO 90 MINS
7.	GLAND & PLUG	BRASS / SS / ALUMINIUM
8.	COLOUR SHADE	631 , 632 , 355 , 7031 , 7032 etc.
9.	WIRE GUARD	MS WHITE EPOXY POWDER COATED / SS

### SELECTION CHART

SR.NO	WATT AGE	PART NO
1	90	WG/1240 / D / 90
2	100	WG/1240 / D / 100
3	110	WG/1240 / D / 110
4	120	WG/1240 / D / 120



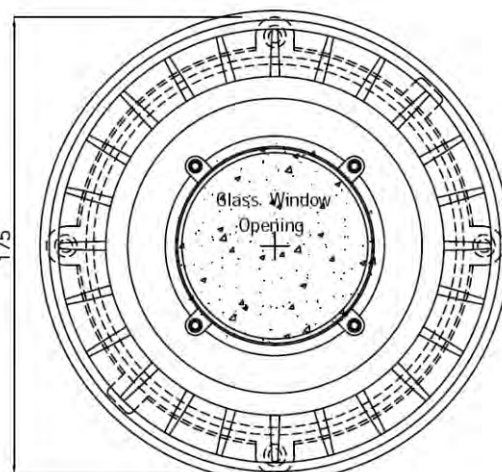


# DATA SHEET FOR FLP WELL GLASS FITTING

FLP-WP WELL GLASS FITTING UPTO 45 W LED (FLAT GLASS)

## TECHNICAL DATA:

PRODUCT	: CAT.NO. – WG/1240
ENCLOSURE	: FLAME PROOF (Ex –d ), Gas Group IIA , IIB , IIC As per IS/IEC 60079-1 : 2014
PROTECTION	: WEATHER PROOF IP – 66 AS PER IS/IEC 60529:2001 (Reaffirmed 2014)
AREA & TEMP.CLASS	: Ex db IIC T6 Gb ( EX tb / tc IIIC T85 C Db/Dc ( ZONE 1 & 2 & Zone 21 & 22 )
CERTIFICATION	: CIMFR , BIS, PESO
TEMPERATURE CLASS	: T 6
MATERIAL	: DIE CAST ALUMINIUM ALLOY
FINISH	: EPOXY POWDER COATED SHADE AS PER IS : 5
EARTHING	: 1 No INTERNAL & 2 No's EXTERNAL
HARDWARE	: STAINLESS STEEL
GASKET	: 'O' RING ENDLESS GASKET NEOPRENE / SILICON
NAME PLATE	: SS NAME PLATE CUM WARNING PLATE
GLASS	: HEAT RESISTANT CLEAR TYPE-A TOUGHENED GLASS
ENTRIES	: 2 Nos M20 / ½ " NPT / EQUIVALENT
VOLTAGE	: 140 V – 270 V ( 240 V AC )
POWER FACTOR	: ≥ 0.95
INPUT FREQUENCY	: 50 Hz.
EFFICACY	: ≥100 LUMEN PER WATT
COLOUR ( CCT)	: 3000K / 5700K / 6500 K / OR AS SPECIFIED
CRI	: ≥ 80 RA
THD	: ≤ 10 % THD
SURFACE TEMP.	: MAX . 70°
SURGE PROTECTION	: 10 KV SPD
LED MAKE	: CITIZEN / OSRAM / BRIDGELUX / EQUIVALENT
DRIVER MAKE	: OSRAM / PHILIPS / FULHAM / EQUIVALENT – BIS APPROVED



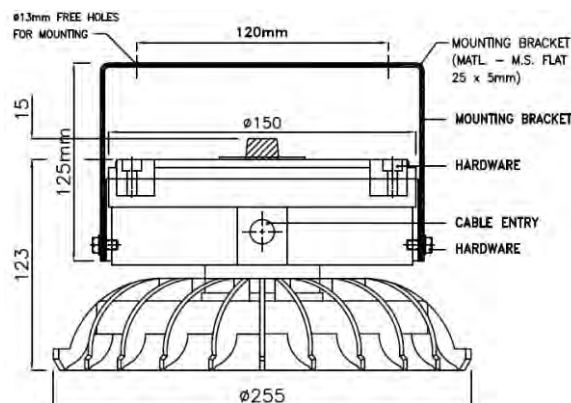
Bottom View of Well Glass Fitting  
(TYPE - 51)

## OPTIONS

SR.NO	PARTICULAR	OPTIONS
1.	MATERIAL OF CONSTRUCTION	STAINLESS STEEL
2.	VOLTAGE	220V DC / 110 V AC / 110 V DC / 24 V AC
3.	GLASS TYPE	DOME / FLAT / LENS / FROSTED
4.	BEAM ANGLE	LENS AVAILABLE 60/90/120 DEGREE
5.	LED TYPE	COB / SMD
6.	BATTERY BACK UP	UP TO 90 MINS
7.	GLAND & PLUG	BRASS / SS / ALUMINIUM
8.	COLOUR SHADE	631 , 632 , 355 , 7031 , 7032 etc..
9.	WIRE GUARD	MS WHITE EPOXY POWDER COATED / SS

## SELECTION CHART

SR.NO	WATTAGE	PART NO
1	20	WG/1240 / F / 20
2	30	WG/1240 / F / 30
3	35	WG/1240 / F / 35
4	40	WG/1240 / F / 40
5	45	WG/1240 / F / 45



SIDE VIEW OF LED WELL GLASS FITTING

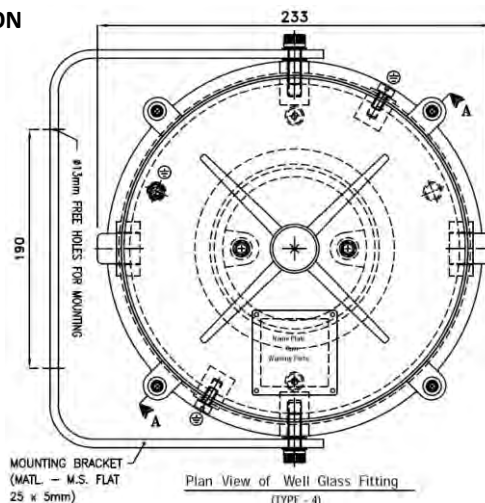


# DATA SHEET FOR FLP WELL GLASS FITTING

FLP-WP WELL GLASS FITTING UPTO 80 W LED (FLAT GLASS)

## TECHNICAL DATA:

PRODUCT	: CAT. NO. – WG/1240
ENCLOSURE	: FLAME PROOF (Ex –d ), Gas Group IIA , IIB , IIC As per IS/IEC 60079-1 : 2014
PROTECTION	: WEATHER PROOF IP – 66 AS PER IS/IEC 60529:2001 (Reaffirmed 2014)
AREA & TEMP.CLASS	: Ex db IIC T6 Gb ( EX tb/tc IIIC T85 C Db/Dc (ZONE 1 & 2 & Zone 21 & 22 )
CERTIFICATION	: CIMFR , BIS, PESO
TEMPERATURE CLASS	: T 6
MATERIAL	: DIE CAST ALUMINIUM ALLOY
FINISH	: EPOXY POWDER COATED SHADE AS PER IS : 5
EARTHING	: 1 No INTERNAL & 2 No's EXTERNAL
HARDWARE	: STAINLESS STEEL
GASKET	: 'O' RING ENDLESS GASKET NEOPRENE / SILICON
NAME PLATE	: SS NAME PLATE CUM WARNING PLATE
GLASS	: HEAT RESISTANT CLEAR TYPE-A TOUGHENED GLASS
ENTRIES	: 2 Nos M20 / ½ " NPT / EQUIVALENT
VOLTAGE	: 140 V – 270 V ( 240 V AC )
POWER FACTOR	: ≥ 0.95
INPUT FREQUENCY	: 50 Hz.
EFFICACY	: ≥100 LUMEN PER WATT
COLOUR ( CCT)	: 3000K / 5700K / 6500 K / OR AS SPECIFIED
CRI	: ≥ 80 RA
THD	: ≤ 10 % THD
SURFACE TEMP.	: MAX . 70°
SURGE PROTECTION	: 10 KV SPD
LED MAKE	: CITIZEN / OSRAM / BRIDGELUX / EQUIVALENT
DRIVER MAKE	: OSRAM / PHILIPS / FULHAM / EQUIVALENT – BIS APPROVED

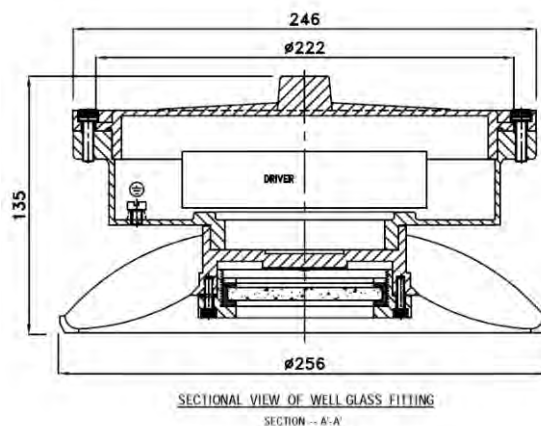


## OPTIONS

SR.NO	PARTICULAR	OPTIONS
1.	MATERIAL OF CONSTRUCTION	STAINLESS STEEL
2.	VOLTAGE	220V DC / 110 V AC / 110 V DC / 24 V AC
3.	GLASS TYPE	DOME / FLAT / LENS / FROSTED
4.	BEAM ANGLE	LENS AVAILABLE 60/90/120 DEGREE
5.	LED TYPE	COB / SMD
6.	BATTERY BACK UP	UP TO 90 MINS
7.	MOUNTING BRACKET	TYPE – A,B,C,D,E & F
8.	GLAND & PLUG	BRASS / SS / ALUMINIUM
9.	COLOUR SHADE	631 , 632 , 355 ,7031 , 7032 etc..
10.	WIRE GUARD	MS WHITE EPOXY POWDER COATED / SS

## SELECTION CHART

SR.NO	WATTAGE	PART NO
1	50	WG/1240 / F/ 50
2	60	WG/1240 / F/ 60
3	70	WG/1240 / F/ 70
4	75	WG/1240 / F/ 75
5	80	WG/1240 / F/ 80

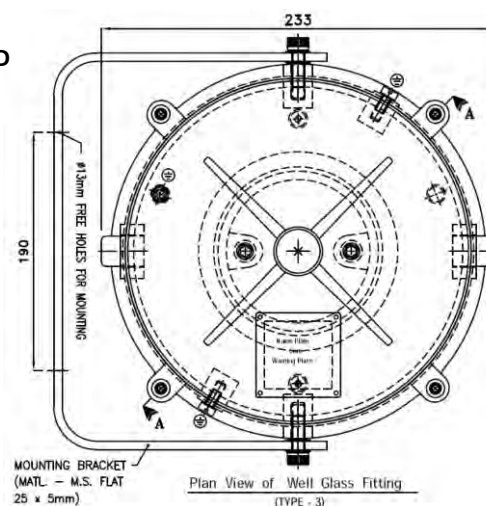


**DATA SHEET FOR FLP WELL GLASS FITTING**

FLP-WP WELL GLASS FITTING UPTO 120 W LED (FLAT GLASS)

**TECHNICAL DATA:**

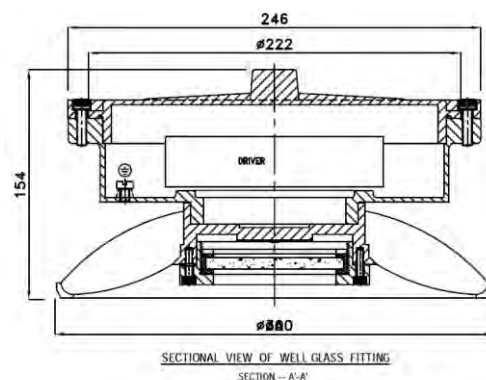
PRODUCT	: CAT. NO. – WG/1240
ENCLOSURE	: FLAME PROOF (Ex –d ), Gas Group IIA , IIB , IIC As per IS/IEC 60079-1 : 2014
PROTECTION	: WEATHER PROOF IP – 66 AS PER IS/IEC60529:2001 (Reaffirmed 2014)
AREA & TEMP.CLASS	: Ex db IIC T6 Gb ( EX tb/tc IIC T85 C Db/Dc ( ZONE 1 & 2 & Zone 21 & 22 )
CERTIFICATION	: CIMFR , BIS, PESO
TEMPERATURE CLASS	: T 6
MATERIAL	: DIE CAST ALUMINIUM ALLOY
FINISH	: EPOXY POWDER COATED SHADE AS PER IS : 5
EARTHING	: 1 No INTERNAL & 2 No's EXTERNAL
HARDWARE	: STAINLESS STEEL
GASKET	: 'O' RING ENDLESS GASKET NEOPRENE / SILICON
NAME PLATE	: SS NAME PLATE CUM WARNING PLATE
GLASS	: HEAT RESISTANT CLEAR TYPE-A TOUGHENED GLASS
ENTRIES	: 2 Nos M20 / ½ " NPT / EQUIVALENT
VOLTAGE	: 140 V – 270 V ( 240 V AC )
POWER FACTOR	: ≥ 0.95
INPUT FREQUENCY	: 50 Hz.
EFFICACY	: ≥100 LUMEN PER WATT
COLOUR ( CCT)	: 3000K / 5700K / 6500 K / OR AS SPECIFIED
CRI	: ≥ 80 RA
THD	: ≤ 10 % THD
SURFACE TEMP.	: MAX . 70°
SURGE PROTECTION	: 10 KV SPD
LED MAKE	: CITIZEN / OSRAM / BRIDGELUX / EQUIVALENT
DRIVER MAKE	: OSRAM / PHILIPS / FULHAM / EQUIVALENT – BIS APPROVED

**OPTIONS**

SR.NO	PARTICULAR	OPTIONS
1.	MATERIAL OF CONSTRUCTION	STAINLESS STEEL
2.	VOLTAGE	220V DC / 110 V AC / 110 V DC / 24 V AC
3.	GLASS TYPE	DOME / FLAT / LENS / FROSTED
4.	BEAM ANGLE	LENS AVAILABLE 60/90/120 DEGREE
5.	LED TYPE	COB / SMD
6.	BATTERY BACK UP	UP TO 90 MINS
7.	GLAND & PLUG	BRASS / SS / ALUMINIUM
8.	COLOUR SHADE	631 , 632 , 355 , 7031 , 7032 etc..
9.	WIRE GUARD	MS WHITE EPOXY POWDER COATED / SS

**SELECTION CHART**

SR.NO	WATTAGE	PART NO
1	90	WG/1240 / F / 90
2	100	WG/1240 / F / 100
3	110	WG/1240 / F / 110
4	120	WG/1240 / F / 120



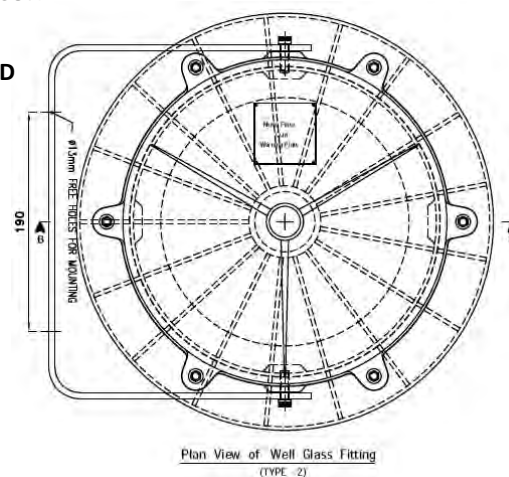


# DATA SHEET FOR FLP WELL GLASS FITTING

FLP-WP WELL GLASS FITTING UPTO 200 W LED (FLAT GLASS)

## TECHNICAL DATA:

PRODUCT	: CAT. NO. – WG/1240
ENCLOSURE	: FLAME PROOF (Ex –d ), Gas Group IIA , IIB , IIC As per IS/IEC 60079-1 : 2014
PROTECTION	: WEATHER PROOF IP – 66 AS PER IS/IEC 60529:2001 (Reaffirmed 2014)
AREA & TEMP.CLASS	: Ex db IIC T6 Gb ( EX tb / tc IIIC T85 C Db/Dc ( ZONE 1 & 2 & Zone 21 & 22 )
CERTIFICATION	: CIMFR , BIS ,PESO
TEMPERATURE CLASS	: T 6
MATERIAL	: DIE CAST ALUMINIUM ALLOY
FINISH	: EPOXY POWDER COATED SHADE AS PER IS : 5
EARTHING	: 1 No INTERNAL & 2 No's EXTERNAL
HARDWARE	: STAINLESS STEEL
GASKET	: 'O' RING ENDLESS GASKET NEOPRENE / SILICON
NAME PLATE	: SS NAME PLATE CUM WARNING PLATE
GLASS	: HEAT RESISTANT CLEAR TYPE-A TOUGHENED GLASS
ENTRIES	: 2 Nos M20 / ½ " NPT / EQUIVALENT
VOLTAGE	: 140 V – 270 V ( 240 V AC )
POWER FACTOR	: ≥ 0.95
INPUT FREQUENCY	: 50 Hz.
EFFICACY	: ≥ 100 LUMEN PER WATT
COLOUR ( CCT)	: 3000K / 5700K / 6500 K / OR AS SPECIFIED
CRI	: ≥ 80 RA
THD	: ≤ 10 % THD
SURFACE TEMP.	: MAX . 70°
SURGE PROTECTION	: 10 KV SPD
LED MAKE	: CITIZEN / OSRAM / BRIDGELUX / EQUIVALENT
DRIVER MAKE	: OSRAM / PHILIPS / FULHAM / EQUIVALENT - BIS APPROVED

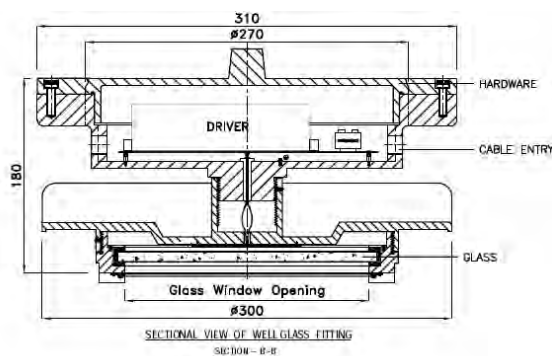


## OPTIONS

SR.NO	PARTICULAR	OPTIONS
1.	MATERIAL OF CONSTRUCTION	STAINLESS STEEL
2.	VOLTAGE	220V DC / 110 V AC / 110 V DC / 24 V AC
3.	GLASS TYPE	FLAT / FROSTED
4.	LED TYPE	COB / SMD
5.	BATTERY BACK UP	UP TO 90 MINS
6.	GLAND & PLUG	BRASS / SS / ALUMINIUM
7.	COLOUR SHADE	631 , 632 , 355 , 7031 , 7032 etc..
8.	WIRE GUARD	MS WHITE EPOXY POWDER COATED / SS

## SELECTION CHART

SR.NO	WATTAGE	PART NO
1	150	WG/1240 / 150
2	200	WG/1240 / 200

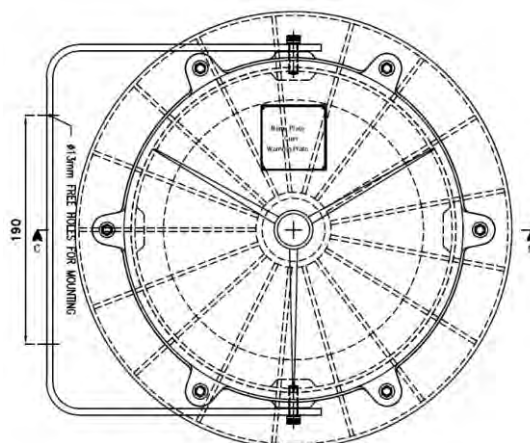


**DATA SHEET FOR FLP WELL GLASS FITTING**

FLP-WP WELL GLASS FITTING UPTO 300 W LED (FLAT GLASS)

**TECHNICAL DATA:**

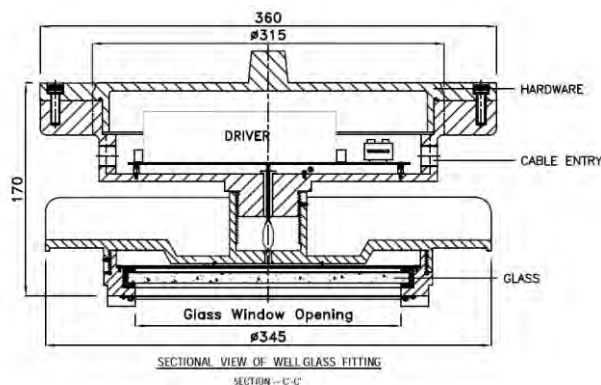
PRODUCT	: CAT. NO. – WG/1240
ENCLOSURE	: FLAME PROOF (Ex –d ), Gas Group IIA , IIB , IIC As per IS/IEC 60079-1 : 2014
PROTECTION	: WEATHER PROOF IP – 66 AS PER IS/IEC 60529:2001 (Reaffirmed 2014)
AREA & TEMP. CLASS	: Ex db IIC T6 Gb ( EX tb / tc IIIC T85 C Db/Dc ( ZONE 1 & 2 & Zone 21 & 22 )
CERTIFICATION	: CIMFR, BIS, PESO
TEMPERATURE CLASS	: T 6
MATERIAL	: DIE CAST ALUMINIUM ALLOY
FINISH	: EPOXY POWDER COATED SHADE AS PER IS : 5
EARTHING	: 1 No INTERNAL & 2 No's EXTERNAL
HARDWARE	: STAINLESS STEEL
GASKET	: 'O' RING ENDLESS GASKET NEOPRENE / SILICON
NAME PLATE	: SS NAME PLATE CUM WARNING PLATE
GLASS	: HEAT RESISTANT CLEAR TYPE-A TOUGHENED GLASS
ENTRIES	: 2 Nos M20 / ½ " NPT / EQUIVALENT
VOLTAGE	: 140 V – 270 V ( 240 V AC )
POWER FACTOR	: ≥0.95
INPUT FREQUENCY	: 50 Hz.
EFFICACY	: ≥100 LUMEN PER WATT
COLOUR ( CCT)	: 3000K / 5700K / 6500 K / OR AS SPECIFIED
CRI	: ≥80 RA
THD	: ≤ 10 % THD
SURFACE TEMP.	: MAX . 70°
SURGE PROTECTION	: 10 KV SPD
LED MAKE	: CITIZEN / OSRAM / BRIDGELUX / EQUIVALENT
DRIVER MAKE	: OSRAM / PHILIPS / FULHAM / EQUIVALENT – BIS APPROVED

Plan View of Well Glass Fitting  
(TYPE - 1)**OPTIONS**

SR.NO	PARTICULAR	OPTIONS
1.	MATERIAL OF CONSTRUCTION	STAINLESS STEEL
2.	VOLTAGE	220V DC / 110 V AC / 110 V DC / 24 V AC
3.	GLASS	FLAT / FROSTED
4.	LED TYPE	COB / SMD
5.	BATTERY BACK UP	UP TO 90 MINS
6.	GLAND & PLUG	BRASS / SS / ALUMINIUM
7.	COLOUR SHADE	631 , 632 , 355 , 7031 , 7032 etc..
8.	WIRE GUARD	MS WHITE EPOXY POWDER COATED / SS

**SELECTION CHART**

SR.NO	WATTAGE	PART NO
1	250	WG/1240 / 250
2	300	WG/1240 / 300

SECTIONAL VIEW OF WELL GLASS FITTING  
SECTION - C-C

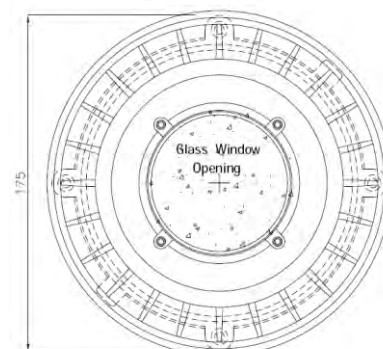


# DATA SHEET FOR FLP FLOOD LIGHT FITTING

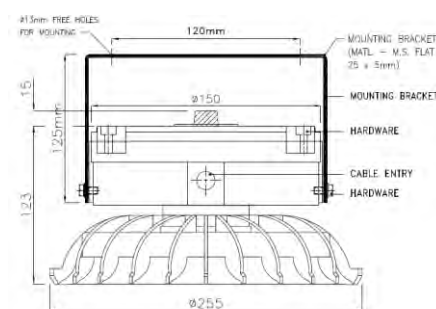
FLP-WP-FLOOD LIGHT UP TO 45 WATT LED

## TECHNICAL DATA:

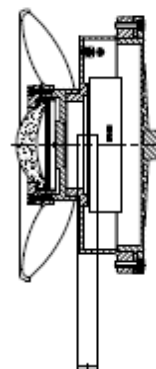
PRODUCT	: CAT.NO. – WG/1240
ENCLOSURE	: FLAME PROOF (Ex –d ), Gas Group IIA , IIB , IIC As per IS/IEC 60079-1 : 2014
PROTECTION	: WEATHER PROOF IP – 66 AS PER IS/IEC 60529:2001 (Reaffirmed 2014)
AREA CLASSIFICATION	: Ex db IIC T6 Gb ( EX tb / tc IIIC T85 C Db/Dc ( ZONE 1 & 2 & Zone 21 & 22 )
CERTIFICATION	: CIMFR, BIS, PESO
TEMPERATURE CLASS	: T 6
MATERIAL	: DIE CAST ALUMINIUM ALLOY
FINISH	: EPOXY POWDER COATED SHADE AS PER IS : 5
EARTHING	: 1 No INTERNAL & 2 No's EXTERNAL
HARDWARE	: STAINLESS STEEL
GASKET	: 'O' RING ENDLESS GASKET NEOPRENE / SILICON
NAME PLATE	: SS NAME PLATE CUM WARNING PLATE
GLASS	: HEAT RESISTANT CLEAR TYPE-A TOUGHENED GLASS
ENTRIES	: 2 Nos M20 / ½ " NPT / EQUIVALENT
VOLTAGE	: 140 V – 270 V ( 240 V AC )
POWER FACTOR	: ≥ 0.95
INPUT FREQUENCY	: 50 Hz.
EFFICACY	: ≥ 100 LUMEN PER WATT
COLOUR ( CCT)	: 3000K / 5700K / 6500 K / OR AS SPECIFIED
CRI	: ≥ 80 RA
THD	: ≤ 10 % THD
SURFACE TEMP.	: MAX . 70°
SURGE PROTECTION	: 10 KV SPD
LED MAKE	: CITIZEN / OSRAM / BRIDGELUX / EQUIVALENT
DRIVER MAKE	: OSRAM / PHILIPS / FULHAM / EQUIVALENT – BIS APPROVED



Bottom View of Flood Light Fitting  
(TYPE - S)



SIDE VIEW OF LED FLOOD LIGHT FITTING



## OPTIONS

SR.NO	PARTICULAR	OPTIONS
1.	MATERIAL OF CONSTRUCTION	STAINLESS STEEL
2.	VOLTAGE	220V DC / 110 V AC / 110 V DC / 24 V AC
3.	BEAM ANGLE	LENS AVAILABLE 60/90/120 DEGREE
4.	LED TYPE	COB / SMD
5.	BATTERY BACK UP	UP TO 90 MINS
6.	GLAND & PLUG	BRASS / SS / ALUMINIUM
7.	COLOUR SHADE	631 , 632 , 355,,7031 , 7032 etc.
8.	WIRE GUARD	MS WHITE EPOXY POWDER COATED / SS

## SELECTION CHART

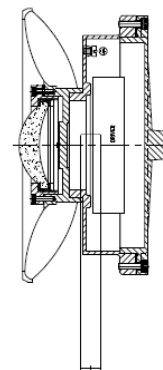
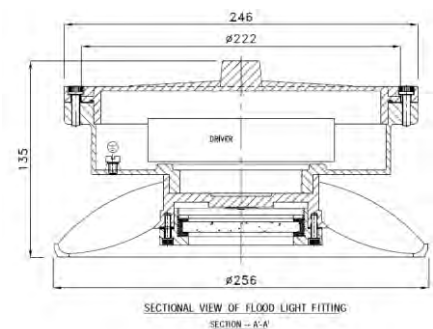
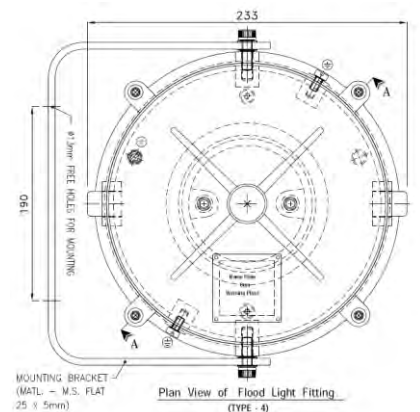
SR.NO	WATTAGE	PART NO
1	20	WG/1240 / FL / 20
2	30	WG/1240 / FL / 30
3	35	WG/1240 / FL / 35
4	40	WG/1240 / FL / 40
5	45	WG/1240 / FL / 45

**DATA SHEET FOR FLP FLOOD LIGHT FITTING**

FLP-WP-FLOOD LIGHT UP TO 80 WATT LED

**TECHNICAL DATA:**

PRODUCT	:	CAT. NO. – WG/1240
ENCLOSURE	:	FLAME PROOF (Ex – d ), Gas Group IIA , IIB , IIC As per IS/IEC 60079-1 : 2014
PROTECTION	:	WEATHER PROOF IP – 66 AS PER IS/IEC 60529:2001 (Reaffirmed 2014)
AREA CLASSIFICATION	:	Ex db IIC T6 Gb ( EX tb / tc IIIC T85 C Db/Dc ( ZONE 1 & 2 & Zone 21 & 22 )
CERIFICATION	:	CIMFR, BIS, PESO
TEMPERATURE CLASS	:	T 6
MATERIAL	:	DIE CAST ALUMINIUM ALLOY
FINISH	:	EPOXY POWDER COATED SHADE AS PER IS : 5
EARTHING	:	1 No INTERNAL & 2 No's EXTERNAL
HARDWARE	:	STAINLESS STEEL
GASKET	:	'O' RING ENDLESS GASKET NEOPRENE / SILICON
NAME PLATE	:	SS NAME PLATE CUM WARNING PLATE
GLASS	:	HEAT RESISTANT CLEAR TYPE-A TOUGHENED GLASS
ENTRIES	:	2 Nos M20 / ½ " NPT / EQUIVALENT
VOLTAGE	:	140 V – 270 V ( 240 V AC )
POWER FACTOR	:	≥ 0.95
INPUT FREQUENCY	:	50 Hz.
EFFICACY	:	≥ 100 LUMEN PER WATT
COLOUR ( CCT)	:	3000K / 5700K / 6500 K / OR AS SPECIFIED
CRI	:	≥ 80 RA
THD	:	≤ 10 % THD
SURFACE TEMP.	:	MAX . 70°
SURGE PROTECTION	:	10 KV SPD
LED MAKE	:	CITIZEN / OSRAM / BRIDGELUX / EQUIVALENT
DRIVER MAKE	:	OSRAM / PHILIPS / FULHAM / EQUIVALENT - BIS APPROVED

**OPTIONS**

SR.NO	PARTICULAR	OPTIONS
1.	MATERIAL OF CONSTRUCTION	STAINLESS STEEL
2.	VOLTAGE	220V DC / 110 V AC / 110 V DC / 24 V AC
3.	BEAM ANGLE	LENS AVAILABLE 60/90/120 DEGREE
4.	LED TYPE	COB / SMD
5.	BATTERY BACK UP	UP TO 90 MINS
6.	GLAND & PLUG	BRASS / SS / ALUMINIUM
7.	COLOUR SHADE	631 , 632 , 355 , 7031 , 7032 etc.
8.	WIRE GUARD	MS WHITE EPOXY POWDER COATED / SS

**SELECTION CHART**

SR.NO	WATTAGE	PART NO
1	50	WG/1240 / FL / 50
2	60	WG/1240 / FL / 60
3	70	WG/1240 / FL / 70
4	75	WG/1240 / FL / 75
5	80	WG/1240 / FL / 80

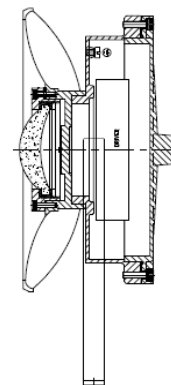
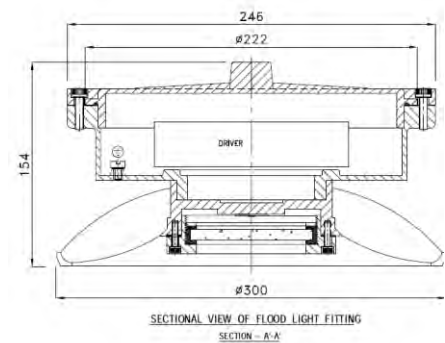
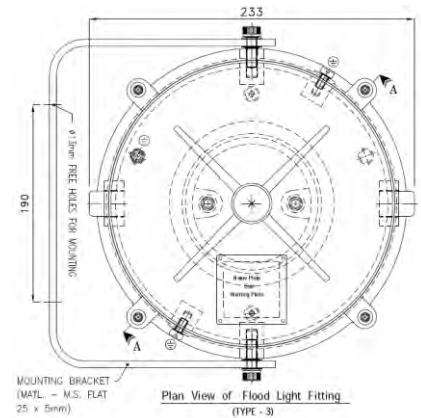


# DATA SHEET FOR FLP FLOOD LIGHT FITTING

FLP-WP-FLOOD LIGHT UP TO 120 WATT LED

## TECHNICAL DATA:

- PRODUCT : CAT. NO.- WG/1240
- ENCLOSURE : FLAME PROOF (Ex –d ), Gas Group IIA , IIB , IIC  
As per IS/IEC 60079-1 : 2014
- PROTECTION : WEATHER PROOF IP – 66 AS PER IS/IEC 60529:2001  
(Reaffirmed 2014)
- AREA & TEMP. CLASS : Ex db IIC T6 Gb ( EX tb / tc IIC T85 C Db/Dc  
( ZONE 1 & 2 & Zone 21 & 22 )
- CERTIFICATION : CIMFR, BIS, PESO
- TEMPERATURE CLASS : T 6
- MATERIAL : DIE CAST ALUMINIUM ALLOY
- FINISH : EPOXY POWDER COATED SHADE AS PER IS : 5
- EARTHING : 1 No INTERNAL & 2 No's EXTERNAL
- HARDWARE : STAINLESS STEEL
- GASKET : 'O' RING ENDLESS GASKET NEOPRENE / SILICON
- NAME PLATE : SS NAME PLATE CUM WARNING PLATE
- GLASS : HEAT RESISTANT CLEAR TYPE-A TOUGHENED  
GLASS
- ENTRIES : 2 Nos M20 / ½ " NPT / EQUIVALENT
- VOLTAGE : 140 V – 270 V ( 240 V AC )
- POWER FACTOR : ≥ 0.95
- INPUT FREQUENCY : 50 Hz.
- EFFICACY : ≥ 100 LUMEN PER WATT
- COLOUR ( CCT) : 3000K / 5700K / 6500 K / OR AS SPECIFIED
- CRI : ≥ 80 RA
- THD : ≤ 10 % THD
- SURFACE TEMP. : MAX . 70°
- SURGE PROTECTION : 10 KV SPD
- LED MAKE : CITIZEN / OSRAM / BRIDGELUX / EQUIVALENT
- DRIVER MAKE : OSRAM / PHILIPS / FULHAM / EQUIVALENT  
– BIS APPROVED



### OPTIONS

SR.NO	PARTICULAR	OPTIONS
1.	MATERIAL OF CONSTRUCTION	STAINLESS STEEL
2.	VOLTAGE	220V DC / 110 V AC / 110 V DC / 24 V AC
3.	BEAM ANGLE	LENS AVAILABLE 60/90/120 DEGREE
4.	LED TYPE	COB / SMD
5.	BATTERY BACK UP	UP TO 90 MINS
6.	GLAND & PLUG	BRASS / SS / ALUMINIUM
7.	COLOUR SHADE	631, 632, 355, 7031, 7032 etc.
8.	WIRE GUARD	MS WHITE EPOXY POWDER COATED / SS

### SELECTION CHART

SR.NO	WATTAGE	PART NO
1	90	WG/1240 / FL / 90
2	100	WG/1240 / FL / 100
3	110	WG/1240 / FL / 110
4	120	WG/1240 / FL / 120

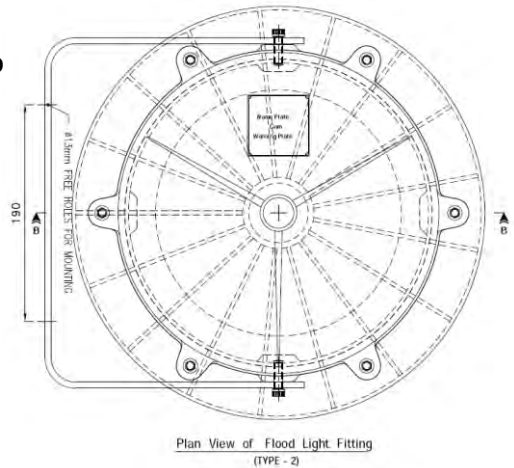


# DATA SHEET FOR FLP FLOOD LIGHT FITTING

FLP-WP-FLOOD LIGHT UP TO 200 WATT LED

## TECHNICAL DATA:

PRODUCT	:	CAT. NO.- WG/1240
ENCLOSURE	:	FLAME PROOF (Ex -d), Gas Group IIA, IIB, IIC As per IS/IEC 60079-1 : 2014
PROTECTION	:	WEATHER PROOF IP – 66 AS PER IS/IEC 60529:2001 (Reaffirmed 2014)
AREA & TEMP. CLASS	:	Ex db IIC T6 Gb ( EX tb / tc IIIC T85 C Db/Dc ( ZONE 1 & 2 & Zone 21 & 22 )
CERTIFICATION	:	CIMFR, BIS, PESO
TEMPERATURE CLASS	:	T 6
MATERIAL	:	DIE CAST ALUMINIUM ALLOY
FINISH	:	EPOXY POWDER COATED SHADE AS PER IS : 5
EARTHING	:	1 No INTERNAL & 2 No's EXTERNAL
HARDWARE	:	STAINLESS STEEL
GASKET	:	'O' RING ENDLESS GASKET NEOPRENE / SILICON
NAME PLATE	:	SS NAME PLATE CUM WARNING PLATE
GLASS	:	HEAT RESISTANT CLEAR TYPE-A TOUGHENED GLASS (FLAT)
ENTRIES	:	2 Nos M20 / ½ " NPT / EQUIVALENT
VOLTAGE	:	140 V – 270 V ( 240 V AC )
POWER FACTOR	:	≥ 0.95
INPUT FREQUENCY	:	50 Hz.
EFFICACY	:	≥ 100 LUMEN PER WATT
COLOUR ( CCT)	:	3000K / 5700K / 6500 K / OR AS SPECIFIED
CRI	:	≥ 80 RA
THD	:	≤ 10 % THD
SURFACE TEMP.	:	MAX . 70°
SURGE PROTECTION	:	10 KV SPD
LED MAKE	:	CITIZEN / OSRAM / BRIDGELUX / EQUIVALENT
DRIVER MAKE	:	OSRAM / PHILIPS / FULHAM / EQUIVALENT - BIS APPROVED

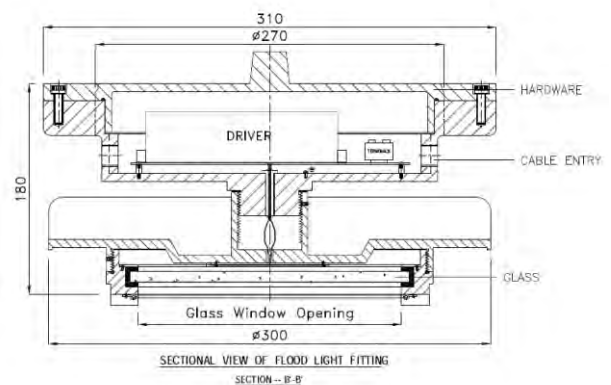


### OPTIONS

SR.NO	PARTICULAR	OPTIONS
1.	MATERIAL OF CONSTRUCTION	STAINLESS STEEL
2.	VOLTAGE	220V DC / 110 V AC / 110 V DC / 24 V AC
3.	BEAM ANGLE	LENS AVAILABLE 60/90/120 DEGREE
4.	LED TYPE	COB / SMD
5.	BATTERY BACK UP	UP TO 90 MINS
6.	GLAND & PLUG	BRASS / SS / ALUMINIUM
7.	COLOUR SHADE	631, 632, 355, 7031, 7032 etc.
8.	WIRE GUARD	MS WHITE EPOXY POWDER COATED / SS

### SELECTION CHART

SR.NO	WATTAGE	PART NO
1	150	WG/1240 / FL / 150
2	200	WG/1240 / FL / 200



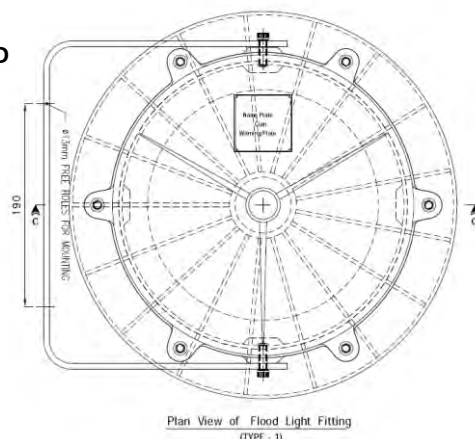


# DATA SHEET FOR FLP FLOOD LIGHT FITTING

FLP-WP-FLOOD LIGHT UP TO 300 WATT LED

## TECHNICAL DATA:

PRODUCT	: CAT. NO.- WG/1240
ENCLOSURE	: FLAME PROOF (Ex -d ), Gas Group IIA , IIB , IIC As per IS/IEC 60079-1 : 2014
PROTECTION	: WEATHER PROOF IP – 66 AS PER IS/IEC 60529:2001 (Reaffirmed 2014)
AREA & TEMP. CLASS	: Ex db IIC T6 Gb ( EX tb / tc IIIC T85 C Db/Dc ( ZONE 1 & 2 & Zone 21 & 22 )
CERIFICATION	: CIMFR, BIS, PESO
TEMPERATURE CLASS	: T 6
MATERIAL	: DIE CAST ALUMINIUM ALLOY
FINISH	: EPOXY POWDER COATED SHADE AS PER IS : 5
EARTHING	: 1 No INTERNAL & 2 No's EXTERNAL
HARDWARE	: STAINLESS STEEL
GASKET	: 'O' RING ENDLESS GASKET NEOPRENE / SILICON
NAME PLATE	: SS NAME PLATE CUM WARNING PLATE
GLASS	: HEAT RESISTANT CLEAR TYPE-A TOUGHENED GLASS (FLAT)
ENTRIES	: 2 Nos M20 / ½ " NPT / EQUIVALENT
VOLTAGE	: 140 V – 270 V ( 240 V AC )
POWER FACTOR	: ≥ 0.95
INPUT FREQUENCY	: 50 Hz.
EFFICACY	: ≥ 100 LUMEN PER WATT
COLOUR ( CCT)	: 3000K / 5700K / 6500 K / OR AS SPECIFIED
CRI	: ≥ 80 RA
THD	: ≤ 10 % THD
SURFACE TEMP.	: MAX . 70°
SURGE PROTECTION	: 10 KV SPD
LED MAKE	: CITIZEN / OSRAM / BRIDGELUX / EQUIVALENT
DRIVER MAKE	: OSRAM / PHILIPS / FULHAM / EQUIVALENT - BIS APPROVED

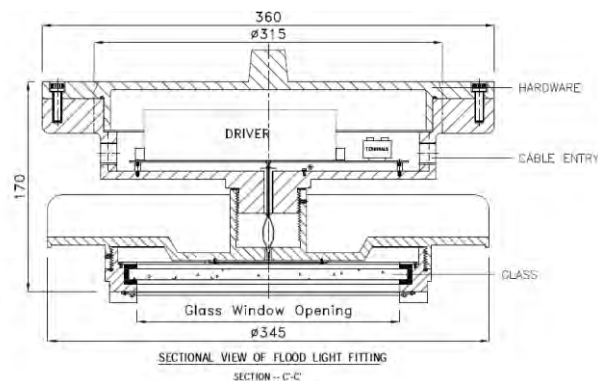


## OPTIONS

SR.NO	PARTICULAR	OPTIONS
1.	MATERIAL OF CONSTRUCTION	STAINLESS STEEL
2.	VOLTAGE	220V DC / 110 V AC / 110 V DC / 24 V AC
3.	BEAM ANGLE	LENS AVAILABLE 60/90/120 DEGREE
4.	LED TYPE	COB / SMD
5.	BATTERY BACK UP	UP TO 90 MINS
6.	GLAND & PLUG	BRASS / SS / ALUMINIUM
7.	COLOUR SHADE	631 , 632 , 355 , 7031 , 7032 etc.
8.	WIRE GUARD	MS WHITE EPOXY POWDER COATED / SS

## SELECTION CHART

SR.NO	WATTAGE	PART NO
1	250	WG/1240 / FL / 250
2	300	WG/1240 / FL / 300



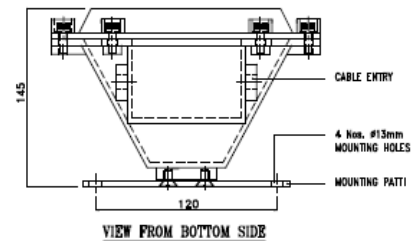
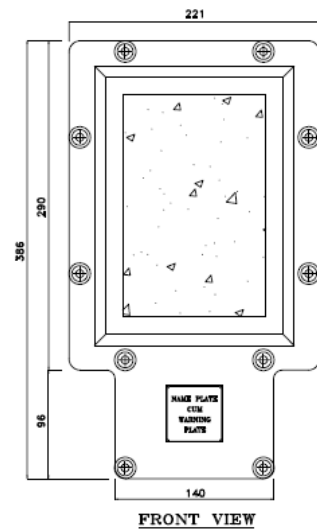



# DATA SHEET FOR FLP BULKHEAD LIGHT FITTING

BULKHEAD IIA & IIB UP TO 45 W LED

## TECHNICAL DATA:

- PRODUCT : CAT. NO.- BH/124
- ENCLOSURE : FLAME PROOF (Ex -d), Gas Group IIA, IIB  
As per IS/IEC 60079-1: 2014
- AREA & TEMP. CLASS : Ex db IIA & IIB C T6 Gb (EX TB / TC IIIC T85 C Db/Dc  
(ZONE 1 & 2, ZONE 21 & 22)
- CERTIFICATION : CIMFR, BIS, PESO
- TEMPERATURE CLASS : T6
- MATERIAL : DIE CAST ALUMINIUM ALLOY
- FINISH : EPOXY POWDER COATED SHADE AS PER IS: 5
- EARTHING : 1 No INTERNAL & 2 No's EXTERNAL
- HARDWARE : STAINLESS STEEL
- GASKET : 'O' RING ENDLESS GASKET NEOPRENE / SILICON
- NAME PLATE : SS NAME PLATE CUM WARNING PLATE
- GLASS : HEAT RESISTANT CLEAR TYPE-A TOUGHENED  
GLASS (FLAT)
- ENTRIES : 2 Nos M20 / 1/2 "NPT / EQUIVALENT
- VOLTAGE : 140 V – 270 V (240 V AC)
- POWER FACTOR : ≥ 0.95
- INPUT FREQUENCY : 50 Hz.
- EFFICACY : ≥ 100 LUMEN PER WATT
- COLOUR (CCT) : 3000K / 5700K / 6500 K / OR AS SPECIFIED
- CRI : ≥ 80 RA
- THD : ≤ 10 % THD
- SURFACE TEMP. : MAX. 70°
- SURGE PROTECTION : 10 KV SPD
- LED MAKE : CITIZEN / OSRAM / BRIDGELUX / EQUIVALENT
- DRIVER MAKE : OSRAM / PHILIPS / FULHAM / EQUIVALENT  
- BIS APPROVED

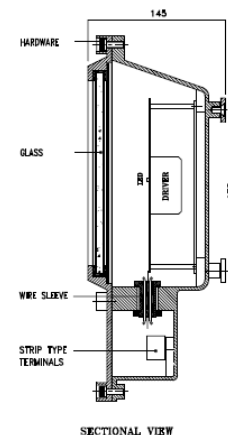


### OPTIONS

SR.NO	PARTICULAR	OPTIONS
1.	MATERIAL OF CONSTRUCTION	STAINLESS STEEL
2.	VOLTAGE	220V DC / 110 V AC / 110 V DC / 24 V AC
3.	LED TYPE	COB / SMD
5.	GLAND & PLUG	BRASS / SS / ALUMINIUM
6.	COLOUR SHADE	631 , 632 , 355 ,7031,7032 etc..

### SELECTION CHART

SR.NO	WATTAGE	PART NO
1	20	BH/ 124 / 20
2	30	BH / 124 / 30
3	45	BH / 124 / 45



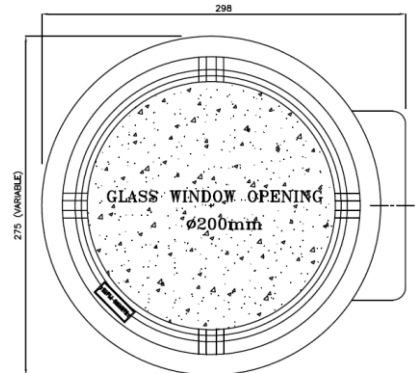


# DATA SHEET FOR FLP BULKHEAD LIGHT FITTING

FLP-WP BULKHEAD GAS GROUP IIC UP TO 60 W LED

## TECHNICAL DATA:

<b>PRODUCT</b>	:	CAT. NO.- BH / 2C / 197
<b>ENCLOSURE</b>	:	FLAME PROOF (Ex -d ), Gas Group IIA , IIB , IIC As per IS/IEC 60079-1 : 2014
<b>PROTECTION</b>	:	WEATHER PROOF IP – 66 AS PER IS/IEC 60529:2001 (Reaffirmed 2014)
<b>AREA &amp; TEMP. CLASS</b>	:	Ex db IIC T6 Gb ( EX tb / tc IIIC T85 C Db/Dc (ZONE 1 & 2 & Zone 21 & 22 )
<b>CERTIFICATION</b>	:	CIMFR, BIS, PESO
<b>TEMP. CLASS</b>	:	T 6
<b>MATERIAL</b>	:	DIE CAST ALUMINIUM ALLOY
<b>FINISH</b>	:	EPOXY POWDER COATED SHADE AS PER IS : 5
<b>EARTHING</b>	:	1 No INTERNAL & 2 No's EXTERNAL
<b>HARDWARE</b>	:	STAINLESS STEEL
<b>GASKET</b>	:	'O' RING ENDLESS GASKET NEOPRENE / SILICON
<b>NAME PLATE</b>	:	SS NAME PLATE CUM WARNING PLATE
<b>GLASS</b>	:	HEAT RESISTANT CLEAR TYPE-A TOUGHENED GLASS (FLAT)
<b>ENTRIES</b>	:	2 Nos M20 / ½ " NPT / EQUIVALENT
<b>VOLTAGE</b>	:	140 V – 270 V ( 240 V AC )
<b>POWER FACTOR</b>	:	≥ 0.95
<b>INPUT FREQUENCY</b>	:	50 Hz.
<b>EFFICACY</b>	:	≥ 100 LUMEN PER WATT
<b>COLOUR ( CCT)</b>	:	3000K/5700K/6500 K/OR AS SPECIFIED
<b>CRI</b>	:	≥ 80 RA
<b>THD</b>	:	≤ 10 % THD
<b>SURFACE TEMP</b>	:	MAX . 70°
<b>SURGE PROTECTION</b>	:	10 KV SPD
<b>LED MAKE</b>	:	CITIZEN / OSRAM / BRIDGELUX / EQUIVALENT
<b>DRIVER MAKE</b>	:	OSRAM / PHILIPS / FULHAM / EQUIVALENT - BIS APPROVED



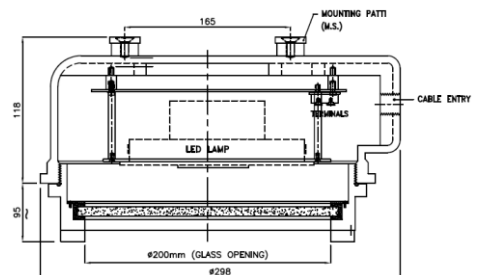
FRONT VIEW

### OPTIONS

SR.NO	PARTICULAR	OPTIONS
1.	MATERIAL OF CONSTRUCTION	STAINLESS STEEL
2.	VOLTAGE	220V DC / 110 V AC / 110 V DC / 24 V AC
3.	LED TYPE	COB / SMD
5.	GLAND & PLUG	BRASS / SS / ALUMINIUM
6.	COLOUR SHADE	631 , 632 , 355 , 7031 , 7032 etc.

### SELECTION CHART

SR.NO	WATTAGE	PART NO
1	20	BH / 2C / 197 / 20
2	30	BH / 2C / 197 / 30
3	45	BH / 2C / 197 / 45
4	50	BH / 2C / 197 / 50
5	60	BH / 2C / 197 / 60



SECTIONAL VIEW

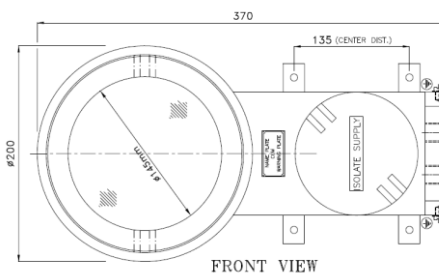


# DATA SHEET FOR FLP BULKHEAD LIGHT FITTING

FLP-WP BULKHEAD GAS GROUP IIC UP TO 60 W LED

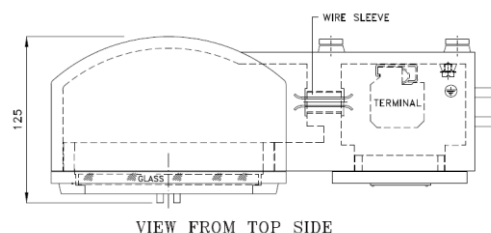
## TECHNICAL DATA:

PRODUCT	:	CAT. NO.- BH / 2C / 2009
ENCLOSURE	:	FLAME PROOF (Ex -d ), Gas Group IIA , IIB , IIC As per IS/IEC 60079-1 : 2014
PROTECTION	:	WEATHER PROOF IP – 66 AS PER IS/IEC 60529:2001 (Reaffirmed 2014)
AREA & TEMP. CLASS	:	Ex db IIC T6 Gb ( EX tb / tc IIIC T85 C Db/Dc ( ZONE 1 & 2 & Zone 21 & 22 )
CERTIFICATION	:	CIMFR, BIS, PESO
TEMP. CLASS	:	T 6
MATERIAL	:	DIE CAST ALUMINIUM ALLOY
FINISH	:	EPOXY POWDER COATED SHADE AS PER IS : 5
EARTHING	:	1 No INTERNAL & 2 No's EXTERNAL
HARDWARE	:	STAINLESS STEEL
GASKET	:	'O' RING ENDLESS GASKET NEOPRENE / SILICON
NAME PLATE	:	SS NAME PLATE CUM WARNING PLATE
GLASS	:	HEAT RESISTANT CLEAR TYPE – A TOUGHENED GLASS (FLAT)
ENTRIES	:	2 Nos M20 / ½ " NPT / EQUIVALENT
VOLTAGE	:	140 V – 270 V ( 240 V AC )
POWER FACTOR	:	≥ 0.95
INPUT FREQUENCY	:	50 Hz.
EFFICACY	:	≥ 100 LUMEN PER WATT
COLOUR ( CCT)	:	3000K / 5700K / 6500 K / OR AS SPECIFIED
CRI	:	≥ 80 RA
THD	:	≤ 10 % THD
SURFACE TEMP	:	MAX . 70°
SURGE PROTECTION	:	10 KV SPD
LED MAKE	:	CITIZEN / OSRAM / BRIDGELUX / EQUIVALENT
DRIVER MAKE	:	OSRAM / PHILIPS / FULHAM / EQUIVALENT – BIS APPROVED



### OPTIONS

SR.NO	PARTICULAR	OPTIONS
1.	MATERIAL OF CONSTRUCTION	STAINLESS STEEL
2.	VOLTAGE	220V DC / 110 V AC / 110 V DC / 24 V AC
3.	LED TYPE	COB / SMD
5.	GLAND & PLUG	BRASS / SS / ALUMINIUM
6.	COLOUR SHADE	631 , 632 , 355 , 7031 , 7032 etc..



### SELECTION CHART

SR.NO	WATTAGE	PART NO
1	20	BH / 2C / 2009 / 20
2	30	BH / 2C / 2009 / 30
3	45	BH / 2C / 2009 / 45
4	50	BH / 2C / 2009 / 50
5	60	BH / 2C / 2009 / 60

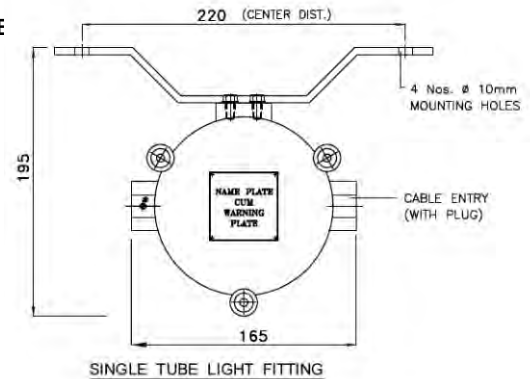


# DATA SHEET FOR FLP LED TUBE LIGHT FITTING

FLP-WP-TUBE LIGHT LED FITTING IIA & IIB

## TECHNICAL DATA:

- PRODUCT : CAT. NO.- FF/1272
- ENCLOSURE : FLAME PROOF (Ex –d ), Gas Group IIA , IIB ,  
As per IS/IEC 60079-1 : 2014
- PROTECTION : WEATHER PROOF IP – 66 AS PER IS/IEC 60529:2001  
(Reaffirmed 2014)
- AREA CLASSIFICATION : Ex db IIB T6 Gb ( EX tb / tc IIIC T85° C Db)  
ZONE 1 & 2 & Zone 21 & 22
- CERTIFICATION : CIMFR, BIS, PESO
- TEMPERATURE CLASS : T 6
- MATERIAL : DIE CAST ALUMINIUM ALLOY
- FINISH : EPOXY POWDER COATED SHADE AS PER IS : 5
- EARTHING : 1 No INTERNAL & 2 No's EXTERNAL
- HARDWARE : STAINLESS STEEL
- GASKET : 'O' RING ENDLESS GASKET NEOPRENE / SILICON
- NAME PLATE : SS NAME PLATE CUM WARNING PLATE
- GLASS : TUBULAR HEAT RESISTANT CLEAR GLASS
- ENTRIES : 2 Nos M20 / ½ " NPT / EQUIVALENT
- VOLTAGE : 140 V – 270 V ( 240 V AC )
- POWER FACTOR : ≥ 0.95
- INPUT FREQUENCY : 50 Hz.
- EFFICACY : ≥ 100 LUMEN PER WATT
- COLOUR ( CCT ) : 3000K / 5700K / 6500 K / OR AS SPECIFIE
- SURFACE TEMPERATURE : MAX . 70°
- WIRE GUARD : MS WHITE EPOXY POWDER COATED.
- LED MAKE : EVERLITE OR EQUIVALENT

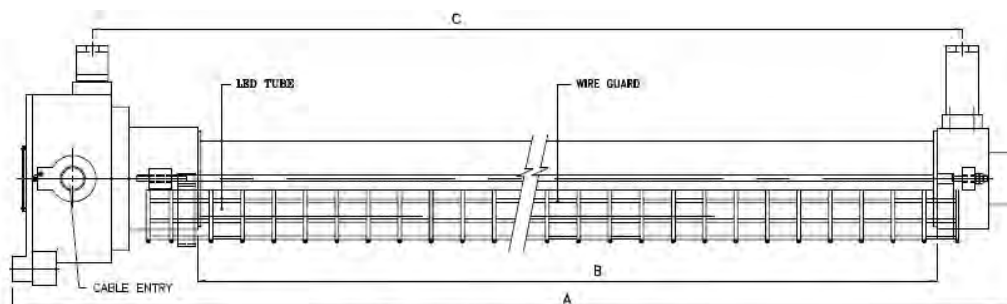


### OPTIONS

SR.NO	PARTICULAR	OPTIONS
1.	MATERIAL OF CONSTRUCTION	STAINLESS STEEL
2.	LED TYPE	TUBE ROD
3.	WIRE GUARD	SS
4.	GLAND & PLUG	BRASS / SS / ALUMINIUM
5.	COLOUR SHADE	631, 632, 355, 7031 , 7032 etc..

### SELECTION CHART

SR.NO	WATTAGE	SIZE	PART NO
1	1 X 20	4 FEET	FF/1272 / 1 / 20
2	2 X 20	4 FEET	FF/1272 / 2 / 20
3	1 X 40	4 FEET	FF/1272 / 1 / 40
4	2 X 40	4 FEET	FF/1272 / 2 / 40
5	1 X 10	2 FEET	FF/1272 / 1 / 10
6	2 X 10	2 FEET	FF/1272 / 2 / 10



FRONT VIEW OF TUBE LIGHT FITTING

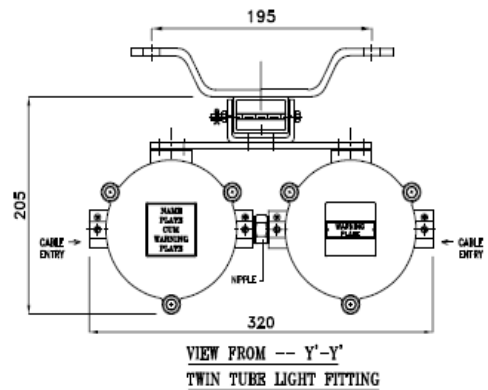


# DATA SHEET FOR FLP LED TUBE LIGHT FITTING

FLP-WP-TUBE LIGHT LED FITTING IIA & IIB

## TECHNICAL DATA:

- PRODUCT : CAT. NO.- SUDHIR / 1271
- ENCLOSURE : FLAME PROOF (Ex -d), Gas Group IIA , IIB  
As per IS/IEC 60079-1 : 2014
- PROTECTION : WEATHER PROOF IP – 66 AS PER IS/IEC 60529:2001  
(Reaffirmed 2014)
- AREA CLASSIFICATION : Ex db IIB T6 Gb ( EX tb IIIC T85 Db )  
(ZONE 1 & 2 & Zone 21 & 22 )
- CERTIFICATION : CIMFR, BIS, PESO
- TEMPERATURE CLASS : T 6
- MATERIAL : DIE CAST ALUMINIUM ALLOY
- FINISH : EPOXY POWDER COATED SHADE AS PER IS : 5
- EARTHING : 1 No INTERNAL & 2 No's EXTERNAL
- HARDWARE : STAINLESS STEEL
- GASKET : 'O' RING ENDLESS GASKET NEOPRENE / SILICON
- NAME PLATE : SS NAME PLATE CUM WARNING PLATE
- GLASS : TUBULAR HEAT RESISTANT CLEAR GLASS
- ENTRIES : 2 Nos M20 / ½ " NPT / EQUIVALENT
- VOLTAGE : 140 V – 270 V ( 240 V AC )
- POWER FACTOR : ≥ 0.95
- INPUT FREQUENCY : 50 Hz.
- EFFICACY : ≥ 100 LUMEN PER WATT
- COLOUR ( CCT ) : 3000K / 5700K / 6500 K / OR AS SPECIFIED
- SURFACE TEMP. : MAX . 70°
- WIRE GUARD : MS WHITE EPOXY POWDER COATED.
- LED MAKE : EVERLITE OR EQUIVALENT

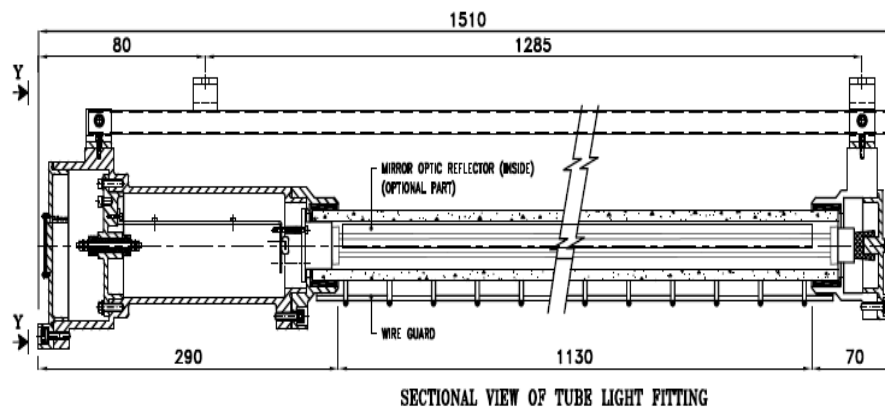


### OPTIONS

SR.NO	PARTICULAR	OPTIONS
1.	MATERIAL OF CONSTRUCTION	STAINLESS STEEL
2.	LED TYPE	TUBE ROD
3.	WIRE GUARD	SS
4.	GLAND & PLUG	BRASS / SS / ALUMINIUM
5.	COLOUR SHADE	631, 632, 355, 7031 , 7032 etc..

### SELECTION CHART

SR.NO	WATTAGE	SIZE	PART NO
1	1 X 20	4 FEET	SUDHIR /1271 / 1 / 20
2	2 X 20	4 FEET	SUDHIR /1271 / 2 / 20
3	1 X 40	4 FEET	SUDHIR /1271 / 1 / 40
4	2 X 40	4 FEET	SUDHIR /1271 / 2 / 40
5	1 X 10	2 FEET	SUDHIR /1271 / 1 / 10
6	2 X 10	2 FEET	SUDHIR /1271 / 2 / 10



SECTIONAL VIEW OF TUBE LIGHT FITTING

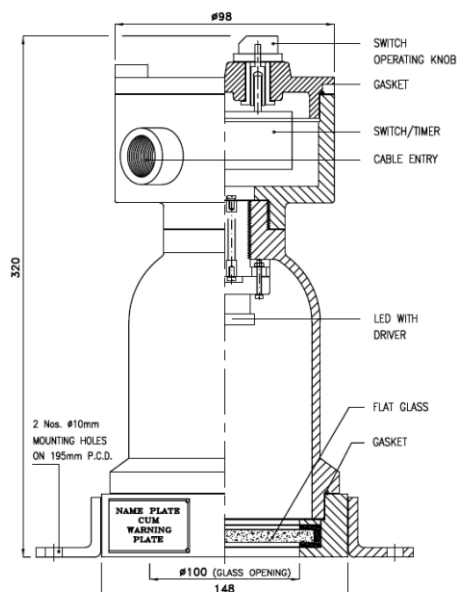


# DATA SHEET FOR FLP LED REACTOR VESSEL LAMP

FLP/WP REACTOR VESSEL LAMP GAS GROUP - IIA, IIB

## TECHNICAL DATA:

<b>PRODUCT</b>	: CAT. NO. - RVL/A /128
<b>ENCLOSURE</b>	: FLAME PROOF (Ex -d ), Gas Group IIA , IIB As per IS/IEC 60079-1 : 2014
<b>PROTECTION</b>	: WEATHER PROOF IP – 66 AS PER IS/IEC 60529:2001 (Reaffirmed 2014)
<b>AREA &amp; TEMP. CLASS</b>	: Ex db IIA & IIB T6 Gb ( EX tb / tc IIIC T85 C Db/Dc ( ZONE 1 & 2 & Zone 21 & 22 )
<b>CERTIFICATION</b>	: CIMFR, BIS, PESO
<b>TEMPERATURE CLASS</b>	: T 6
<b>MATERIAL</b>	: DIE CAST ALUMINIUM ALLOY
<b>FINISH</b>	: EPOXY POWDER COATED SHADE AS PER IS : 5
<b>EARTHING</b>	: 1 No INTERNAL & 2 No's EXTERNAL
<b>HARDWARE</b>	: STAINLESS STEEL
<b>GASKET</b>	: 'O' RING ENDLESS GASKET NEOPRENE / SILICON
<b>NAME PLATE</b>	: SS NAME PLATE CUM WARNING PLATE
<b>GLASS</b>	: HEAT RESISTANT CLEAR TYPE-A TOUGHENED GLASS
<b>ENTRIES</b>	: 2 Nos M20 / ½ " NPT / EQUIVALENT
<b>VOLTAGE</b>	: 140 V – 270 V ( 240 V AC )
<b>POWER FACTOR</b>	: ≥ 0.95
<b>INPUT FREQUENCY</b>	: 50 Hz.
<b>EFFICACY</b>	: ≥ 100 LUMEN PER WATT
<b>COLOUR ( CCT)</b>	: 3000K / 5700K / 6500 K / OR AS SPECIFIED
<b>CRI</b>	: ≥ 80 RA
<b>THD</b>	: ≤ 10 % THD
<b>SURFACE TEMP</b>	: MAX . 70°
<b>LED MAKE</b>	: CITIZEN / OSRAM / BRIDGELUX / EQUIVALENT
<b>DRIVER MAKE</b>	: FULHAM / EQUIVALENT – BIS APPROVED

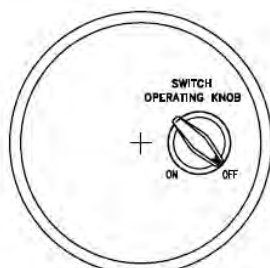


### OPTIONS

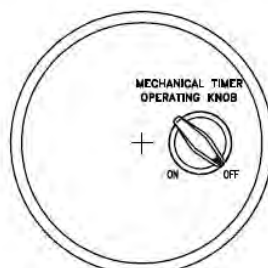
SR.NO	PARTICULAR	OPTIONS
1.	MATERIAL OF CONSTRUCTION	STAINLESS STEEL
2.	VOLTAGE	220V DC / 110 V AC / 110 V DC / 24 V AC
3.	LED TYPE	COB / SMD
5.	GLAND & PLUG	BRASS / SS / ALUMINIUM
6.	COLOUR SHADE	631 , 632 , 355 ,7031 , 7032 etc.
7.	OPERATION	A) PUSH BUTTON TYPE ELECTRONIC TIMER B) ON / OFF SWITCH C) WITH OUT SWITCH D) MECHANICAL TIMER

### SELECTION CHART

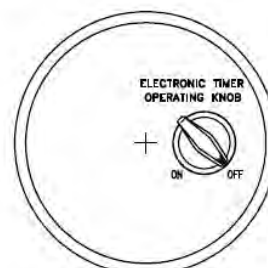
SR.NO	WATTAGE	PART NO
1	15	RVL / 128 / 15
2	20	RVL / 128 / 20



PLAN VIEW (with Switch)



PLAN VIEW (with Mechanical Timer)



PLAN VIEW (with Electronic Timer)

**DATA SHEET FOR FLP LED REACTOR VESSEL LAMP**

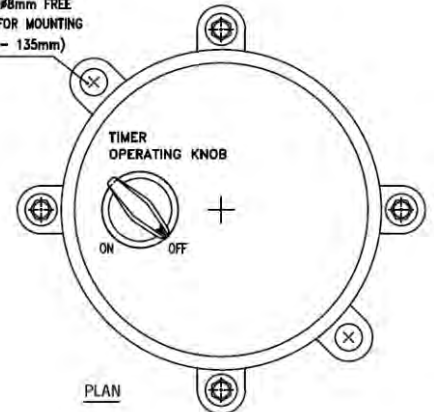
FLP/WP REACTOR VESSEL LAMP GAS GROUP IIC

**TECHNICAL DATA:**

PRODUCT	: CAT. NO.- RVL/2C/181
ENCLOSURE	: FLAME PROOF (Ex -d) , Gas Group IIA , IIB , IIC As per IS/IEC 60079-1 : 2014
PROTECTION	: WEATHER PROOF IP – 66 AS PER IS/IEC 60529:2001 (Reaffirmed 2014)
AREA CLASSIFICATION	: Ex db IIC T6 Gb ( EX tb / tc IIIC T85 C Db/Dc ( ZONE 1 & 2 & Zone 21 & 22 )
CERTIFICATION	: CIMFR, BIS, PESO
TEMPERATURE CLASS	: T 6
MATERIAL	: DIE CAST ALUMINIUM ALLOY
FINISH	: EPOXY POWDER COATED SHADE AS PER IS : 5
EARTHING	: 1 No INTERNAL & 2 No's EXTERNAL
HARDWARE	: STAINLESS STEEL
GASKET	: 'O' RING ENDLESS GASKET NEOPRENE / SILICON
NAME PLATE	: SS NAME PLATE CUM WARNING PLATE
GLASS	: HEAT RESISTANT CLEAR TYPE-A TOUGHENED GLASS
ENTRIES	: 2 Nos M20 / ½ " NPT / EQUIVALENT
VOLTAGE	: 140 V – 270 V ( 240 V AC )
POWER FACTOR	: ≥0.95
INPUT FREQUENCY	: 50 Hz.
EFFICACY	: ≥100 LUMEN PER WATT
COLOUR ( CCT)	: 3000K / 5700K / 6500 K / OR AS SPECIFIED
CRI	: ≥80 RA
THD	: ≤ 10 % THD
SURFACE TEMPERATURE	: MAX . 70°
LED MAKE	: CITIZEN / OSRAM / BRIDGELUX / EQUIVALENT
DRIVER MAKE	: FULHAM / EQUIVALENT – BIS APPROVED



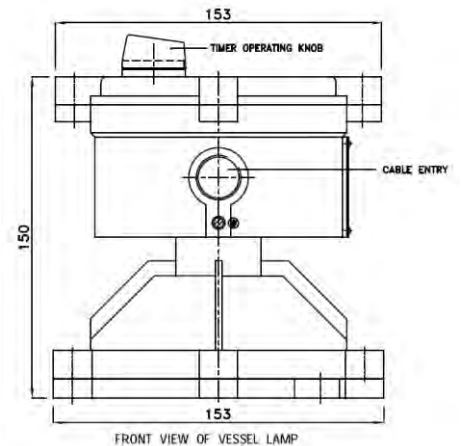
2 Nos. #8mm FREE  
HOLES FOR MOUNTING  
(P.C.D. - 135mm)

**OPTIONS**

SR.NO	PARTICULAR	OPTIONS
1.	MATERIAL OF CONSTRUCTION	STAINLESS STEEL
2.	VOLTAGE	220V DC / 110 V AC / 110 V DC / 24 V AC
3.	LED TYPE	COB / SMD
5.	GLAND & PLUG	BRASS / SS / ALUMINIUM
6.	COLOUR SHADE	631 , 632 , 355 , 7031 , 7032 etc.
7.	OPERATION	A) PUSH BUTTON TYPE ELECTRONIC TIMER B) ON / OFF SWITCH C) WITH OUT SWITCH D) MECHANICAL TIMER

**SELECTION CHART**

SR.NO	WATTAGE	PART NO
1	15	RVL / 2C / 181 / 15
2	20	RVL / 2C / 181 / 20

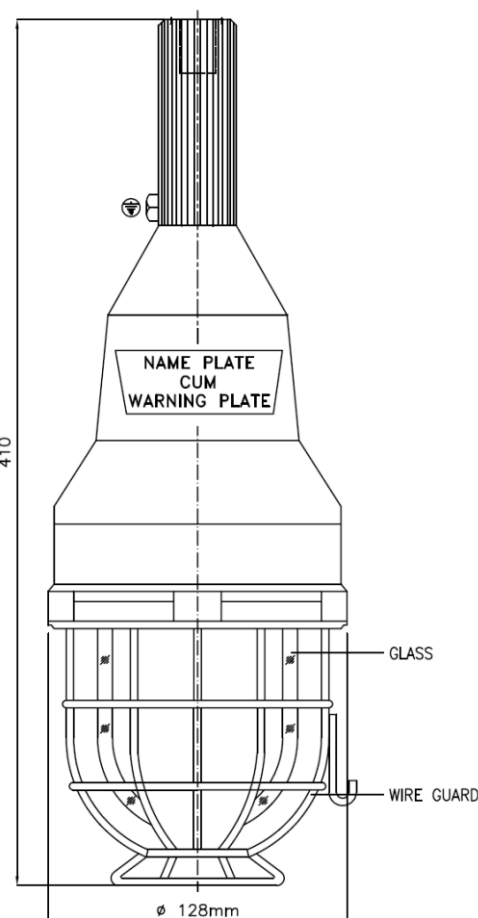


**DATA SHEET FOR FLP HAND LAMP**

HAND LAMP IIA &amp; IIB &amp; IIC UP TO 20 WATT LED

**TECHNICAL DATA:**

PRODUCT	: CAT.NO.- HL/2C/126
ENCLOSURE	: FLAME PROOF (Ex -d), Gas Group IIA, IIB, IIC As per IS/IEC 60079-1 : 2014
PROTECTION	: WEATHER PROOF IP – 66 AS PER IS/IEC 60529:2001 (Reaffirmed 2014)
AREA & TEMP. CLASS	: Ex db IIC T6 Gb ( EX tb / tc IIIC T85 C Db/Dc ( ZONE 1 & 2 & Zone 21 & 22 )
CERTIFICATION	: CIMFR, BIS, PESO
TEMPERATURE CLASS	: T 6
MATERIAL	: DIE CAST ALUMINIUM ALLOY
FINISH	: EPOXY POWDER COATED SHADE AS PER IS : 5
EARTHING	: 1 No INTERNAL & 2 No's EXTERNAL
HARDWARE	: STAINLESS STEEL
GASKET	: 'O' RING ENDLESS GASKET NEOPRENE / SILICON
NAME PLATE	: SS NAME PLATE CUM WARNING PLATE
GLASS	: HEAT RESISTANT CLEAR TYPE-A TOUGHENED GLASS(DOME)
ENTRIES	: 1 Nos M20 / ½ " NPT / EQUIVALENT
VOLTAGE	: 140 V – 270 V ( 240 V AC )
POWER FACTOR	: ≥ 0.95
INPUT FREQUENCY	: 50 Hz.
EFFICACY	: ≥ 100 LUMEN PER WATT
COLOUR ( CCT)	: 3000K / 5700K / 6500 K / OR AS SPECIFIED
CRI	: ≥ 80 RA
THD	: ≤ 10 % THD
SURFACE TEMP.	: MAX . 70°
WIRE GUARD	: M.S WHITE EPOXY POWDER COATED
LED MAKE	: CITIZEN / OSRAM / BRIDGELUX / EQUIVALENT
DRIVER MAKE	: FULHAM / EQUIVALENT – BIS APPROVED



FRONT VIEW OF HAND LAMP

**OPTIONS**

SR.NO	PARTICULAR	OPTIONS
1.	MATERIAL OF CONSTRUCTION	STAINLESS STEEL
2.	VOLTAGE	220V DC / 110 V AC / 110 V DC / 24 V AC
3.	LED TYPE	COB / SMD
5.	GLAND & PLUG	BRASS / SS / ALUMINIUM
6.	COLOUR SHADE	631, 632, 355, 7031, 7032 etc.

**SELECTION CHART**

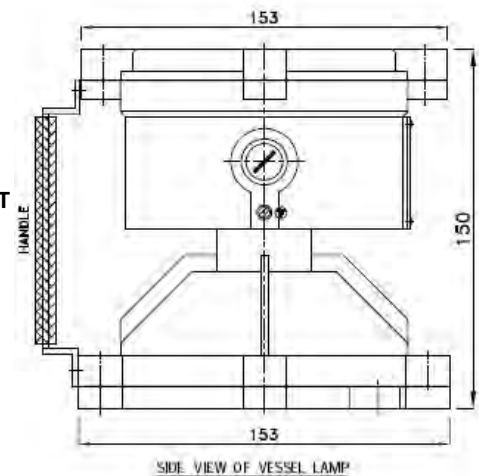
SR.NO	WATTAGE	PART NO
1	15	HL / 2C / 126 / 15
2	20	HL / 2C / 126 / 20

**DATA SHEET FOR FLP HAND LAMP**

HAND LAMP IIA &amp; IIB, IIC UP TO 20 WATT LED

**TECHNICAL DATA:**

PRODUCT	: CAT. NO.- RVL/2C/181
ENCLOSURE	: FLAME PROOF (Ex -d ), Gas Group IIA , IIB , IIC As per IS/IEC 60079-1 : 2014
PROTECTION	: WEATHER PROOF IP – 66 AS PER IS/IEC 60529:2001 (Reaffirmed 2014)
AREA & TEMP. CLASS	: Ex db IIC T6 Gb ( EX tb / tc IIC T85 C Db/Dc ( ZONE 1 & 2 & Zone 21 & 22 )
CERTIFICATION	: CIMFR, BIS, PESO
TEMPERATURE CLASS	: T 6
MATERIAL	: DIE CAST ALUMINIUM ALLOY
FINISH	: EPOXY POWDER COATED SHADE AS PER IS : 5
EARTHING	: 1 No INTERNAL & 2 No's EXTERNAL
HARDWARE	: STAINLESS STEEL
GASKET	: 'O' RING ENDLESS GASKET NEOPRENE / SILICON
NAME PLATE	: SS NAME PLATE CUM WARNING PLATE
GLASS	: HEAT RESISTANT CLEAR TYPE-A TOUGHENED GLASS (FLAT)
ENTRIES	: 2 Nos M20 / ½ " NPT / EQUIVALENT
VOLTAGE	: 140 V – 270 V ( 240 V AC )
POWER FACTOR	: ≥ 0.95
INPUT FREQUENCY	: 50 Hz.
EFFICACY	: ≥ 100 LUMEN PER WATT
COLOUR ( CCT)	: 3000K / 5700K / 6500 K / OR AS SPECIFIED
CRI	: ≥ 80 RA
THD	: ≤ 10 % THD
SURFACE TEMP.	: MAX . 70°
LED MAKE	: CITIZEN / OSRAM / BRIDGELUX / EQUIVALENT
DRIVER MAKE	: FULHAM / EQUIVALENT – BIS APPROVED

**OPTIONS**

SR.NO	PARTICULAR	OPTIONS
1.	MATERIAL OF CONSTRUCTION	STAINLESS STEEL
2.	VOLTAGE	220V DC / 110 V AC / 110 V DC / 24 V AC
3.	LED TYPE	COB / SMD
5.	GLAND & PLUG	BRASS / SS / ALUMINIUM
6.	COLOUR SHADE	631 , 632 , 355 , 7031 , 7032 etc.

**SELECTION CHART**

SR.NO	WATTAGE	PART NO
1	15	RVL/ 2C / 181 / 15
2	20	RVL/ 2C / 181 / 20



# DATA SHEET FOR FLP AVIATION LED LIGHT FITTING

FLP- WP LED AVIATION LAMP IIA , IIB , IIC

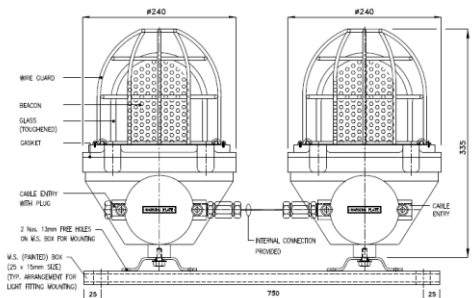
## TECHNICAL DATA:

<b>PRODUCT</b>	:	<b>CAT NO : WG / 1238</b>
<b>ENCLOSURE</b>	:	<b>FLAME PROOF (Ex -d ) , Gas Group IIA , IIB , IIC</b> <b>As per IS/IEC 60079-1 : 2014</b>
<b>PROTECTION</b>	:	<b>WEATHER PROOF IP – 66 AS PER IS/IEC 60529:2001</b> <b>(Reaffirmed 2014)</b>
<b>AREA CLASSIFICATION</b>	:	<b>Ex db IIC T6 Gb ( EX tb / tc IIIC T85 C Db/Dc</b> <b>( ZONE 1 &amp; 2 &amp; Zone 21 &amp; 22 )</b>
<b>TEMPERATURE CLASS</b>	:	<b>T 6</b>
<b>MATERIAL</b>	:	<b>DIE CAST ALUMINIUM ALLOY</b>
<b>FINISH</b>	:	<b>EPOXY POWDER COATED SHADE AS PER IS : 5</b>
<b>EARTHING</b>	:	<b>1 No INTERNAL &amp; 2 No's EXTERNAL</b>
<b>HARDWARE</b>	:	<b>STAINLESS STEEL</b>
<b>GASKET</b>	:	<b>'O' RING ENDLESS GASKET NEOPRENE / SILICON</b>
<b>NAME PLATE</b>	:	<b>SS NAME PLATE CUM WARNING PLATE</b>
<b>GLASS</b>	:	<b>HEAT RESISTANT CLEAR TYPE – A TOUGHENED</b> <b>GLASS (DOME)</b>
<b>HOLDER</b>	:	<b>ES HOLDER</b>
<b>ENTRIES</b>	:	<b>2 Nos M20 / ½ " NPT / EQUIVALENT</b>
<b>VOLTAGE</b>	:	<b>24V DC</b>
<b>INPUT FREQUENCY</b>	:	<b>50 Hz.</b>
<b>SURFACE TEMPERATURE</b>	:	<b>MAX . 70°</b>
<b>LED MAKE</b>	:	<b>CLUSTER TYPE ' SUDHIR ' OR EQUIVELANT</b>



### OPTIONS

SR.NO	PARTICULAR	OPTIONS
1.	MATERIAL OF CONSTRUCTION	STAINLESS STEEL
2.	VOLTAGE	230 V AC , 110 V DC/110 V AC
3.	COLOUR SHADE	631 , 632 , 355 , 7031 , 7032 etc..
4.	WIRE GUARD	MS WHITE EPOXY POWDER COATED / SS
5.	TYPE	SINGLE / DOUBLE
6.	COLOUR	RED , BLUE , GREEN , ORANGE ETC.



### SELECTION CHART

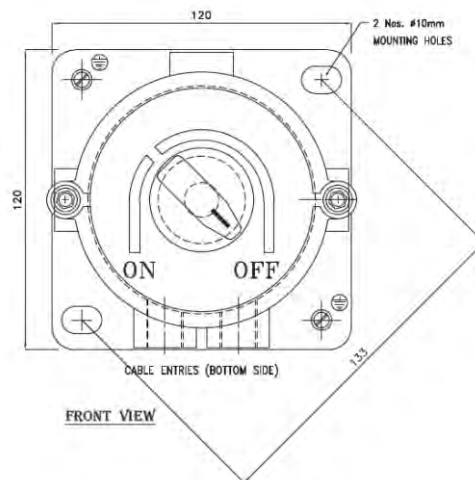
SR.NO	PARTICULAR	OPTIONS	TYPE	WATTAGE
1.	SINGLE	LOW INTENSITY	A) FLASHING B) ROTATING C) STEADY	6
2.		MEDIUM INTENSITY	A) FLASHING B) ROTATING C) STEADY	15
3.	DOUBLE	LOW INTENSITY	D) FLASHING E) ROTATING F) STEADY	6
4.		MEDIUM INTENSITY	D) FLASHING E) ROTATING F) STEADY	15



# DATA SHEET FOR FLP ROTARY SWITCH (DIRECT ENTRY)

## TECHNICAL DATA:

- PRODUCT : CAT NO.- RI/105
- ENCLOSURE : FLAME PROOF (Ex -d ), Gas Group IIA , IIB  
As per IS/IEC 60079-1 : 2014
- PROTECTION : WEATHER PROOF IP – 66 AS PER IS/IEC 60529:2001  
(Reaffirmed 2014)
- AREA & TEMP. CLASS : Ex db IIA,IIB T6 Gb ( EX tb / tc IIIC T85 C Db/Dc  
(ZONE 1 & 2 & Zone 21 & 22)
- CERTIFICATION : CIMFR, BIS, PESO
- TEMP CLASS : T6
- MATERIAL : DIE CAST ALUMINIUM ALLOY
- FINISH : EPOXY POWDER COATED SHADE AS PER IS : 5
- EARTHING : 1 No INTERNAL & 2 No's EXTERNAL
- HARDWARE : STAINLESS STEEL
- GASKET : 'O' RING ENDLESS GASKET NEOPRENE / SILICON
- NAME PLATE : SS NAME PLATE CUM WARNING PLATE
- ENTRIES : 2 NOS M20 / ½ " NPT / EQUIVALENT
- SWITCH : UP TO 32 AMP TPN

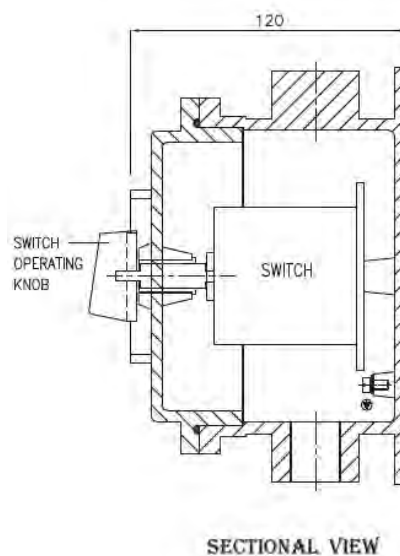


### OPTIONS

SR.NO	PARTICULAR	OPTIONS
1.	MATERIAL OF CONSTRUCTION	STAINLESS STEEL
2.	GLAND & PLUG	BRASS / SS / ALUMINIUM
3.	COLOUR SHADE	631, 632, 355, 7031, 7032 etc.
4.	CANOPY	M.S POWDER COATED / FRP / GI

### SELECTION CHART

SR.NO	SWITCH RATING	POLE	VOLTAGE
1.	16 AMP	DP	240 V AC
2.	16 AMP	TP	415 V AC
3.	16 AMP	TPN	415 V AC
4.	20 AMP	DP	240 V AC
5.	20 AMP	TP	415 V AC
6.	20 AMP	TPN	415 V AC
7.	25 AMP	DP	240 V AC
8.	25 AMP	TP	415 V AC
9.	25 AMP	TPN	415 V AC
10.	32 AMP	DP	240 V AC
11.	32 AMP	TP	415 V AC
12.	32 AMP	TPN	415 V AC





# DATA SHEET FOR FLP ROTARY SWITCH (DIRECT ENTRY)

## TECHNICAL DATA:

- PRODUCT : RI/2C/2025
- ENCLOSURE : FLAME PROOF (Ex -d ), Gas Group IIA , IIB, IIC  
As per IS/IEC 60079-1 : 2014
- PROTECTION : WEATHER PROOF IP – 66 AS PER IS/IEC 60529:2001  
(Reaffirmed 2014)
- AREA & TEMP . CLASS : Ex db IIC T6 Gb ( EX tb / tc IIC T85 C Db/Dc  
(ZONE 1 & 2 & Zone 21 & 22 )
- CERTIFICATION : CIMFR, BIS, PESO
- TEMP. CLASS : T6
- MATERIAL : DIE CAST ALUMINIUM ALLOY
- FINISH : EPOXY POWDER COATED SHADE AS PER IS : 5
- EARTHING : 1 No INTERNAL & 2 No's EXTERNAL
- HARDWARE : STAINLESS STEEL
- GASKET : 'O' RING ENDLESS GASKET NEOPRENE / SILICON
- NAME PLATE : SS NAME PLATE CUM WARNING PLATE
- ENTRIES : 2 NOS M20/ ½" NPT/ EQUIVALENT
- SWITCH : UP TO 32AMP TPN

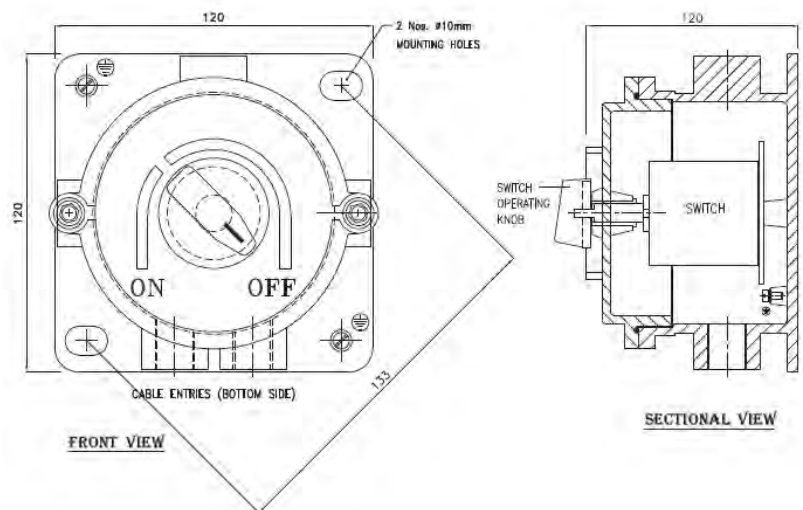


### OPTIONS

SR.NO	PARTICULAR	OPTIONS
1.	MATERIAL OF CONSTRUCTION	STAINLESS STEEL
2.	GLAND & PLUG	BRASS / SS / ALUMINIUM
3.	COLOUR SHADE	631, 632, 355, 7031, 7032 etc.
4.	CANOPY	M.S POWDER COATED / FRP / GI

### SELECTION CHART

SR.NO	SWITCH RATING	POLE	VOLTAGE
1.	16 AMP	DP	240 V AC
2.	16 AMP	TP	415 V AC
3.	16 AMP	TPN	415 V AC
4.	20 AMP	DP	240 V AC
5.	20 AMP	TP	415 V AC
6.	20 AMP	TPN	415 V AC
7.	25 AMP	DP	240 V AC
8.	25 AMP	TP	415 V AC
9.	25 AMP	TPN	415 V AC
10.	32 AMP	DP	240 V AC
11.	32 AMP	TP	415 V AC
12.	32 AMP	TPN	415 V AC





# DATA SHEET FOR FLP ROTARY SWITCH WITH TERMINATION CHAMBER

## TECHNICAL DATA:

- PRODUCT : RI/OA/1010
- ENCLOSURE : FLAME PROOF (Ex -d ), Gas Group IIA , IIB  
As per IS/IEC 60079-1 : 2014
- PROTECTION : WEATHER PROOF IP – 66 AS PER IS/IEC 60529:2001  
(Reaffirmed 2014)
- AREA & TEMP. CLASS : Ex db IIA,IIB T6 Gb ( EX tb / tc IIIC T85 C Db/Dc  
(ZONE 1 & 2 & Zone 21 & 22)
- CERTIFICATION : CIMFR, BIS, PESO
- TEMPERATURE CLASS : T6
- MATERIAL : DIE CAST ALUMINIUM ALLOY
- FINISH : EPOXY POWDER COATED SHADE AS PER IS : 5
- EARTHING : 1 No INTERNAL & 2 No's EXTERNAL
- HARDWARE : STAINLESS STEEL
- GASKET : 'O' RING ENDLESS GASKET NEOPRENE / SILICON
- NAME PLATE : SS NAME PLATE CUM WARNING PLATE
- ENTRIES : 2 NOS OF M20/ ½" NPT/ EQUIVALENT / UP TO M25
- SWITCH : UP TO 32 AMP
- TERMINALS : 4 NOS OF 2.5SQ.MM CLIP ON TYPE TERMINAL /  
UPTO 6 SQ MM

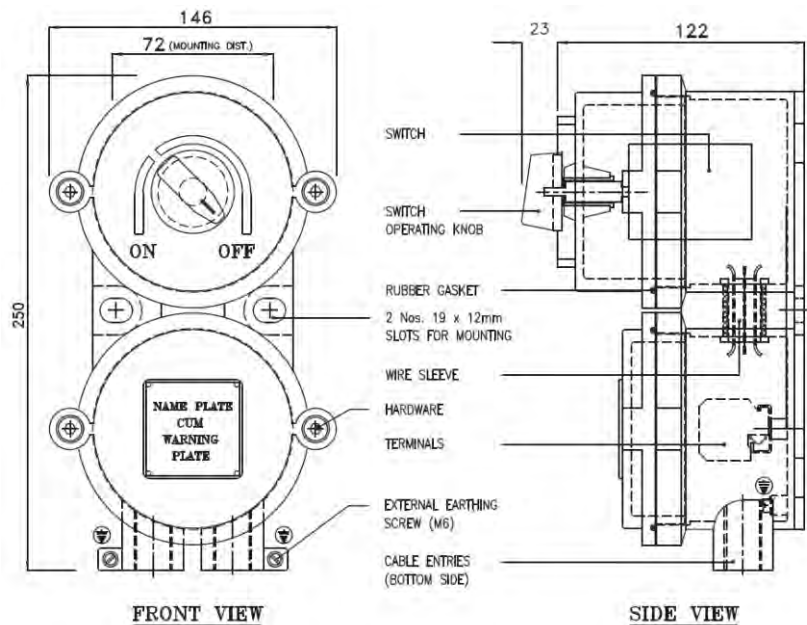


### OPTIONS

SR.NO	PARTICULAR	OPTIONS
1.	MATERIAL OF CONSTRUCTION	STAINLESS STEEL
2.	GLAND & PLUG	BRASS / SS / ALUMINIUM
3.	COLOUR SHADE	631, 632, 355, 7031, 7032 etc.
4.	CANOPY	M.S POWDER COATED / FRP / GI

### SELECTION CHART

SR.NO	SWITCH RATING	POLE	VOLTAGE
1.	16 AMP	DP	240 V AC
2.	16 AMP	TP	415 V AC
3.	16 AMP	TPN	415 V AC
4.	20 AMP	DP	240 V AC
5.	20 AMP	TP	415 V AC
6.	20 AMP	TPN	415 V AC
7.	25 AMP	DP	240 V AC
8.	25 AMP	TP	415 V AC
9.	25 AMP	TPN	415 V AC
10.	32 AMP	DP	240 V AC
11.	32 AMP	TP	415 V AC
12.	32 AMP	TPN	415 V AC





# DATA SHEET FOR FLP ROTARY SWITCH WITH TERMINATION CHAMBER

## TECHNICAL DATA:

- PRODUCT : RI/2C/2021
- ENCLOSURE : FLAME PROOF (Ex -d ), Gas Group IIA ,IIB, IIC  
As per IS/IEC 60079-1 : 2014
- PROTECTION : WEATHER PROOF IP – 66 AS PER IS/IEC 60529:2001  
(Reaffirmed 2014)
- AREA & TEMP. CLASS : Ex db IIC T6 Gb ( EX tb / tc IIIC T85 C Db/Dc  
(ZONE 1 & 2 & Zone 21 & 22 )
- CERTIFICATION : CIMFR, BIS, PESO
- TEMP CLASS : T6
- MATERIAL : DIE CAST ALUMINIUM ALLOY
- FINISH : EPOXY POWDER COATED SHADE AS PER IS : 5
- EARTHING : 1 No INTERNAL & 2 No's EXTERNAL
- HARDWARE : STAINLESS STEEL
- GASKET : 'O' RING ENDLESS GASKET NEOPRENE / SILICON
- NAME PLATE : SS NAME PLATE CUM WARNING PLATE
- ENTRIES : 2 NOS M20/ ½" NPT / EQUIVALENT / UP TO M25
- SWITCH : UP TO 32 AMP
- TERMINALS : 4 NOS OF 2.5SQ.MM CLIP ON TYPE TERMINAL /  
UPTO 6 SQ MM

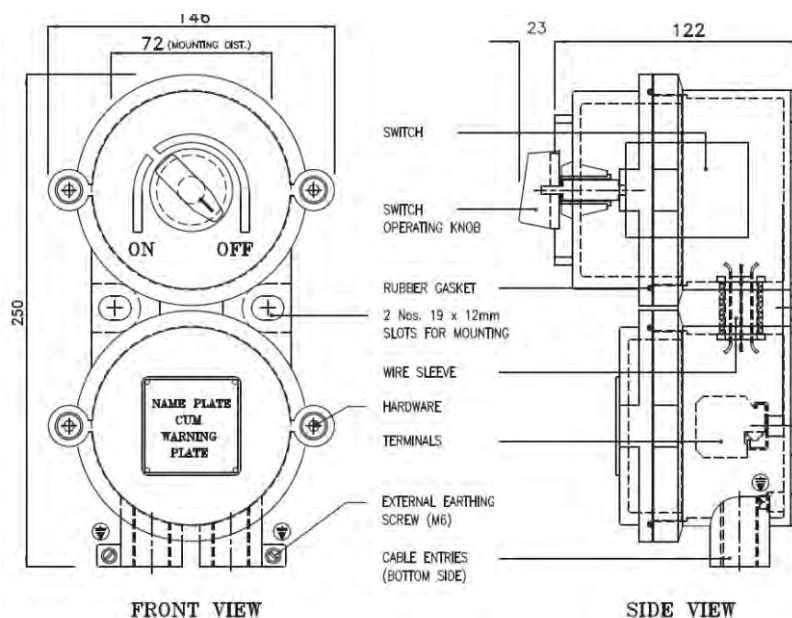


### OPTIONS

SR.NO	PARTICULAR	OPTIONS
1.	MATERIAL OF CONSTRUCTION	STAINLESS STEEL
2.	GLAND & PLUG	BRASS / SS / ALUMINIUM
3.	COLOUR SHADE	631, 632, 355, 7031, 7032 etc.
4.	CANOPY	M.S POWDER COATED / FRP / GI

### SELECTION CHART

SR.NO	SWITCH RATING	POLE	VOLTAGE
1.	16 AMP	DP	240 V AC
2.	16 AMP	TP	415 V AC
3.	16 AMP	TPN	415 V AC
4.	20 AMP	DP	240 V AC
5.	20 AMP	TP	415 V AC
6.	20 AMP	TPN	415 V AC
7.	25 AMP	DP	240 V AC
8.	25 AMP	TP	415 V AC
9.	25 AMP	TPN	415 V AC
10.	32 AMP	DP	240 V AC
11.	32 AMP	TP	415 V AC
12.	32 AMP	TPN	415 V AC

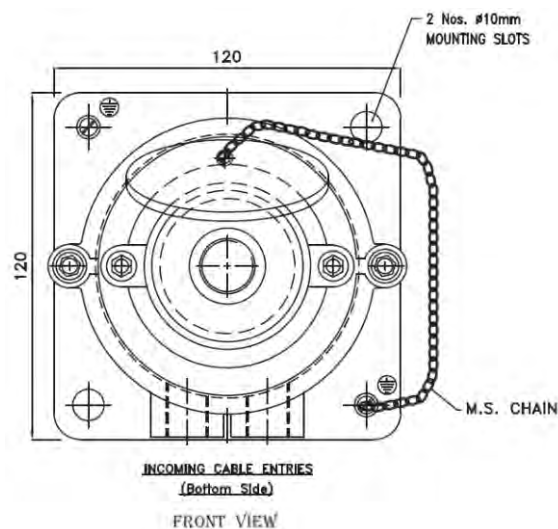




# DATA SHEET FOR FLP SWITCH SOCKET (DIRECT ENTRY)

## TECHNICAL DATA:

- PRODUCT : CAT.NO.- SS/105
- ENCLOSURE : FLAME PROOF (Ex -d ), Gas Group IIA , IIB  
As per IS/IEC 60079-1 : 2014
- PROTECTION : WEATHER PROOF IP – 66 AS PER IS/IEC 60529:2001  
(Reaffirmed 2014)
- AREA & TEMP. CLASS : Ex db IIA,IIB T6 Gb ( EX tb / tc IIIC T85 C Db/Dc  
( ZONE 1 & 2 & Zone 21 & 22 )
- CERTIFICATION : CIMFR, BIS, PESO
- TEMP CLASS : T6
- MATERIAL : DIE CAST ALUMINIUM ALLOY
- FINISH : EPOXY POWDER COATED SHADE AS PER IS : 5
- EARTHING : 1 No INTERNAL & 2 No's EXTERNAL
- HARDWARE : STAINLESS STEEL
- GASKET : 'O' RING ENDLESS GASKET NEOPRENE / SILICON
- NAME PLATE : SS NAME PLATE CUM WARNING PLATE
- ENTRIES : 2 NOS M20 / ½ " NPT AT BOTTOM & 1 NO.  
FROM PLUG TOP / EQUIVALENT
- SWITCH : UP TO 32 AMP TPN
- SOCKET : UP TO 32 AMP TPN
- PLUG TOP : UP TO 32 AMP TPN (4P+E)
- FLAP : RUBBER FLAP WILL BE PROVIDED FOR SOCKET
- INTERLOCK : INTERLOCKING ARRANGEMENT SUCH AS THE  
PLUG CAN NOT BE REMOVED  
WHEN THE SWITCH IS IN "ON" POSITION AND  
CAN BE WITHDRAW ONLY  
WHEN THE SWITCH IS IN "OFF" POSITION.

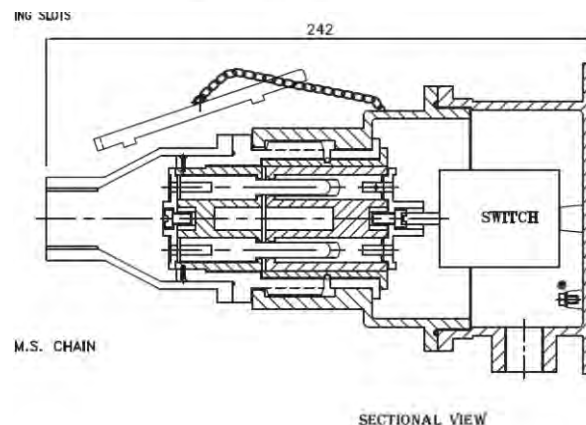


### OPTIONS

SR.NO	PARTICULAR	OPTIONS
1.	MATERIAL OF CONSTRUCTION	STAINLESS STEEL
2.	GLAND & PLUG	BRASS / SS / ALUMINIUM
3.	COLOUR SHADE	631, 632, 355, 7031, 7032 etc.
4.	CANOPIY	M.S POWDER COATED / FRP / GI
5.	TERMINAL	AS PER RATING OF SWITCH SOCKET

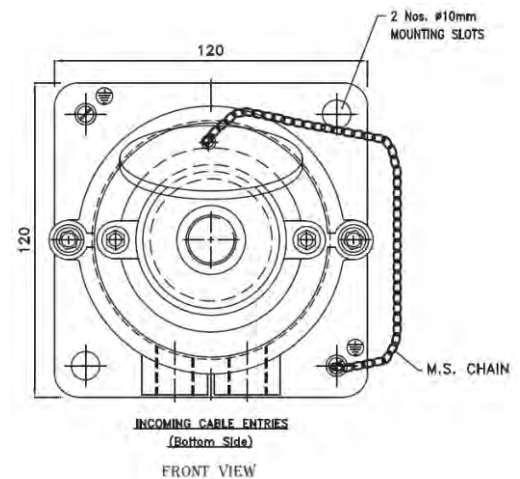
### SELECTION CHART

SR.NO	SWITCH RATING	POLE	VOLTAGE	PIN
1.	16 AMP	DP	240 V AC	2P + E
2.	16 AMP	TP	415 V AC	3P + E
3.	16 AMP	TPN	415 V AC	4P + E
4.	20 AMP	DP	240 V AC	2P + E
5.	20 AMP	TP	415 V AC	3P + E
6.	20 AMP	TPN	415 V AC	4P + E
7.	25 AMP	DP	240 V AC	2P + E
8.	25 AMP	TP	415 V AC	3P + E
9.	25 AMP	TPN	415 V AC	4P + E
10.	32 AMP	DP	240 V AC	2P + E
11.	32 AMP	TP	415 V AC	3P + E
12.	32 AMP	TPN	415 V AC	4P + E

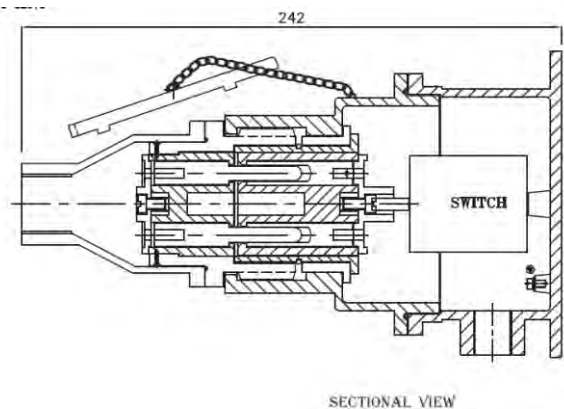


**DATA SHEET FOR FLP SWITCH SOCKET (DIRECT ENTRY)****TECHNICAL DATA:**

PRODUCT	: CAT.NO. SS/2C/2025
ENCLOSURE	: FLAME PROOF (Ex -d) , Gas Group IIA , IIB, IIC As per IS/IEC 60079-1 : 2014
PROTECTION	: WEATHER PROOF IP – 66 AS PER IS/IEC 60529:2001 (Reaffirmed 2014)
AREA & TEMP. CLASS	: Ex db IIC T6 Gb ( EX tb / tc IIIC T85 C Db/Dc (ZONE 1 & 2 & Zone 21 & 22 )
CERTIFICATION	: CIMFR, BIS, PESO
TEMPERATURE CLASS	: T6
MATERIAL	: DIE CAST ALUMINIUM ALLOY
FINISH	: EPOXY POWDER COATED SHADE AS PER IS : 5
EARTHING	: 1 No INTERNAL & 2 No's EXTERNAL
HARDWARE	: STAINLESS STEEL
GASKET	: 'O' RING ENDLESS GASKET NEOPRENE / SILICON
NAME PLATE	: SS NAME PLATE CUM WARNING PLATE
ENTRIES	: 2 NOS AT BOTTOM AND 1 NO AT PLUG TOP OF M20/ ½" NPT/ EQUIVALENT
SWITCH	: UP TO 32AMP TPN
SOCKET	: UP TO 32AMP TPN
PLUG TOP	: UP TO 32AMP TPN (4P + E)
FLAP	: RUBBER FLAP WILL BE PROVIDED FOR SOCKET
INTERLOCK	: INTERLOCKING ARRANGEMENT SUCH AS THE PLUG CAN NOT BE REMOVED WHEN THE SWITCH IS IN "ON" POSITION AND CAN BE WITHDRAW ONLY WHEN THE SWITCH IS IN "OFF" POSITION.

**OPTIONS**

SR.NO	PARTICULAR	OPTIONS
1.	MATERIAL OF CONSTRUCTION	STAINLESS STEEL
2.	GLAND & PLUG	BRASS / SS / ALUMINIUM
3.	COLOUR SHADE	631, 632, 355, 7031, 7032 etc.
4.	CANOPY	M.S POWDER COATED / FRP / GI

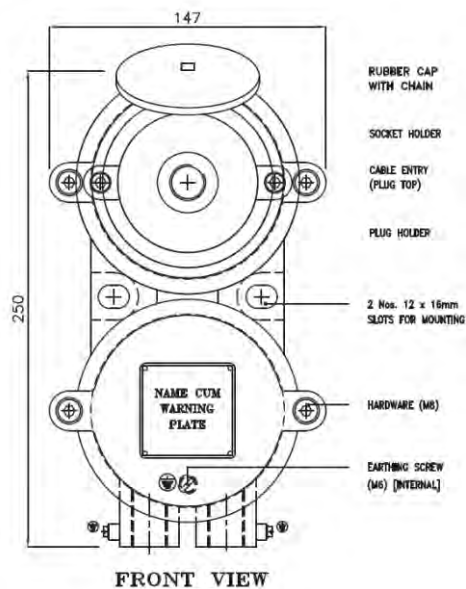




# DATA SHEET FOR FLP SWITCH SOCKET WITH TERMINATION CHAMBER

## TECHNICAL DATA:

- PRODUCT : CAT. NO.- SS/OA/1010
- ENCLOSURE : FLAME PROOF (Ex -d ), Gas Group IIA , IIB  
As per IS/IEC 60079-1 : 2014
- PROTECTION : WEATHER PROOF IP – 66 AS PER IS/IEC 60529:2001  
(Reaffirmed 2014)
- AREA & TEMP. CLASS : Ex db IIA,IIB T6 Gb ( EX tb / tc IIIC T85 C Db/Dc  
(ZONE 1 & 2 & Zone 21 & 22 )
- CERTIFICATION : CIMFR, BIS, PESO
- TEMPERATURE CLASS : T6
- MATERIAL : DIE CAST ALUMINIUM ALLOY
- FINISH : EPOXY POWDER COATED SHADE AS PER IS : 5
- EARTHING : 1 No INTERNAL & 2 No's EXTERNAL
- HARDWARE : STAINLESS STEEL
- GASKET : 'O' RING ENDLESS GASKET NEOPRENE / SILICON
- NAME PLATE : SS NAME PLATE CUM WARNING PLATE
- ENTRIES : 2 NOS AT BOTTOM AND 1 NO AT PLUG TOP OF  
M20/ ½” NPT/ EQUIVALENT / UP TO M25
- FLAP : RUBBER FLAP WILL BE PROVIDED FOR SOCKET
- TERMINALS : 4 NOS OF 2.5SQ.MM CLIP ON TYPE TERMINAL  
UPTO 6 SQ MM
- INTERLOCK : INTERLOCKING ARRANGEMENT SUCH AS  
THE PLUG CAN NOT BE REMOVED WHEN THE  
SWITCH IS IN “ON” POSITION AND CAN BE  
WITHDRAWN ONLY  
WHEN THE SWITCH IS IN “OFF” POSITION.

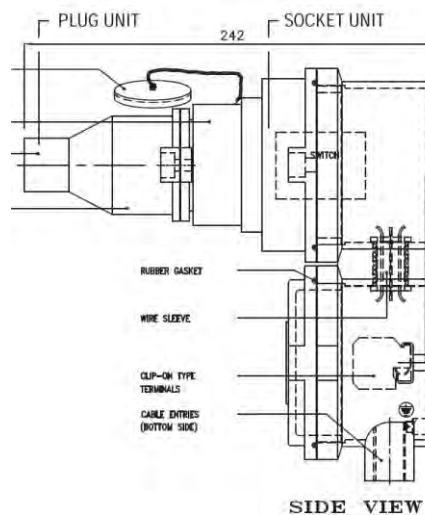


### OPTIONS

SR.NO	PARTICULAR	OPTIONS
1.	MATERIAL OF CONSTRUCTION	STAINLESS STEEL
2.	GLAND & PLUG	BRASS / SS / ALUMINIUM
3.	COLOUR SHADE	631, 632, 355, 7031, 7032 etc.
4.	CANOPY	M.S POWDER COATED / FRP / GI

### SELECTION CHART

SR.NO	SWITCH RATING	POLE	VOLTAGE	PIN
1.	16 AMP	DP	240 V AC	2P + E
2.	16 AMP	TP	415 V AC	3P + E
3.	16 AMP	TPN	415 V AC	4P + E
4.	20 AMP	DP	240 V AC	2P + E
5.	20 AMP	TP	415 V AC	3P + E
6.	20 AMP	TPN	415 V AC	4P + E
7.	25 AMP	DP	240 V AC	2P + E
8.	25 AMP	TP	415 V AC	3P + E
9.	25 AMP	TPN	415 V AC	4P + E
10.	32 AMP	DP	240 V AC	2P + E
11.	32 AMP	TP	415 V AC	3P + E
12.	32 AMP	TPN	415 V AC	4P + E

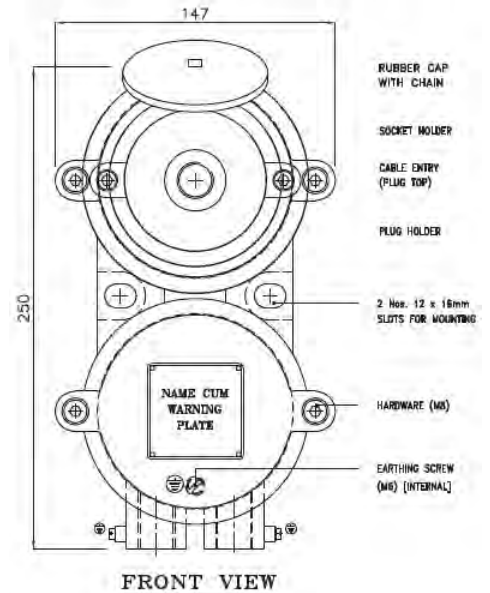




# DATA SHEET FOR FLP SWITCH SOCKET WITH TERMINATION CHAMBER

## TECHNICAL DATA:

- PRODUCT : CAT.NO.- SS/2C/2021
- ENCLOSURE : FLAME PROOF (Ex –d ), Gas Group IIA ,IIB, IIC  
As per IS/IEC 60079-1 : 2014
- PROTECTION : WEATHER PROOF IP – 66 AS PER IS/IEC 60529:2001  
(Reaffirmed 2014)
- AREA & TEMP. CLASS : Ex db IIC T6 Gb ( EX tb / tc IIIC T85 C Db/Dc  
(ZONE 1 & 2 & Zone 21 & 22 )
- CERTIFICATION : CIMFR, BIS, PESO
- TEMP CLASS : T6
- MATERIAL : DIE CAST ALUMINIUM ALLOY
- FINISH : EPOXY POWDER COATED SHADE AS PER IS : 5
- EARTHING : 1 No INTERNAL & 2 No's EXTERNAL
- HARDWARE : STAINLESS STEEL
- GASKET : 'O' RING ENDLESS GASKET NEOPRENE / SILICON
- NAME PLATE : SS NAME PLATE CUM WARNING PLATE
- ENTRIES : 2 NOS AT BOTTOM AND 1 NO AT PLUG TOP OF  
M20/ ½” NPT / EQUIVALENT / UP TO M25
- FLAP : RUBBER FLAP WILL BE PROVIDED FOR SOCKET
- TERMINALS : 4 NOS OF 2.5 SQ.MM CLIP ON TYPE TERMINAL /  
UPTO 6 SQ. MM.
- INTERLOCK : INTERLOCKING ARRANGEMENT SUCH AS THE PLUG  
CAN NOT BE REMOVED  
WHEN THE SWITCH IS IN “ON” POSITION AND  
CAN BE WITHDRAW ONLY  
WHEN THE SWITCH IS IN “OFF” POSITION.

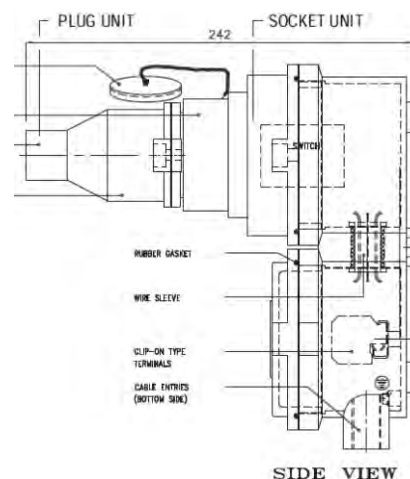


### OPTIONS

SR.NO	PARTICULAR	OPTIONS
1.	MATERIAL OF CONSTRUCTION	STAINLESS STEEL
2.	GLAND & PLUG	BRASS / SS / ALUMINIUM
3.	COLOUR SHADE	631, 632, 355, 7031, 7032 etc.
4.	CANOPY	M.S POWDER COATED / FRP / GI

### SELECTION CHART

SR.NO	SWITCH RATING	POLE	VOLTAGE	PIN
1.	16 AMP	DP	240 V AC	2P + E
2.	16 AMP	TP	415 V AC	3P + E
3.	16 AMP	TPN	415 V AC	4P + E
4.	20 AMP	DP	240 V AC	2P + E
5.	20 AMP	TP	415 V AC	3P + E
6.	20 AMP	TPN	415 V AC	4P + E
7.	25 AMP	DP	240 V AC	2P + E
8.	25 AMP	TP	415 V AC	3P + E
9.	25 AMP	TPN	415 V AC	4P + E
10.	32 AMP	DP	240 V AC	2P + E
11.	32 AMP	TP	415 V AC	3P + E
12.	32 AMP	TPN	415 V AC	4P + E

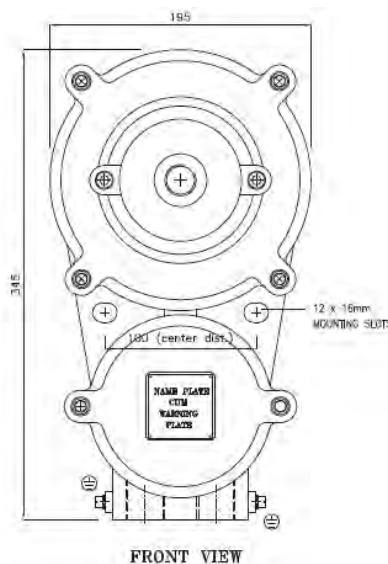




# DATA SHEET FOR FLP SWITCH SOCKET WITH TRANSFORMER

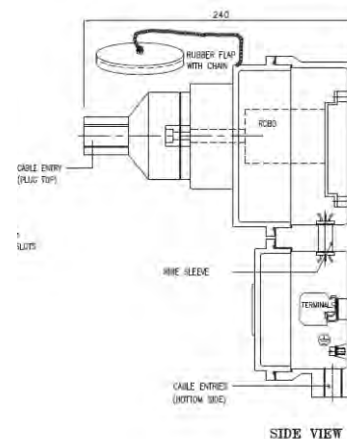
## TECHNICAL DATA:

- PRODUCT : SS/OA/174
- ENCLOSURE : FLAME PROOF (Ex -d ), Gas Group IIA , IIB  
As per IS/IEC 60079-1 : 2014
- PROTECTION : WEATHER PROOF IP – 66 AS PER IS/IEC 60529:2001  
(Reaffirmed 2014)
- AREA & TEMP. CLASS : Ex db IIA,IIB T6 Gb ( EX tb / tc IIIC T85 C Db/Dc  
(ZONE 1 & 2 & Zone 21 & 22 )
- CERTIFICATION : CIMFR, BIS, PESO
- TEMP CLASS : T 6
- MATERIAL : DIE CAST ALUMINIUM ALLOY
- FINISH : EPOXY POWDER COATED SHADE AS PER IS : 5
- EARTHING : 1 No INTERNAL & 2 No's EXTERNAL
- HARDWARE : STAINLESS STEEL
- GASKET : 'O' RING ENDLESS GASKET NEOPRENE / SILICON
- NAME PLATE : SS NAME PLATE CUM WARNING PLATE
- ENTRIES : 2 Nos AT BOTTOM AND 1 NO AT PLUG TOP OF  
M20 / ½ " NPT / EQUIVALENT/UP TO M25
- SWITCH : UP TO 16AMP DP
- SOCKET : UP TO 16AMP DP
- PLUG TOP : UP TO 16AMP DP (2P + E)
- TRANSFORMER : 100VA 230/24V AC



### OPTIONS

SR. NO	PARTICULAR	OPTIONS
1.	MATERIAL OF CONSTRUCTION	STAINLESS STEEL
2.	GLAND & PLUG	BRASS / SS / ALUMINIUM
3.	COLOUR SHADE	631, 632, 355, 7031, 7032 etc.
4.	CANOPY	M.S POWDER COATED / FRP / GI



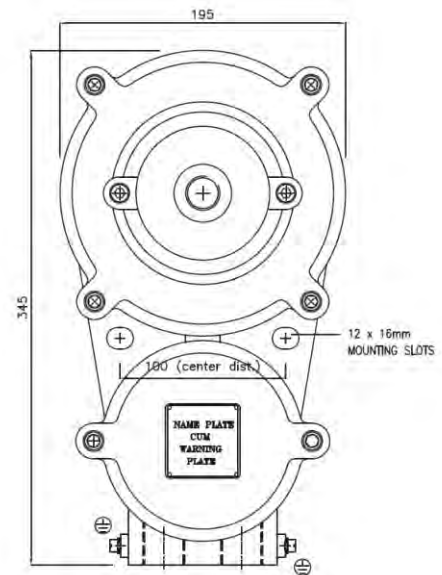
NOTE:- SWITCH SOCKET CAN BE PROVIDED WITH ELCB / RCBO / MCB COMBINATION AS PER CUSTOMER REQUIREMENT



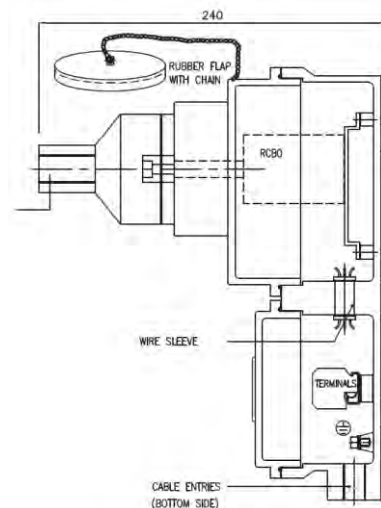
# DATA SHEET FOR FLP SWITCH SOCKET WITH TRANSFORMER

## TECHNICAL DATA:

- PRODUCT : SS/2C/2015
- ENCLOSURE : FLAME PROOF (Ex -d ), Gas Group IIA , IIB, IIC  
As per IS/IEC 60079-1 : 2014
- PROTECTION : WEATHER PROOF IP – 66 AS PER IS/IEC 60529:2001  
(Reaffirmed 2014)
- AREA & TEMP. CLASS : Ex db IIC T6 Gb ( EX tb / tc IIIC T85 C Db/Dc  
(ZONE 1 & 2 & Zone 21 & 22 )
- CERTIFICATION : CIMFR, BIS, PESO
- TEMP CLASS : T6
- MATERIAL : DIE CAST ALUMINIUM ALLOY
- FINISH : EPOXY POWDER COATED SHADE AS PER IS : 5
- EARTHING : 1 No INTERNAL & 2 No's EXTERNAL
- HARDWARE : STAINLESS STEEL
- GASKET : 'O' RING ENDLESS GASKET NEOPRENE / SILICON
- NAME PLATE : SS NAME PLATE CUM WARNING PLATE
- ENTRIES : 2 Nos AT BOTTOM AND 1 NO AT PLUG TOP OF  
M20 / ½ " NPT / EQUIVALENT/UP TO M25
- SWITCH : UP TO 16AMP DP
- SOCKET : UP TO 16AMP DP
- PLUG TOP : UP TO 16AMP DP (2P + E)
- TRANSFORMER : 100VA 230/24V AC



FRONT VIEW



SIDE VIEW

### OPTIONS

SR. NO	PARTICULAR	OPTIONS
1.	MATERIAL OF CONSTRUCTION	STAINLESS STEEL
2.	GLAND & PLUG	BRASS / SS / ALUMINIUM
3.	COLOUR SHADE	631, 632, 355, 7031, 7032 etc.
4.	CANOPY	M.S POWDER COATED / FRP /GI

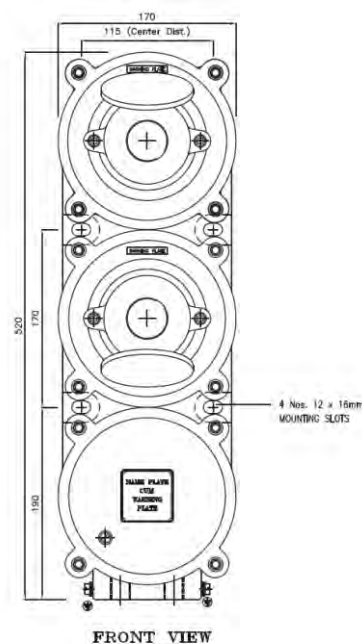
**NOTE:- SWITCH SOCKET CAN BE PROVIDED WITH ELCB / RCBO / MCB COMBINATION AS PER CUSTOMER REQUIREMENT**



DATA SHEET FOR FLP SWITCH SOCKET SINGLE / TWIN WITH TERMINAL CHAMBER.

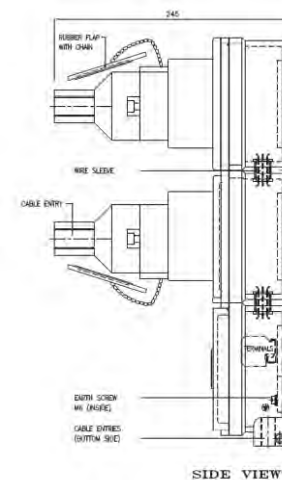
TECHNICAL DATA:

- PRODUCT : CAT.NO. SS/187
- ENCLOSURE : FLAME PROOF (Ex -d ), Gas Group IIA , IIB  
As per IS/IEC 60079-1 : 2014
- PROTECTION : WEATHER PROOF IP – 66 AS PER IS/IEC 60529:2001  
(Reaffirmed 2014)
- AREA CLASS : Ex db IIA,IIB T6 Gb ( EX tb / tc IIIC T85 C Db/Dc  
(ZONE 1 & 2 & Zone 21 & 22 )
- CERTIFICATION : CIMFR, BIS, PESO
- TEMP CLASS : T 6
- MATERIAL : DIE CAST ALUMINIUM ALLOY
- FINISH : EPOXY POWDER COATED SHADE AS PER IS : 5
- EARTHING : 1 No INTERNAL & 2 No's EXTERNAL
- HARDWARE : STAINLESS STEEL
- GASKET : 'O' RING ENDLESS GASKET NEOPRENE / SILICON
- NAME PLATE : SS NAME PLATE CUM WARNING PLATE
- ENTRIES : 2 NOS AT BOTTOM M25/ 3/4" NPT/ 1" ET AND 2 NOS  
PLUG TOP M20/ 1/2" NPT/ 3/4" ET/EQUIVALENT
- SWITCH : UP TO 32 AMP
- SOCKET : UP TO 32 AMP
- PLUG TOP : UP TO 32 AMP (4P+E)
- FLAP : RUBBER FLAP WILL BE PROVIDED FOR SOCKET
- TERMINALS : 10 NOS OF 2.5/10 SQ.MM CLIP ON TYPE TERMINAL
- INTERLOCK : INTERLOCKING ARRANGEMENT SUCH AS THE  
PLUG CAN NOT BE REMOVED  
WHEN THE SWITCH IS IN "ON" POSITION AND  
CAN BE WITHDRAW ONLY  
WHEN THE SWITCH IS IN "OFF" POSITION.



OPTIONS

SR.NO	PARTICULAR	OPTIONS
1.	MATERIAL OF CONSTRUCTION	STAINLESS STEEL
2.	GLAND & PLUG	BRASS / SS / ALUMINIUM
3.	COLOUR SHADE	631, 632, 355, 7031, 7032 etc.
4.	CANOPY	M.S POWDER COATED / FRP/ GI



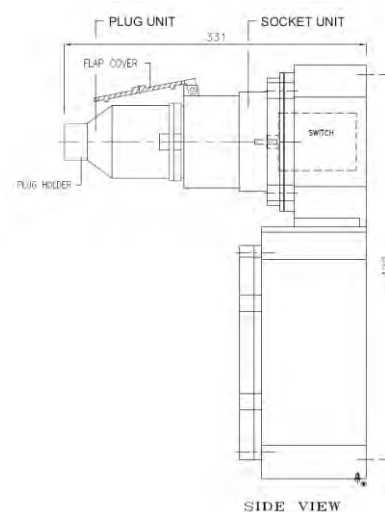
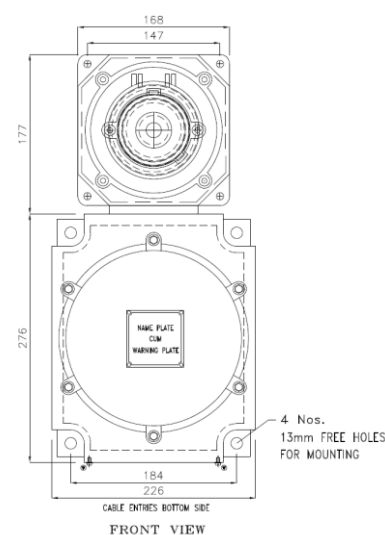
NOTE:- SWITCH SOCKET CAN BE PROVIDED WITH ELCB / RCBO / MCB COMBINATION AS PER CUSTOMER REQUIREMENT



# DATA SHEET FOR FLP SWITCH SOCKET (63 A TPN)

## TECHNICAL DATA:

PRODUCT	: CAT. NO.- SS/214
ENCLOSURE	: FLAME PROOF (Ex -d ), Gas Group IIA , IIB As per IS/IEC 60079-1 : 2014
PROTECTION	: WEATHER PROOF IP – 66 AS PER IS/IEC 60529:2001 (Reaffirmed 2014)
AREA CLASSIFICATION	: Ex db IIA,IIB T6 Gb ( EX tb / tc IIIC T85 C Db/Dc (ZONE 1 & 2 & Zone 21 & 22 )
CERTIFICATION	: CIMFR, BIS, PESO
TEMPERATURE CLASS	: T6
RATING	: 63 AMP 4P+E
VOLTAGE	: 415 V AC
MATERIAL	: DIE CAST ALUMINIUM ALLOY
FINISH	: EPOXY POWDER COATED SHADE AS PER IS: 5
EARTHING	: 1 No INTERNAL & 2 No's EXTERNAL
HARDWARE	: STAINLESS STEEL
GASKET	: 'O' RING ENDLESS GASKET NEOPRENE / SILICON
NAME PLATE	: SS NAME PLATE CUM WARNING PLATE
ENTRIES	: 2 NOS AT M40 BOTTOM AND 1 NO AT PLUG TOP M32/1 ¼ " NPT / EQUIVALENT
SWITCH	: 63 AMP 4P 415V
SOCKET	: 63 AMP (4P + E)
PLUG TOP	: 63 AMP (4P + E)
COMBINATION	: SWITCH SOCKET WITH MCB PLUG & SOCKET 63 AMP SWITCH SOCKET WITH ELCB 63 AMP 4P, SWITCH SOCKET WITH MCCB 63 AMP 4P, SWITCH SOCKET WITH RCBO 63AMP,
FLAP	: RUBBER FLAP WILL BE PROVIDED FOR SOCKET
TERMINAL	: 4 NOS OF UPTO 50 SQ.MM BUSBAR TYPE TERMINAL
INTERLOCK	: INTERLOCKING ARRANGEMENT SUCH AS THE PLUG CAN NOT BE REMOVED WHEN THE SWITCH IS IN "ON" POSITION AND CAN BE WITHDRAW ONLY WHEN THE SWITCH IS IN "OFF" POSITION.



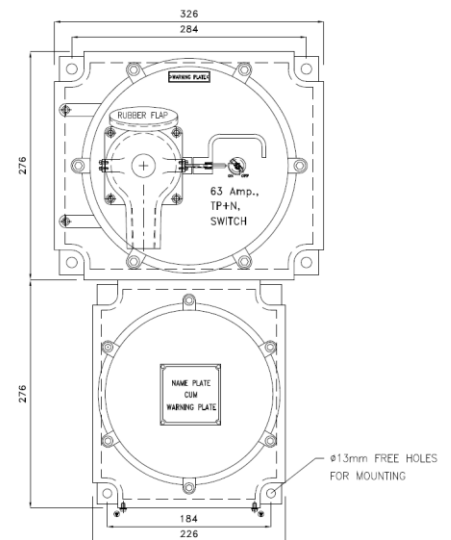
## OPTIONS

SR.NO	PARTICULAR	OPTIONS
1.	MATERIAL OF CONSTRUCTION	STAINLESS STEEL
2.	GLAND & PLUG	BRASS / SS / ALUMINIUM
3.	COLOUR SHADE	631, 632, 355, 7031, 7032 etc.
4.	CANOPY	M.S POWDER COATED / FRP

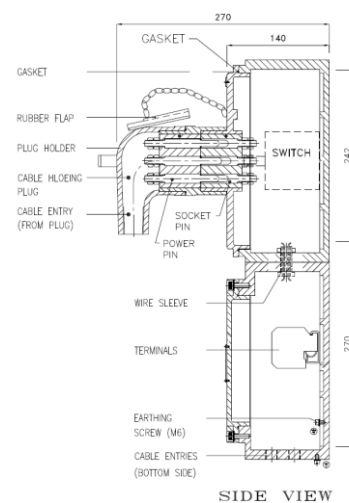
**NOTE:- SWITCH SOCKET CAN BE PROVIDED WITH ELCB / RCBO / MCCB COMBINATION AS PER CUSTOMER REQUIREMENT**

**DATA SHEET FOR FLP SWITCH SOCKET (UP TO 250 A)****TECHNICAL DATA:**

<b>PRODUCT</b>	: CAT. NO. RCP/2C/2022
<b>ENCLOSURE</b>	: FLAME PROOF (Ex -d ), Gas Group IIA , IIB , IIC As per IS/IEC 60079-1 : 2014
<b>PROTECTION</b>	: WEATHER PROOF IP – 66 AS PER IS/IEC 60529:2001 (Reaffirmed 2014)
<b>AREA CLASS</b>	: Ex db IIC T6 Gb ( EX tb / tc IIIC T85 C Db/Dc (ZONE 1 & 2 & Zone 21 & 22 )
<b>CERTIFICATION</b>	: CIMFR, BIS, PESO
<b>TEMP CLASS</b>	: T 6
<b>MATERIAL</b>	: DIE CAST ALUMINIUM ALLOY
<b>FINISH</b>	: EPOXY POWDER COATED SHADE AS PER IS : 5
<b>EARTHING</b>	: 1 No INTERNAL & 2 No's EXTERNAL
<b>HARDWARE</b>	: STAINLESS STEEL
<b>GASKET</b>	: 'O' RING ENDLESS GASKET NEOPRENE / SILICON
<b>NAME PLATE</b>	: SS NAME PLATE CUM WARNING PLATE
<b>SWITCH</b>	: UP TO 250 AMP
<b>SOCKET</b>	: UP TO 250 AMP
<b>PLUG TOP</b>	: UP TO 250 AMP (4P + E)
<b>INTERLOCK</b>	: INTERLOCKING ARRANGEMENT SUCH AS THE PLUG CAN NOT BE REMOVED WHEN THE SWITCH IS IN "ON" POSITION AND CAN BE WITHDRAW ONLY WHEN THE SWITCH IS IN "OFF" POSITION



FRONT VIEW



SIDE VIEW

**OPTIONS**

SR. NO	PARTICULAR	OPTIONS
1.	MATERIAL OF CONSTRUCTION	STAINLESS STEEL
2.	GLAND & PLUG	BRASS / SS / ALUMINIUM
3.	COLOUR SHADE	631, 632, 355, 7031, 7032 etc.
4.	ENTRIES / TERMINAL	AS PER RATING OF SOCKET
5.	CANOPY	M.S POWDER COATED / FRP / GI

**SELECTION CHART**

SR. NO	AMP	PIN	VOLTAGE	ENTRY		
				BOTTOM	PLUG TOP	TERMINAL
1.	63 AMP	4P + E	415 V AC	2 X M40 / 1 1/4" NPT / 1 1/2" ET	1 X M32	50 SQ.MM
2.	100 AMP	4P + E	415 V AC	2 X M40 / 1 1/4" NPT / 1 1/2" ET	1 X M32	70 SQ.MM
3.	125 AMP	4P + E	415 V AC	2 X M40 / 1 1/4" NPT / 1 1/2" ET	1 X M32	70 SQ.MM
4.	200 AMP	4P + E	415 V AC	2 X M50 / 1 1/4" NPT / 2" ET	1 X M40	90 SQ.MM
5.	250 AMP	4P + E	415 V AC	2 X M63 / 2" NPT / 2 1/2" ET	1 X M40	150-180 SQ.MM

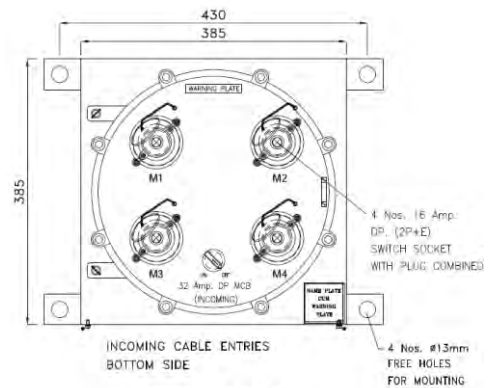
**NOTE:- SWITCH SOCKET CAN BE PROVIDED WITH ELCB / RCBO / MCCB COMBINATION AS PER CUSTOMER REQUIREMENT**



# DATA SHEET FOR FLP MULTIPLE SWITCH SOCKET

## TECHNICAL DATA:

- PRODUCT : CAT. NO. RCP/2C/2022
- ENCLOSURE : FLAME PROOF (Ex -d ), Gas Group IIA , IIB , IIC  
As per IS/IEC 60079-1 : 2014
- PROTECTION : WEATHER PROOF IP – 66 AS PER IS/IEC 60529:2001  
(Reaffirmed 2014)
- AREA CLASS : Ex db IIC T6 Gb ( EX tb / tc IIC T85 C Db/Dc  
( ZONE 1 & 2 & Zone 21 & 22 )
- CERTIFICATION : CIMFR, BIS, PESO
- TEMP CLASS : T 6
- MATERIAL : DIE CAST ALUMINIUM ALLOY
- FINISH : EPOXY POWDER COATED SHADE AS PER IS : 5
- EARTHING : 1 No INTERNAL & 2 No's EXTERNAL
- HARDWARE : STAINLESS STEEL
- GASKET : 'O' RING ENDLESS GASKET NEOPRENE / SILICON
- NAME PLATE : SS NAME PLATE CUM WARNING PLATE
- SWITCH : UP TO 32 AMP
- SOCKET : UP TO 32 AMP
- PLUG TOP : UP TO 32 AMP (4P + E)
- INTERLOCK : INTERLOCKING ARRANGEMENT SUCH AS  
THE PLUG CAN NOT BE REMOVED  
WHEN THE SWITCH IS IN "ON" POSITION AND  
CAN BE WITHDRAW ONLY  
WHEN THE SWITCH IS IN "OFF" POSITION



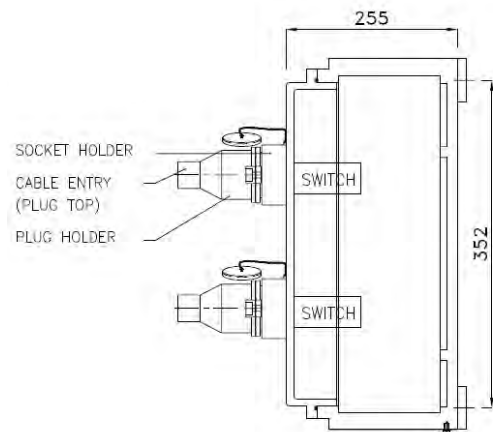
FRONT VIEW

### OPTIONS

SR.NO	PARTICULAR	OPTIONS
1.	MATERIAL OF CONSTRUCTION	STAINLESS STEEL
2.	GLAND & PLUG	BRASS / SS / ALUMINIUM
3.	COLOUR SHADE	631, 632, 355, 7031, 7032 etc.
4.	VOLTAGE	230 V AC / 415 V
5.	TRANSFORMER	WITH TRANSFORMER
6.	ENTRIES / TERMINAL	AS PER RATING OF SOCKET
7.	CANOPY	M.S POWDER COATED / FRP /GI

### SELECTION CHART

SR.NO	SWITCH SOCKET COBINATION
1	4 NOS UP TO 32 A DP 2 P + E
2	6 NOS UP TO 32 A TPN 4 P + E
3	8 NOS UP TO 32 A TPN 4 P + E
4	10 NOS UP TO 32 A TPN 4 P + E
5	12 NOS UP TO 32 A TPN 4 P + E



SIDE VIEW

NOTE:- SWITCH SOCKET CAN BE PROVIDED WITH ELCB, RCBO & MCB COMBINATION AS WELL

**DATA SHEET FOR FLP SWITCH FUSE UNIT****TECHNICAL DATA:**

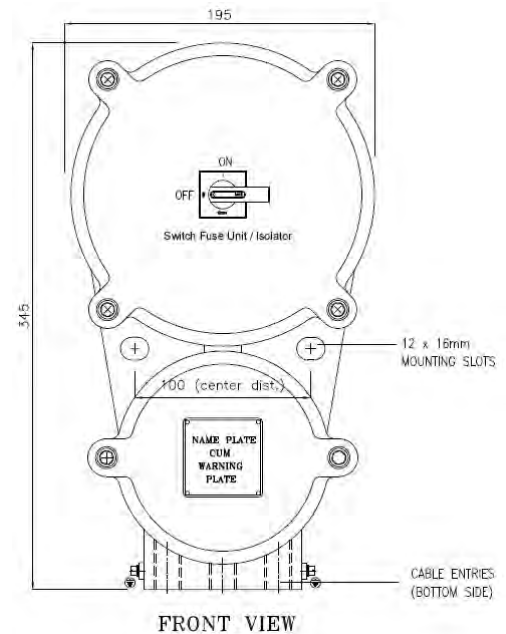
PRODUCT	: CAT NO.: RCP /2015
ENCLOSURE	: FLAME PROOF (Ex -d ), Gas Group IIA , IIB , IIC As per IS/IEC 60079-1 : 2014
PROTECTION	: WEATHER PROOF IP – 66 AS PER IS/IEC 60529:2001 (Reaffirmed 2014)
AREA & TEMP. CLASS	: Ex db IIC T6 Gb ( EX tb/tc IIIC T85 C Db/Dc (ZONE 1 & 2 & Zone 21 & 22 )
CERTIFICATION	: CIMFR, BIS, PESO
TEMP CLASS	: T6
MATERIAL	: DIE CAST ALUMINIUM ALLOY
FINISH	: EPOXY POWDER COATED SHADE AS PER IS : 5
EARTHING	: 1 No INTERNAL & 2 No's EXTERNAL
HARDWARE	: STAINLESS STEEL
GASKET	: 'O' RING ENDLESS GASKET NEOPRENE / SILICON
NAME PLATE	: SS NAME PLATE CUM WARNING PLATE
FUSE	: HRC FUSE LINK.

**OPTIONS**

SR. NO	PARTICULAR	OPTIONS
1.	MATERIAL OF CONSTRUCTION	STAINLESS STEEL
2.	GLAND & PLUG	BRASS / SS / ALUMINIUM
3.	COLOUR SHADE	631, 632, 355, 7031, 7032 etc.
4.	CANOPY	M.S POWDER COATED/ FRP / GI

**SELECTION CHART**

SR.NO	RATING	VOLTAGE	ENTRIES
1	16 A TP	415 V	2 NOS M20 / 1/2 " NPT / EQUIVALENT
2	25 A TP	415 V	2 NOS M20 / 1/2 " NPT / EQUIVALENT
3	32 A TP	415 V	2 NOS M25 / 3/4 " NPT / EQUIVALENT





## DATA SHEET FOR FLP SWITCH FUSE UNIT

### TECHNICAL DATA:

PRODUCT	: CAT NO.: CGB /2C/131.
ENCLOSURE	: FLAME PROOF (Ex -d ), Gas Group IIA , IIB , IIC As per IS/IEC 60079-1 : 2014
PROTECTION	: WEATHER PROOF IP – 66 AS PER IS/IEC 60529:2001 (Reaffirmed 2014)
AREA & TEMP. CLASS	: Ex db IIC T6 Gb ( EX tb/tc IIIC T85 C Db/Dc (ZONE 1 & 2 & Zone 21 & 22 )
CERTIFICATION	: CIMFR, BIS, PESO
TEMP CLASS	: T6
MATERIAL	: DIE CAST ALUMINIUM ALLOY
FINISH	: EPOXY POWDER COATED SHADE AS PER IS : 5
EARTHING	: 1 No INTERNAL & 2 No's EXTERNAL
HARDWARE	: STAINLESS STEEL
GASKET	: 'O' RING ENDLESS GASKET NEOPRENE / SILICON
NAME PLATE	: SS NAME PLATE CUM WARNING PLATE
FUSE	: HRC FUSE LINK.

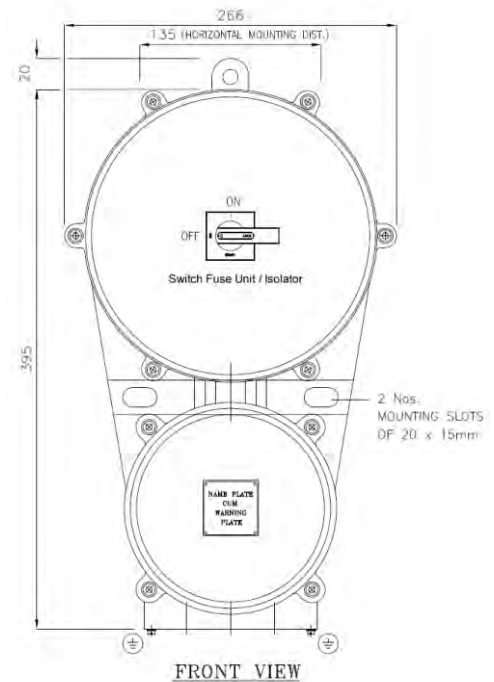


### OPTIONS

SR. NO	PARTICULAR	OPTIONS
1.	MATERIAL OF CONSTRUCTION	STAINLESS STEEL
2.	GLAND & PLUG	BRASS / SS / ALUMINIUM
3.	COLOUR SHADE	631, 632, 355, 7031, 7032 etc.
4.	CANOPY	M.S POWDER COATED/ FRP / GI

### SELECTION CHART

SR.NO	RATING	VOLTAGE	ENTRIES
1	40 A TP	415 V	2 NOS M32 / 1 1/4 " NPT / EQUIVALENT
2	63 A TP	415 V	2 NOS M32 / 1 1/4 " NPT / EQUIVALENT





# DATA SHEET FOR FLP SWITCH FUSE UNIT

## TECHNICAL DATA:

- PRODUCT : CAT NO.: MCDB / 186.
- ENCLOSURE : FLAME PROOF (Ex -d ), Gas Group IIA , IIB  
As per IS/IEC 60079-1 : 2014
- PROTECTION : WEATHER PROOF IP – 66 AS PER IS/IEC 60529:2001  
(Reaffirmed 2014)
- AREA & TEMP. CLASS : Ex db IIA IIB T6 Gb ( EX tb/tc IIIC T85 C Db/Dc  
(ZONE 1 & 2 & Zone 21 & 22 )
- CERTIFICATION : CIMFR, BIS, PESO
- TEMP CLASS : T6
- MATERIAL : DIE CAST ALUMINIUM ALLOY
- FINISH : EPOXY POWDER COATED SHADE AS PER IS : 5
- EARTHING : 1 No INTERNAL & 2 No's EXTERNAL
- HARDWARE : STAINLESS STEEL
- GASKET : 'O' RING ENDLESS GASKET NEOPRENE / SILICON
- NAME PLATE : SS NAME PLATE CUM WARNING PLATE
- FUSE : HRC FUSE LINK.

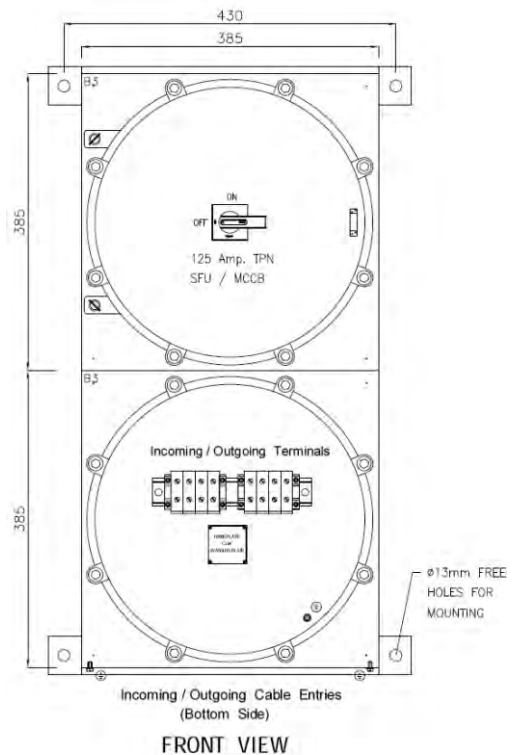


### OPTIONS

SR. NO	PARTICULAR	OPTIONS
1.	MATERIAL OF CONSTRUCTION	STAINLESS STEEL
2.	GLAND & PLUG	BRASS / SS / ALUMINIUM
3.	COLOUR SHADE	631, 632, 355, 7031, 7032 etc.
4.	CANOPY	M.S POWDER COATED/ FRP / GI

### SELECTION CHART

SR.NO	RATING	VOLTAGE	ENTRIES
1	125 A TP	415 V	AS PER CUSTOMER REQUIRMENT
2	250 A TP	415 V	AS PER CUSTOMER REQUIRMENT






# DATA SHEET FOR FLP SWITCH FUSE UNIT

## TECHNICAL DATA:

- PRODUCT : CAT NO.: RCP /221.
- ENCLOSURE : FLAME PROOF (Ex -d ), Gas Group IIA , IIB  
As per IS/IEC 60079-1 : 2014
- PROTECTION : WEATHER PROOF IP – 66 AS PER IS/IEC 60529:2001  
(Reaffirmed 2014)
- AREA & TEMP. CLASS : Ex db IIA IIB T6 Gb ( EX tb/tc IIIC T85 C Db/Dc  
(ZONE 1 & 2 & Zone 21 & 22 )
- CERTIFICATION : CIMFR, BIS, PESO
- TEMP CLASS : T6
- MATERIAL : DIE CAST ALUMINIUM ALLOY
- FINISH : EPOXY POWDER COATED SHADE AS PER IS : 5
- EARTHING : 1 No INTERNAL & 2 No's EXTERNAL
- HARDWARE : STAINLESS STEEL
- GASKET : 'O' RING ENDLESS GASKET NEOPRENE / SILICON
- NAME PLATE : SS NAME PLATE CUM WARNING PLATE
- FUSE : HRC FUSE LINK.

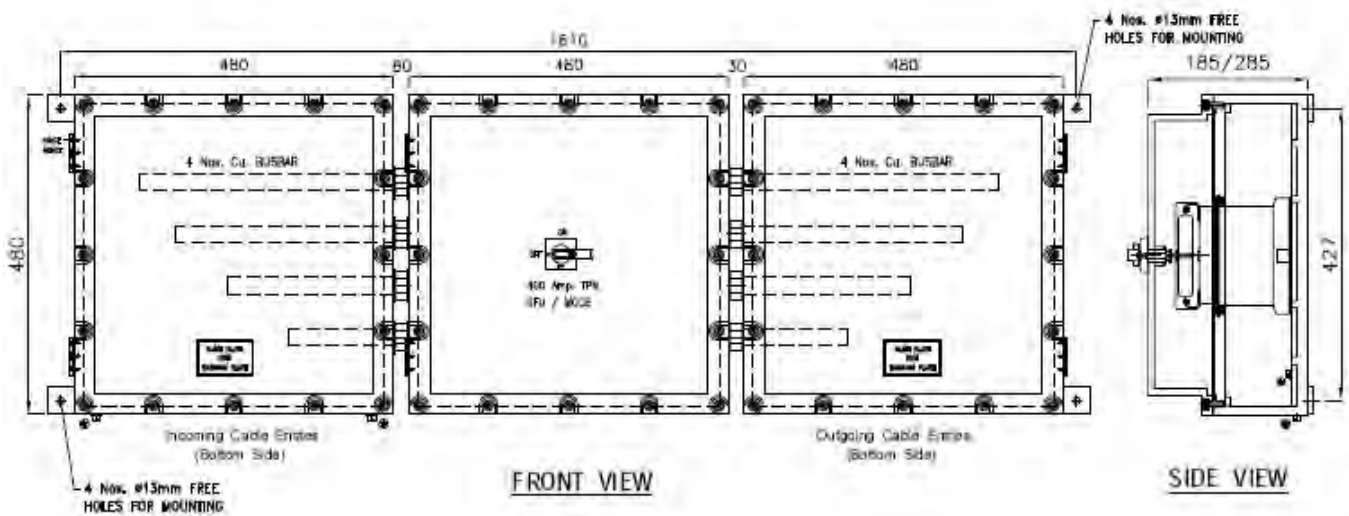


### OPTIONS

SR. NO	PARTICULAR	OPTIONS
1.	MATERIAL OF CONSTRUCTION	STAINLESS STEEL
2.	GLAND & PLUG	BRASS / SS / ALUMINIUM
3.	COLOUR SHADE	631, 632, 355, 7031, 7032 etc.
4.	CANOPY	M.S POWDER COATED/ FRP / GI

### SELECTION CHART

SR.NO	RATING	VOLTAGE	ENTRIES
1	400 A TP	415 V	AS PER CUSTOMER REQUIRMENT
2	630 A TP	415 V	AS PER CUSTOMER REQUIRMENT





# DATA SHEET FOR FLP SWITCH FUSE UNIT

## TECHNICAL DATA:

- PRODUCT : CAT NO.: RCP/2C/2022.
- ENCLOSURE : FLAME PROOF (Ex -d ), Gas Group IIA , IIB , IIC  
As per IS/IEC 60079-1 : 2014
- PROTECTION : WEATHER PROOF IP – 66 AS PER IS/IEC 60529:2001  
(Reaffirmed 2014)
- AREA & TEMP. CLASS : Ex db IIC T6 Gb ( EX tb/tc IIIC T85 C Db/Dc  
(ZONE 1 & 2 & Zone 21 & 22 )
- CERTIFICATION : CIMFR, BIS, PESO
- TEMP CLASS : T6
- MATERIAL : DIE CAST ALUMINIUM ALLOY
- FINISH : EPOXY POWDER COATED SHADE AS PER IS : 5
- EARTHING : 1 No INTERNAL & 2 No's EXTERNAL
- HARDWARE : STAINLESS STEEL
- GASKET : 'O' RING ENDLESS GASKET NEOPRENE / SILICON
- NAME PLATE : SS NAME PLATE CUM WARNING PLATE
- FUSE : HRC FUSE LINK.

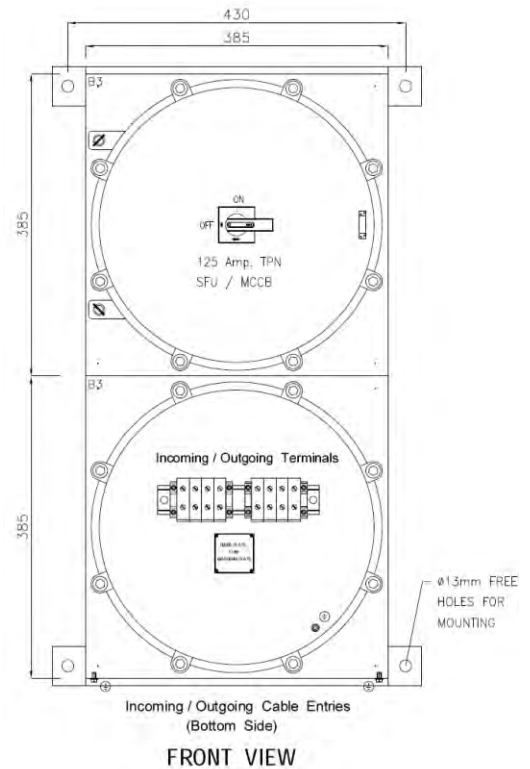


### OPTIONS

SR. NO	PARTICULAR	OPTIONS
1.	MATERIAL OF CONSTRUCTION	STAINLESS STEEL
2.	GLAND & PLUG	BRASS / SS / ALUMINIUM
3.	COLOUR SHADE	631, 632, 355, 7031, 7032 etc.
4.	CANOPY	M.S POWDER COATED/ FRP / GI

### SELECTION CHART

SR.NO	RATING	VOLTAGE	ENTRIES
1	125 A TP	415 V	AS PER CUSTOMER REQUIRMENT
2	250 A TP	415 V	AS PER CUSTOMER REQUIRMENT
3	400 A TP	415 V	AS PER CUSTOMER REQUIRMENT





# DATA SHEET FOR FLP MCCB

## TECHNICAL DATA:

- PRODUCT : CAT NO.: MCDB / 186 , RCP /215
- ENCLOSURE : FLAME PROOF (Ex -d ), Gas Group IIA , IIB  
As per IS/IEC 60079-1 : 2014
- PROTECTION : WEATHER PROOF IP – 66 AS PER IS/IEC 60529:2001  
(Reaffirmed 2014)
- AREA & TEMP. CLASS : Ex db IIA , IIB T6 Gb ( EX tb / tc IIIC T85 C Db/Dc  
(ZONE 1 & 2 & Zone 21 & 22 )
- CERTIFICATION : CIMFR, BIS, PESO
- TEMP CLASS : T6
- MATERIAL : DIE CAST ALUMINIUM ALLOY
- FINISH : EPOXY POWDER COATED SHADE AS PER IS : 5
- EARTHING : 1 No INTERNAL & 2 No's EXTERNAL
- HARDWARE : STAINLESS STEEL
- GASKET : 'O' RING ENDLESS GASKET NEOPRENE / SILICON
- NAME PLATE : SS NAME PLATE CUM WARNING PLATE

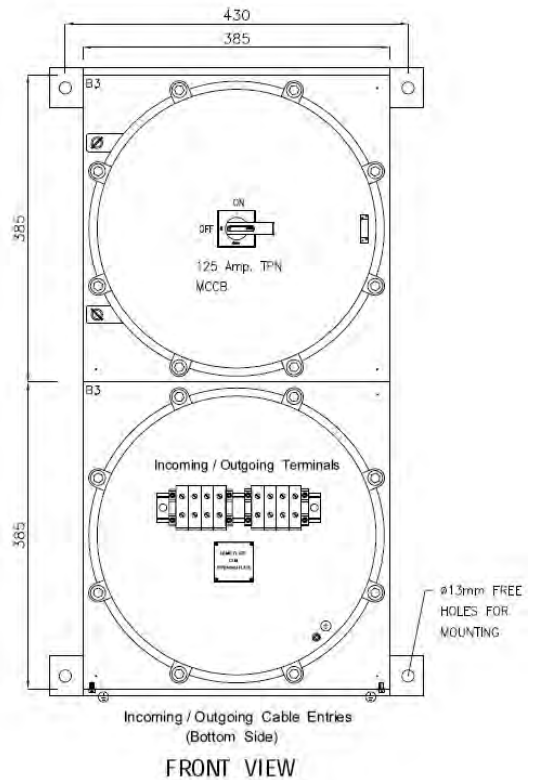


### OPTIONS

SR. NO	PARTICULAR	OPTIONS
1.	MATERIAL OF CONSTRUCTION	STAINLESS STEEL
2.	GLAND & PLUG	BRASS / SS / ALUMINIUM
3.	COLOUR SHADE	631, 632, 355, 7031, 7032 etc.
4.	CANOPY	M.S POWDER COATED/ FRP / GI

### SELECTION CHART

SR.NO	RATING	VOLTAGE	ENTRIES
1	100 A TPN	415 V	M40 / 1 ½ " NPT / EQUIVALENT
2	160 A TPN	415 V	M40 / 1 ½ " NPT / EQUIVALENT
3	125 A TPN	415 V	M40 / 1 ½ " NPT / EQUIVALENT
4	250 A TPN	415 V	AS PER CUSTOMER
5	400 A TPN	415 V	AS PER CUSTOMER





# DATA SHEET FOR FLP MCCB

## TECHNICAL DATA:

- PRODUCT : CAT NO.: RCP / 2C / 2022
- ENCLOSURE : FLAME PROOF (Ex -d ), Gas Group IIA , IIB, IIC  
As per IS/IEC 60079-1 : 2014
- PROTECTION : WEATHER PROOF IP – 66 AS PER IS/IEC 60529:2001  
(Reaffirmed 2014)
- AREA & TEMP. CLASS : Ex db IIC T6 Gb ( EX tb / tc IIIC T85 C Db/Dc  
(ZONE 1 & 2 & Zone 21 & 22 )
- CERTIFICATION : CIMFR, BIS, PESO
- TEMP CLASS : T6
- MATERIAL : DIE CAST ALUMINIUM ALLOY
- FINISH : EPOXY POWDER COATED SHADE AS PER IS : 5
- EARTHING : 1 No INTERNAL & 2 No's EXTERNAL
- HARDWARE : STAINLESS STEEL
- GASKET : 'O' RING ENDLESS GASKET NEOPRENE / SILICON
- NAME PLATE : SS NAME PLATE CUM WARNING PLATE

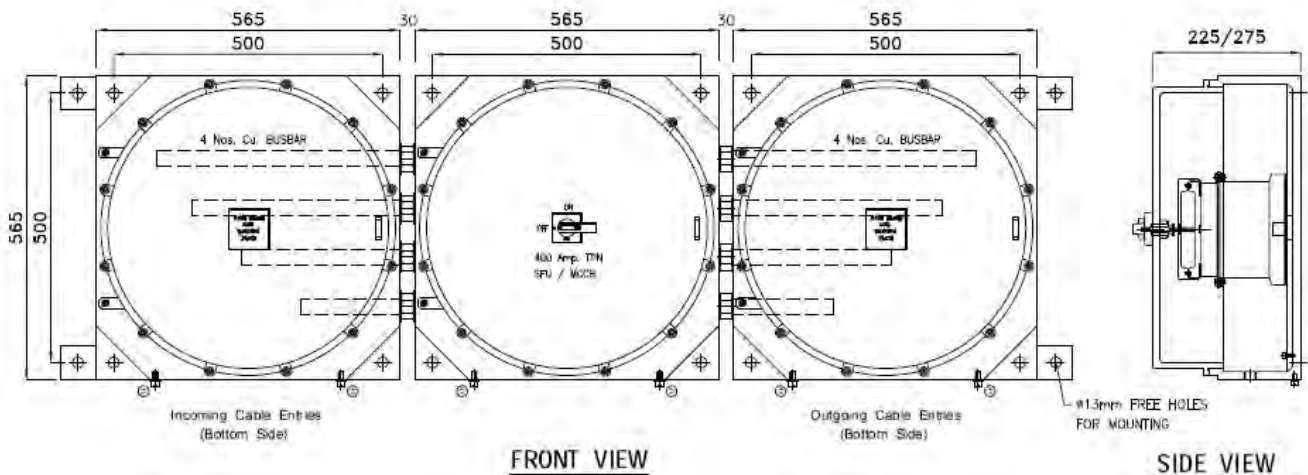


### OPTIONS

SR. NO	PARTICULAR	OPTIONS
1.	MATERIAL OF CONSTRUCTION	STAINLESS STEEL
2.	GLAND & PLUG	BRASS / SS / ALUMINIUM
3.	COLOUR SHADE	631, 632, 355, 7031, 7032 etc.
4.	CANOPY	M.S POWDER COATED/ FRP / GI

### SELECTION CHART

SR.NO	RATING	VOLTAGE	ENTRIES
1	100 A TPN	415 V	M40 / 1 1/2 " NPT / EQUIVALENT
2	160 A TPN	415 V	M40 / 1 1/2 " NPT / EQUIVALENT
3	125 A TPN	415 V	M40 / 1 1/2 " NPT / EQUIVALENT
4	250 A TPN	415 V	AS PER CUSTOMER REQUIREMENT
5	400 A TPN	415 V	AS PER CUSTOMER REQUIREMENT





# DATA SHEET FOR FLP LIMIT SWITCH (DIRECT ENTRY)

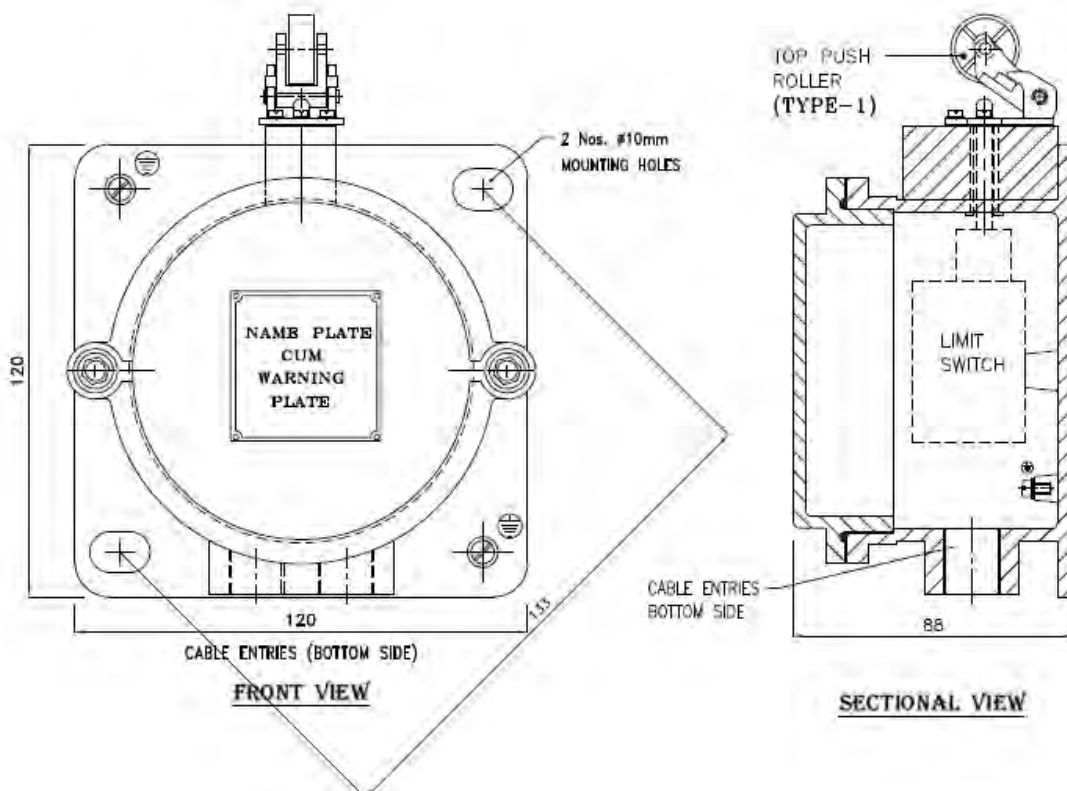
## TECHNICAL DATA:

- PRODUCT NAME : CAT NO : LS / 2C / 2025
- ENCLOSURE : FLAME PROOF (Ex -d ), Gas Group IIA , IIB, IIC  
As per IS/IEC 60079-1 : 2014
- PROTECTION : WEATHER PROOF IP – 66 AS PER IS/IEC 60529:2001  
(Reaffirmed 2014)
- AREA CLASSIFICATION : Ex db IIC T6 Gb ( EX tb / tc IIIC T85 C Db/Dc  
(ZONE 1 & 2 & Zone 21 & 22 )
- CERTIFICATION : CIMFR , BIS , PESO
- TEMPERATURE CLASS : T 6
- MATERIAL : DIE CAST ALUMINIUM ALLOY
- FINISH : EPOXY POWDER COATED SHADE AS PER IS : 5
- EARTHING : 1 No INTERNAL & 2 No's EXTERNAL
- HARDWARE : STAINLESS STEEL
- GASKET : 'O' RING ENDLESS GASKET NEOPRENE / SILICON
- NAME PLATE : SS NAME PLATE CUM WARNING PLATE
- ENTRIES : 1 No's M20 / ½ " NPT / EQUIVALENT
- RATING : 10A , 415 V AC
- ELEMENT : 1 NO + 1 NC 10 A 415 V AC



### OPTIONS

SR.NO	PARTICULAR	OPTIONS
1.	TYPE	TOP PUSH ROLLER LONG LEVER ONE WAY / TWO WAY TOP PUSH ROD
2.	MATERIAL OF CONSTRUCTION	STAINLESS STEEL
3.	GLAND & PLUG	BRASS / SS / ALUMINIUM
4.	COLOUR SHADE	631, 632, 355, 7031, 7032 etc.
5.	ELEMENTS	2 NO + 2 NC

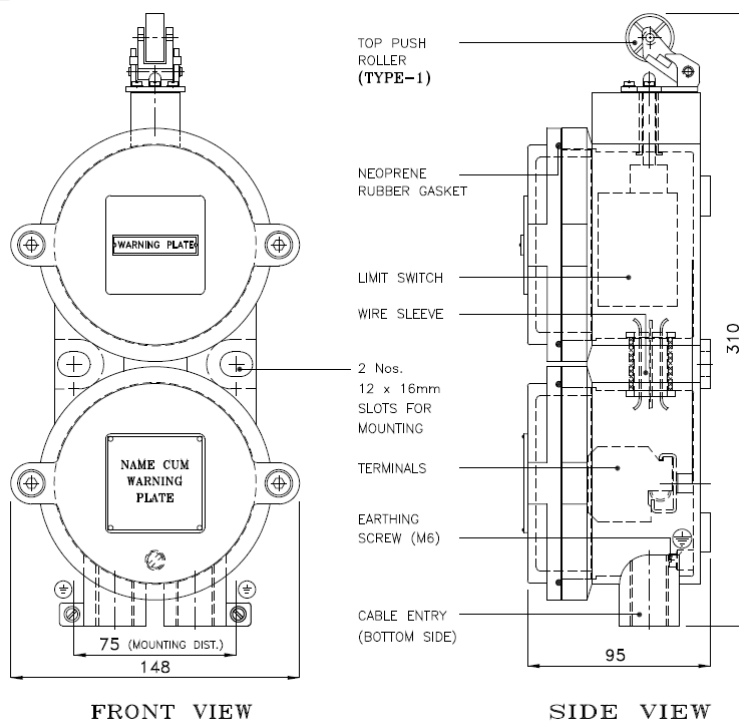


**DATA SHEET FOR FLP LIMIT SWITCH WITH TERMINAL CHAMBER****TECHNICAL DATA:**

PRODUCT NAME	: CAT NO : LS / OA /1010
ENCLOSURE	: FLAME PROOF (Ex -d ), Gas Group IIA , IIB, As per IS/IEC 60079-1 : 2014
PROTECTION	: WEATHER PROOF IP – 66 AS PER IS/IEC 60529:2001 (Reaffirmed 2014)
AREA CLASSIFICATION	: Ex db IIA & IIB T6 Gb ( EX tb / tc IIIC T85 C Db/Dc (ZONE 1 & 2 & Zone 21 & 22 )
CERTIFICATION	: CIMFR , BIS , PESO
TEMPERATURE CLASS	: T 6
MATERIAL	: DIE CAST ALUMINIUM ALLOY
FINISH	: EPOXY POWDER COATED SHADE AS PER IS : 5
EARTHING	: 1 No INTERNAL & 2 No's EXTERNAL
HARDWARE	: STAINLESS STEEL
GASKET	: 'O' RING ENDLESS GASKET NEOPRENE / SILICON
NAME PLATE	: SS NAME PLATE CUM WARNING PLATE
ENTRIES	: 2 No's M20 / ½ " NPT / EQUIVALENT
TERMINALS	: 4 NOS OF 2.5 SQ.MM CLIP ON TYPE TERMINALS
RATING	: 10A , 415 V AC
ELEMENT	: 1 NO + 1 NC 10 A 415 V AC

**OPTIONS**

SR.NO	PARTICULAR	OPTIONS
1.	TYPE	TOP PUSH ROLLER LONG LEVER ONE WAY / TWO WAY TOP PUSH ROD
2.	MATERIAL OF CONSTRUCTION	STAINLESS STEEL
3.	GLAND & PLUG	BRASS / SS / ALUMINIUM
4.	COLOUR SHADE	631, 632, 355, 7031, 7032 etc.
5.	ELEMENTS	2 NO + 2 NC

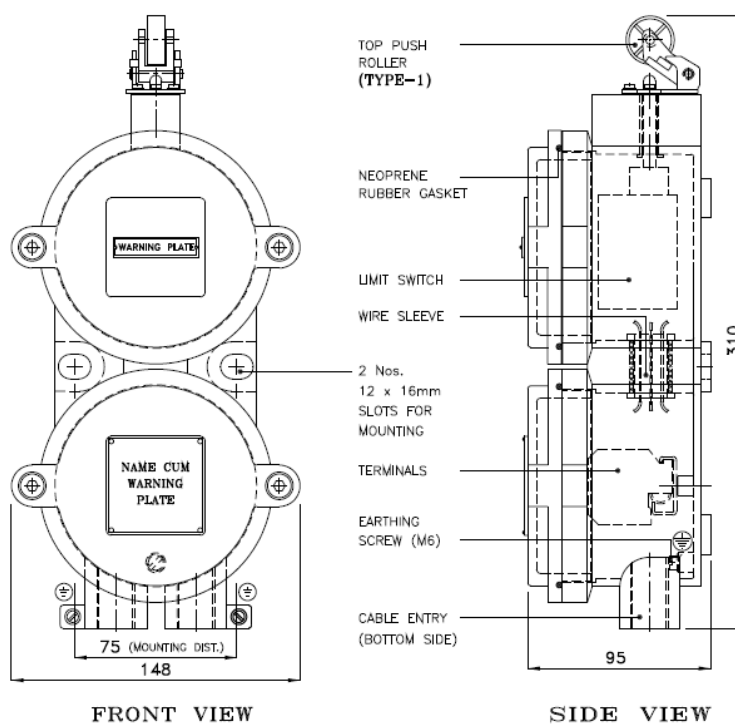


**DATA SHEET FOR FLP LIMIT SWITCH WITH TERMINAL CHAMBER****TECHNICAL DATA:**

PRODUCT NAME	: CAT NO : LS / 2C / 2021
ENCLOSURE	: FLAME PROOF (Ex -d ), Gas Group IIA , IIB, IIC As per IS/IEC 60079-1 : 2014
PROTECTION	: WEATHER PROOF IP – 66 AS PER IS/IEC 60529:2001 (Reaffirmed 2014)
AREA CLASSIFICATION	: Ex db IIC T6 Gb ( EX tb / tc IIIC T85 C Db/Dc (ZONE 1 & 2 & Zone 21 & 22 )
CERTIFICATION	: CIMFR , BIS , PESO
TEMPERATURE CLASS	: T 6
MATERIAL	: DIE CAST ALUMINIUM ALLOY
FINISH	: EPOXY POWDER COATED SHADE AS PER IS : 5
EARTHING	: 1 No INTERNAL & 2 No's EXTERNAL
HARDWARE	: STAINLESS STEEL
GASKET	: 'O' RING ENDLESS GASKET NEOPRENE / SILICON
NAME PLATE	: SS NAME PLATE CUM WARNING PLATE
ENTRIES	: 2 No's M20 / ½ " NPT / EQUIVALENT
TERMINALS	: 4 NOS OF 2.5 SQ.MM CLIP ON TYPE TERMINALS
RATING	: 10A , 415 V AC
ELEMENT	: 1 NO + 1 NC 10 A 415 V AC

**OPTIONS**

SR.NO	PARTICULAR	OPTIONS
1.	TYPE	TOP PUSH ROLLER LONG LEVER ONE WAY / TWO WAY TOP PUSH ROD
2.	MATERIAL OF CONSTRUCTION	STAINLESS STEEL
3.	GLAND & PLUG	BRASS / SS / ALUMINIUM
4.	COLOUR SHADE	631, 632, 355, 7031, 7032 etc.
5.	ELEMENTS	2 NO + 2 NC

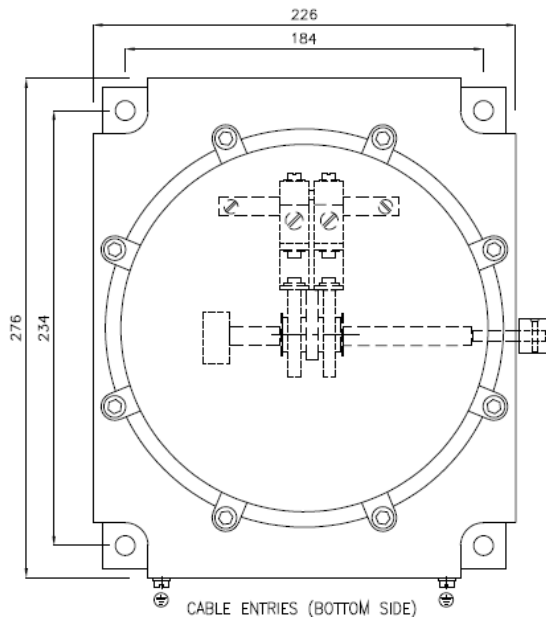
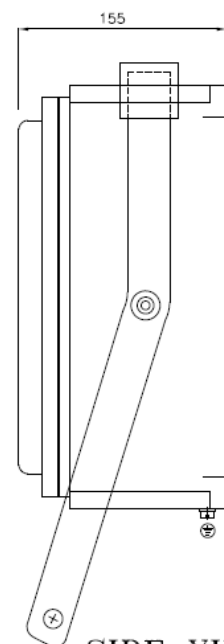


**DATA SHEET FOR FLP LIMIT SWITCH****TECHNICAL DATA:**

PRODUCT NAME	: CAT NO : RCP / 215
ENCLOSURE	: FLAME PROOF (Ex -d ), Gas Group IIA , IIB, As per IS/IEC 60079-1 : 2014
PROTECTION	: WEATHER PROOF IP – 66 AS PER IS/IEC 60529:2001 (Reaffirmed 2014)
AREA CLASSIFICATION	: Ex db IIA & IIB T6 Gb ( EX tb / tc IIIC T85 C Db/Dc (ZONE 1 & 2 & Zone 21 & 22 )
CERTIFICATION	: CIMFR , BIS , PESO
TEMPERATURE CLASS	: T 6
MATERIAL	: DIE CAST ALUMINIUM ALLOY
FINISH	: EPOXY POWDER COATED SHADE AS PER IS : 5
EARTHING	: 1 No INTERNAL & 2 No's EXTERNAL
HARDWARE	: STAINLESS STEEL
GASKET	: 'O' RING ENDLESS GASKET NEOPRENE / SILICON
NAME PLATE	: SS NAME PLATE CUM WARNING PLATE
ENTRIES	: 2 No's M20 / ½ " NPT / EQUIVALENT
RATING	: 10A , 415 V AC
ELEMENT	: 1 NO + 1 NC 10 A 415 V AC

**OPTIONS**

SR.NO	PARTICULAR	OPTIONS
1.	TYPE	GRAVITY / COUNTER WEIGHT LIMIT SWITCH ROTARY GEAR LIMIT SWITCH
2.	MATERIAL OF CONSTRUCTION	STAINLESS STEEL
3.	GLAND & PLUG	BRASS / SS / ALUMINIUM
4.	COLOUR SHADE	631, 632, 355, 7031, 7032 etc.
5.	ELEMENTS	2 NO + 2 NC / 4 NO + 4 NC


**FRONT VIEW****SIDE VIEW**



# DATA SHEET FOR FLP LIMIT SWITCH

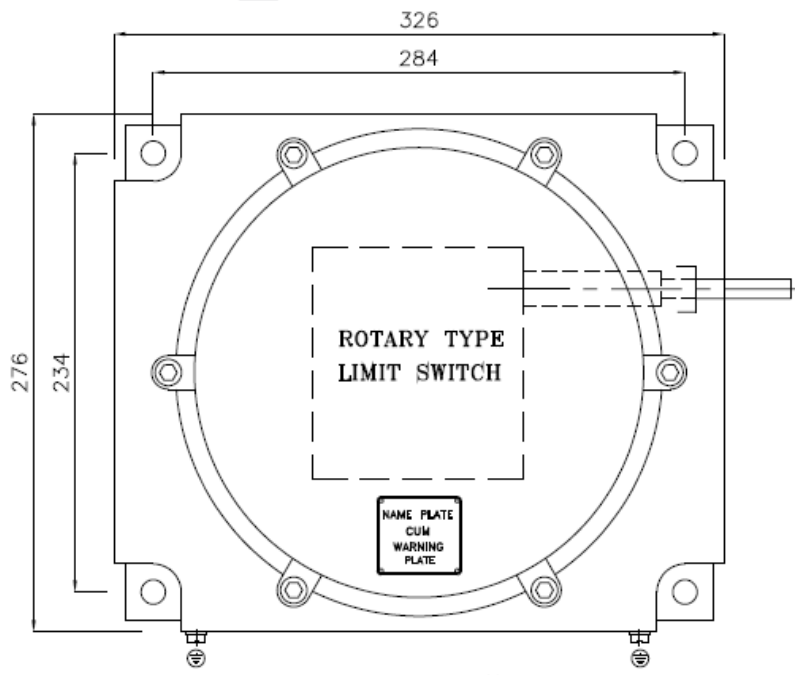
## TECHNICAL DATA:

- PRODUCT NAME : CAT NO : RCP / 2C /2022
- ENCLOSURE : FLAME PROOF (Ex -d ), Gas Group IIA , IIB,IIC  
As per IS/IEC 60079-1 : 2014
- PROTECTION : WEATHER PROOF IP – 66 AS PER IS/IEC 60529:2001  
(Reaffirmed 2014)
- AREA CLASSIFICATION : Ex db IIC T6 Gb ( EX tb / tc IIIC T85 C Db/Dc  
(ZONE 1 & 2 & Zone 21 & 22 )
- CERTIFICATION : CIMFR , BIS , PESO
- TEMPERATURE CLASS : T 6
- MATERIAL : DIE CAST ALUMINIUM ALLOY
- FINISH : EPOXY POWDER COATED SHADE AS PER IS : 5
- EARTHING : 1 No INTERNAL & 2 No's EXTERNAL
- HARDWARE : STAINLESS STEEL
- GASKET : 'O' RING ENDLESS GASKET NEOPRENE / SILICON
- NAME PLATE : SS NAME PLATE CUM WARNING PLATE
- ENTRIES : 2 No's M20 / ½ " NPT / EQUIVALENT
- RATING : 10A , 415 V AC
- ELEMENT : 1 NO + 1 NC 10 A 415 V AC



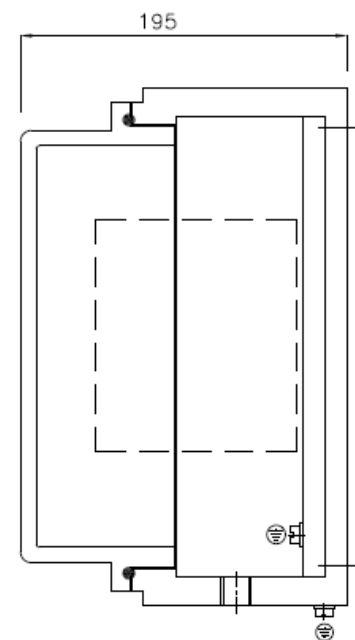
### OPTIONS

SR.NO	PARTICULAR	OPTIONS
1.	TYPE	GRAVITY / COUNTER WEIGHT LIMIT SWITCH ROTARY GEAR LIMIT SWITCH
2.	MATERIAL OF CONSTRUCTION	STAINLESS STEEL
3.	GLAND & PLUG	BRASS / SS / ALUMINIUM
4.	COLOUR SHADE	631, 632, 355, 7031, 7032 etc.
5.	ELEMENTS	2 NO + 2 NC / 4 NO + 4 NC



CABLE ENTRIES (BOTTOM SIDE)

FRONT VIEW



SIDE VIEW

**DATA SHEET FOR FLP PUSH BUTTON STATION (LCS) (DIRECT ENTRY)****TECHNICAL DATA:**

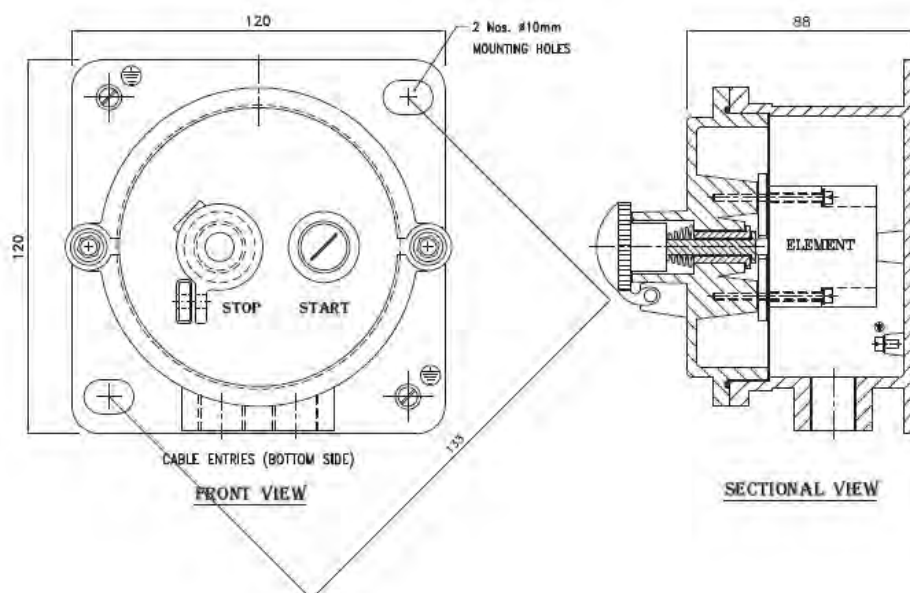
PRODUCT	: CAT. NO.- PBS/105
ENCLOSURE	: FLAME PROOF (Ex -d ), Gas Group IIA , IIB As per IS/IEC 60079-1 : 2014
PROTECTION	: WEATHER PROOF IP – 66 AS PER IS/IEC 60529:2001 (Reaffirmed 2014)
AREA & TEMP. CLASS	: Ex db IIA,IIB T6 Gb ( EX tb/tc IIIC T85 C Db/Dc (ZONE 1 & 2 & Zone 21 & 22 )
CERTIFICATION	: CIMFR, BIS, PESO
TEMP CLASS	: T6
MATERIAL	: DIE CAST ALUMINIUM ALLOY
FINISH	: EPOXY POWDER COATED SHADE AS PER IS : 5
EARTHING	: 1 No INTERNAL & 2 No's EXTERNAL
HARDWARE	: STAINLESS STEEL
GASKET	: 'O' RING ENDLESS GASKET NEOPRENE / SILICON
NAME PLATE	: SS NAME PLATE CUM WARNING PLATE
ENTRIES	: 2 Nos M20 / ½ " NPT / EQUIVALENT

**OPTIONS**

SR.NO	PARTICULAR	OPTIONS
1.	MATERIAL OF CONSTRUCTION	STAINLESS STEEL
2.	GLAND & PLUG	BRASS / SS / ALUMINIUM
3.	COLOUR SHADE	631, 632, 355, 7031, 7032 etc.
4.	ELEMENT	1 NO / 1 NC OR AS REQUIREMENT
5.	CANOPY	M.S POWDER COATED / FRP /GI

**SELECTION CHART**

SR.NO	COMBINATION
1.	ONLY EMERGENCY OFF
2.	ONLY OFF
3.	ON/OFF
4.	INDICATION LAMP
5.	ON/OFF WITH LAMP

**NOTE:- PERMUTATION & COMBINATION OF COMPONENTS / ENTRIES AS PER CUSTOMER REQUIREMENT**



# DATA SHEET FOR FLP PUSH BUTTON STATION (LCS) (DIRECT ENTRY)

## TECHNICAL DATA:

- PRODUCT : CAT. NO. - PBS/2C/2025
- ENCLOSURE : FLAME PROOF (Ex -d ), Gas Group IIA , IIB, IIC  
As per IS/IEC 60079-1 : 2014
- PROTECTION : WEATHER PROOF IP – 66 AS PER IS/IEC 60529:2001  
(Reaffirmed 2014)
- AREA & TEMP. CLASS : Ex db IIC T6 Gb ( EX tb / tc IIIC T85 C Db/Dc  
(ZONE 1 & 2 & Zone 21 & 22)
- CERTIFICATION : CIMFR, BIS, PESO
- TEMP CLASS : T6
- MATERIAL : DIE CAST ALUMINIUM ALLOY
- FINISH : EPOXY POWDER COATED SHADE AS PER IS : 5
- EARTHING : 1 No INTERNAL & 2 No's EXTERNAL
- HARDWARE : STAINLESS STEEL
- GASKET : 'O' RING ENDLESS GASKET NEOPRENE / SILICON
- NAME PLATE : SS NAME PLATE CUM WARNING PLATE
- ENTRIES : 2 Nos M20 / ½ " NPT / EQUIVALENT

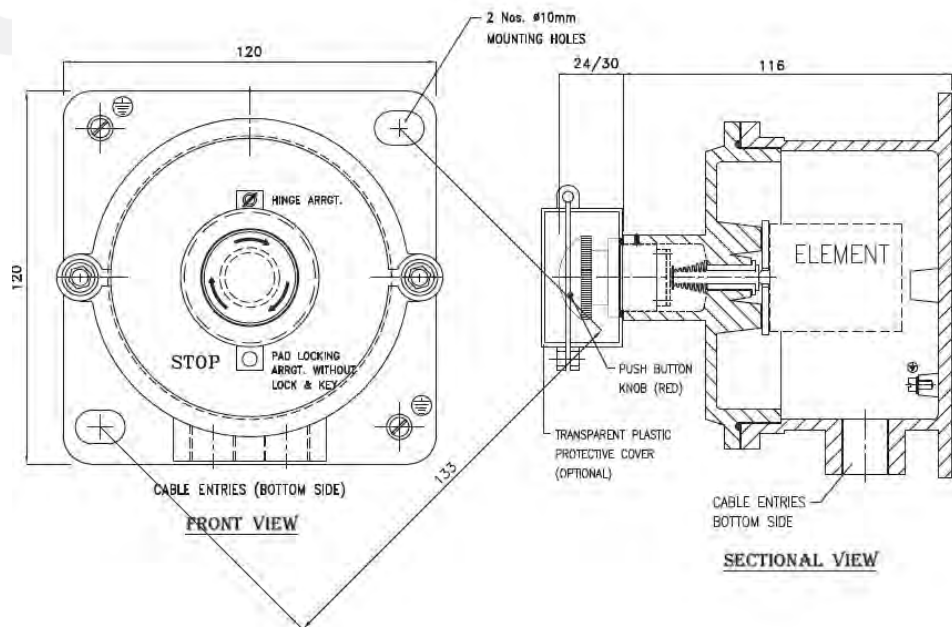


### OPTIONS

SR.NO	PARTICULAR	OPTIONS
1.	MATERIAL OF CONSTRUCTION	STAINLESS STEEL
2.	GLAND & PLUG	BRASS / SS / ALUMINIUM
3.	COLOUR SHADE	631, 632, 355, 7031, 7032 etc.
4.	ELEMENT	1 NO / 1 NC OR AS PER REQUIREMENT
5.	CANOPY	M.S POWDER COATED / FRP / GI

### SELECTION CHART

SR.NO	COMBINATION
1.	ONLY EMERGENCY OFF
2.	ONLY OFF
3.	ON/OFF
4.	INDICATION LAMP
5.	ON/OFF WITH LAMP



**NOTE:- PERMUTATION & COMBINATION OF COMPONENTS / ENTRIES AS PER CUSTOMER REQUIREMENT**



DATA SHEET FOR FLP PUSH BUTTON STATION (LCS) WITH TERMINAL CHAMBER

TECHNICAL DATA:

- PRODUCT : CAT NO.-PBS/OA/1010
- ENCLOSURE : FLAME PROOF (Ex -d ), Gas Group IIA , IIB  
As per IS/IEC 60079-1 : 2014
- PROTECTION : WEATHER PROOF IP – 66 AS PER IS/IEC 60529:2001  
(Reaffirmed 2014)
- AREA & TEMP. CLASS : Ex db IIA,IIB T6 Gb ( EX tb/tc IIIC T85 C Db/Dc  
(ZONE 1 & 2 & Zone 21 & 22 )
- CERTIFICATION : CIMFR, BIS, PESO
- TEMP CLASS : T6
- MATERIAL : DIE CAST ALUMINIUM ALLOY
- FINISH : EPOXY POWDER COATED SHADE AS PER IS : 5
- EARTHING : 1 No INTERNAL & 2 No's EXTERNAL
- HARDWARE : STAINLESS STEEL
- GASKET : 'O' RING ENDLESS GASKET NEOPRENE / SILICON
- NAME PLATE : SS NAME PLATE CUM WARNING PLATE
- ENTRIES : 2 Nos M20 / ½ " NPT / EQUIVALENT / UP TO M25
- TERMINALS : 4 NOS OF 2.5 SQ.MM CLIP ON TYPE TERMINALS

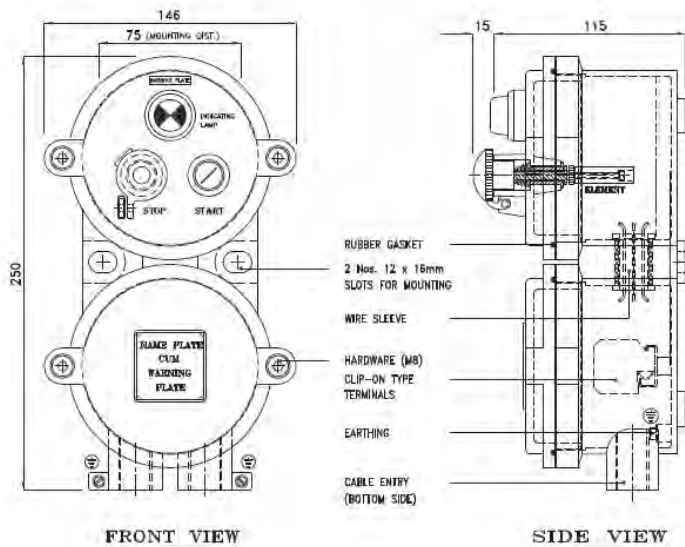


OPTIONS

SR. NO	PARTICULAR	OPTIONS
1.	MATERIAL OF CONSTRUCTION	STAINLESS STEEL
2.	GLAND & PLUG	BRASS / SS / ALUMINIUM
3.	COLOUR SHADE	631, 632, 355, 7031, 7032 etc.
4.	ELEMENT	1 NO / 1 NC OR AS PER CUSTOMER REQUIREMENT
5.	CANOPY	M.S POWDER COATED/ FRP / GI

SELECTION CHART

SR.NO	COMBINATION
1.	ONLY EMERGENCY OFF
2.	ONLY OFF
3.	ON/OFF
4.	ON/OFF WITH INDICATION LAMP
5.	REVERSE FORWARD STOP



NOTE:- PERMUTATION & COMBINATION OF COMPONENTS / ENTRIES AS PER CUSTOMER REQUIREMENT



DATA SHEET FOR FLP PUSH BUTTON STATION (LCS) WITH TERMINAL CHAMBER

TECHNICAL DATA:

- PRODUCT : CAT NO.-PBS/2C/2021
- ENCLOSURE : FLAME PROOF (Ex -d), Gas Group IIA, IIB, IIC  
As per IS/IEC 60079-1: 2014
- PROTECTION : WEATHER PROOF IP – 66 AS PER IS/IEC 60529:2001  
(Reaffirmed 2014)
- AREA & TEMP. CLASS : Ex db IIC T6 Gb (EX tb / tc IIIC T85 C Db/Dc  
(ZONE 1 & 2 & Zone 21 & 22)
- CERTIFICATION : CIMFR, BIS, PESO
- TEMP CLASS : T6
- MATERIAL : DIE CAST ALUMINIUM ALLOY
- FINISH : EPOXY POWDER COATED SHADE AS PER IS: 5
- EARTHING : 1 No INTERNAL & 2 No's EXTERNAL
- HARDWARE : STAINLESS STEEL
- GASKET : 'O' RING ENDLESS GASKET NEOPRENE / SILICON
- NAME PLATE : SS NAME PLATE CUM WARNING PLATE
- ENTRIES : 2 Nos M20 / ½ "NPT / EQUIVALENT
- TERMINALS : 4 NOS OF 2.5 SQ.MM CLIP ON TYPE TERMINALS

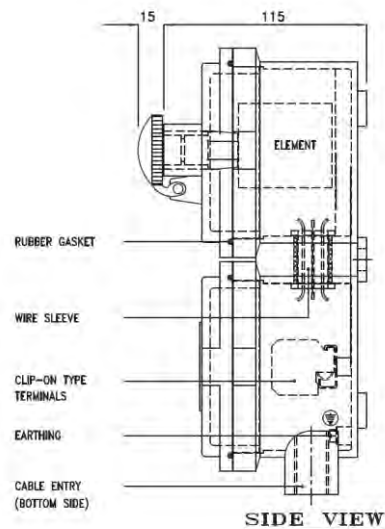
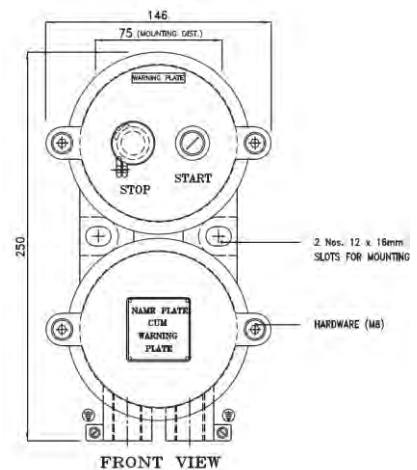


OPTIONS

SR. NO	PARTICULAR	OPTIONS
1.	MATERIAL OF CONSTRUCTION	STAINLESS STEEL
2.	GLAND & PLUG	BRASS / SS / ALUMINIUM
3.	COLOUR SHADE	631, 632, 355, 7031, 7032 etc.
4.	ELEMENT	1 NO / 1 NC OR AS PER CUSTOMER REQUIREMENT
5.	TERMINALS	AS PER REQUIREMENT

SELECTION CHART

SR.NO	COMBINATION
1.	ONLY EMERGENCY OFF
2.	ONLY OFF
3.	ON/OFF
4.	ON/OFF WITH INDICATION LAMP
5.	REVERSE FORWARD STOP



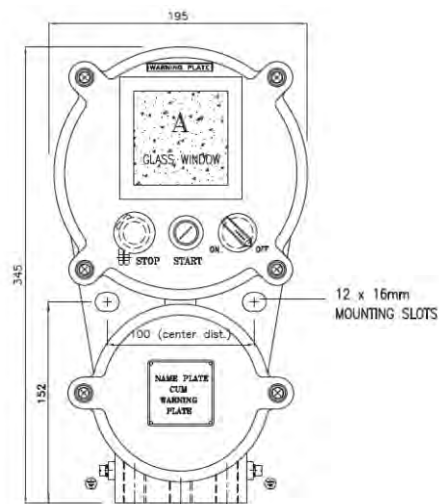
NOTE:- PERMUTATION & COMBINATION OF COMPONENTS / ENTRIES AS PER CUSTOMER REQUIREMENT



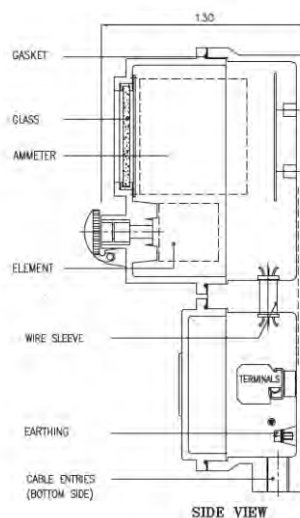
# DATA SHEET FOR FLP PUSH BUTTON STATION (LCS) WITH TERMINAL CHAMBER

## TECHNICAL DATA:

- PRODUCT : CAT NO.-PBS/174
- ENCLOSURE : FLAME PROOF (Ex – d ), Gas Group IIA , IIB  
As per IS/IEC 60079-1 : 2014
- PROTECTION : WEATHER PROOF IP – 66 AS PER IS/IEC 60529:2001  
(Reaffirmed 2014)
- AREA & TEMP. CLASS : Ex db IIA,IIB T6 Gb ( EX tb / tc IIIC T85 C Db/Dc  
(ZONE 1 & 2 & Zone 21 & 22 )
- CERTIFICATION : CIMFR, BIS, PESO
- TEMP CLASS : T 6
- MATERIAL : DIE CAST ALUMINIUM ALLOY
- FINISH : EPOXY POWDER COATED SHADE AS PER IS : 5
- EARTHING : 1 No INTERNAL & 2 No's EXTERNAL
- HARDWARE : STAINLESS STEEL
- GASKET : 'O' RING ENDLESS GASKET NEOPRENE / SILICON
- NAME PLATE : SS NAME PLATE CUM WARNING PLATE
- ENTRIES : 2 Nos M20 / ½ " NPT / EQUIVALENT/UP TO M25
- TERMINALS : 12 NOS OF 2.5 SQ.MM CLIP ON TYPE TERMINALS



FRONT VIEW



SIDE VIEW

### OPTIONS

SR. NO	PARTICULAR	OPTIONS
1.	MATERIAL OF CONSTRUCTION	STAINLESS STEEL
2.	GLAND & PLUG	BRASS / SS / ALUMINIUM
3.	COLOUR SHADE	631, 632, 355, 7031, 7032 etc.
4.	ELEMENT	1 NO / 1 NC OR AS PER CUSTOMER REQUIREMENT
5.	CANOPY	M.S POWDER COATED / FRP /GI

### SELECTION CHART

SR.NO	COMBINATION
1.	ON/OFF PBS WITH AMMETER
2.	ON/OFF PBS WITH SELECTOR SWITCH
3.	ON/OFF PBS WITH AMMETER AND SELECTOR SWITCH
4.	2 PUSH BUTTON AND 2 INDICATION LAMP
5.	3 PUSH BUTTON AND 3 INDICATION LAMP

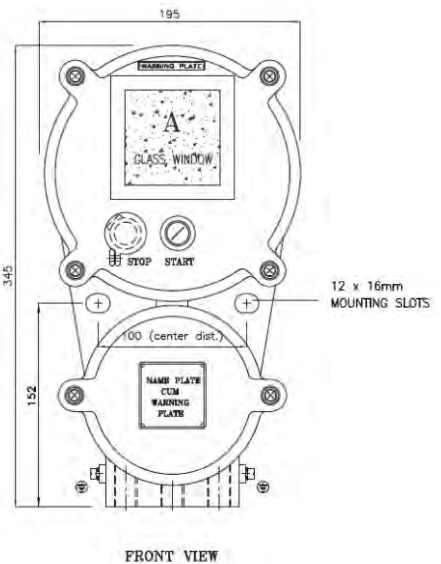
**NOTE:- PERMUTATION & COMBINATION OF COMPONENTS / ENTRIES AS PER CUSTOMER REQUIREMENT**



# DATA SHEET FOR FLP PUSH BUTTON STATION (LCS) WITH TERMINAL CHAMBER

## TECHNICAL DATA:

- PRODUCT : CAT NO.- PBS/2C/2015
- ENCLOSURE : FLAME PROOF (Ex -d ), Gas Group IIA , IIB, IIC  
As per IS/IEC 60079-1 : 2014
- PROTECTION : WEATHER PROOF IP – 66 AS PER IS/IEC 60529:2001  
(Reaffirmed 2014)
- AREA & TEMP. CLASS : Ex db IIC T6 Gb ( EX tb / tc IIIC T85 C Db/Dc  
(ZONE 1 & 2 & Zone 21 & 22 )
- CERTIFICATION : CIMFR, BIS, PESO
- TEMP CLASS : T6
- MATERIAL : DIE CAST ALUMINIUM ALLOY
- FINISH : EPOXY POWDER COATED SHADE AS PER IS : 5
- EARTHING : 1 No INTERNAL & 2 No's EXTERNAL
- HARDWARE : STAINLESS STEEL
- GASKET : 'O' RING ENDLESS GASKET NEOPRENE / SILICON
- NAME PLATE : SS NAME PLATE CUM WARNING PLATE
- ENTRIES : 2 Nos M25 / 1 " NPT / EQUIVALENT/UP TO M25
- TERMINALS : 12 NOS OF 2.5 SQ.MM CLIP ON TYPE TERMINALS

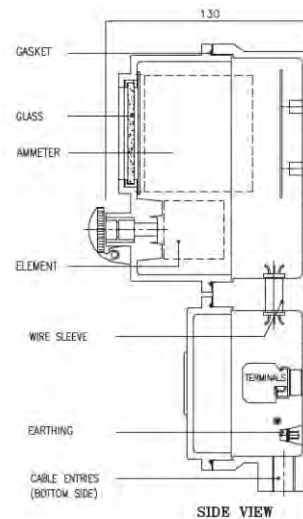


### OPTIONS

SR. NO	PARTICULAR	OPTIONS
1.	MATERIAL OF CONSTRUCTION	STAINLESS STEEL
2.	GLAND & PLUG	BRASS / SS / ALUMINIUM
3.	COLOUR SHADE	631, 632, 355, 7031, 7032 etc.
4.	ELEMENT	1 NO / 1 NC OR AS PER CUSTOMER REQUIREMENT
5.	CANOPY	M.S POWDER COATED / FRP /GI

### SELECTION CHART

SR.NO	COMBINATION
1.	ON/OFF PBS WITH AMMETER
2.	ON/OFF PBS WITH SELECTOR SWITCH
3.	ON/OFF PBS WITH AMMETER AND SELECTOR SWITCH
4.	2 PUSH BUTTON AND 2 INDICATION LAMP
5.	3 PUSH BUTTON AND 3 INDICATION LAMP



**NOTE:- PERMUTATION & COMBINATION OF COMPONENTS / ENTRIES AS PER CUSTOMER REQUIREMENT**



## DATA SHEET FOR FLP PUSH BUTTON STATION (LCS) WITH TERMINAL CHAMBER

## TECHNICAL DATA:

PRODUCT	: CAT NO.-PBS/2C/131
ENCLOSURE	: FLAME PROOF (Ex -d ), Gas Group IIA , IIB, IIC As per IS/IEC 60079-1 : 2014
PROTECTION	: WEATHER PROOF IP – 66 AS PER IS/IEC 60529:2001 (Reaffirmed 2014)
AREA CLASSIFICATION	: Ex db IIC T6 Gb ( EX tb / tc IIIC T85 C Db/Dc (ZONE 1 & 2 & Zone 21 & 22 )
CERTIFICATION	: CIMFR, BIS, PESO
TEMPERATURE CLASS	: T 6
MATERIAL	: DIE CAST ALUMINIUM ALLOY
FINISH	: EPOXY POWDER COATED SHADE AS PER IS : 5
EARTHING	: 1 No INTERNAL & 2 No's EXTERNAL
HARDWARE	: STAINLESS STEEL
GASKET	: 'O' RING ENDLESS GASKET NEOPRENE / SILICON
NAME PLATE	: SS NAME PLATE CUM WARNING PLATE
ENTRIES	: 2 Nos M25 / 1" NPT / EQUIVALENT
TERMINALS	: 14 NOS OF 2.5 SQ.MM CLIP ON TYPE TERMINALS

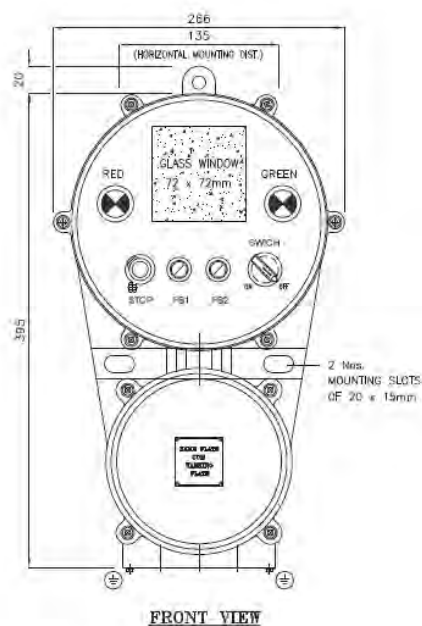


## OPTIONS

SR. NO	PARTICULAR	OPTIONS
1.	MATERIAL OF CONSTRUCTION	STAINLESS STEEL
2.	GLAND & PLUG	BRASS / SS / ALUMINIUM
3.	COLOUR SHADE	631, 632, 355, 7031, 7032 etc.
4.	ELEMENT	1 NO / 1 NC OR AS PER CUSTOMER REQUIREMENT
5.	CANOPY	M.S POWDER COATED / FRP / GI

## SELECTION CHART

SR.NO	COMBINATION
1.	ON/OFF WITH AMMETER & INDICATING LAMP WITH SELECTOR SWITCH



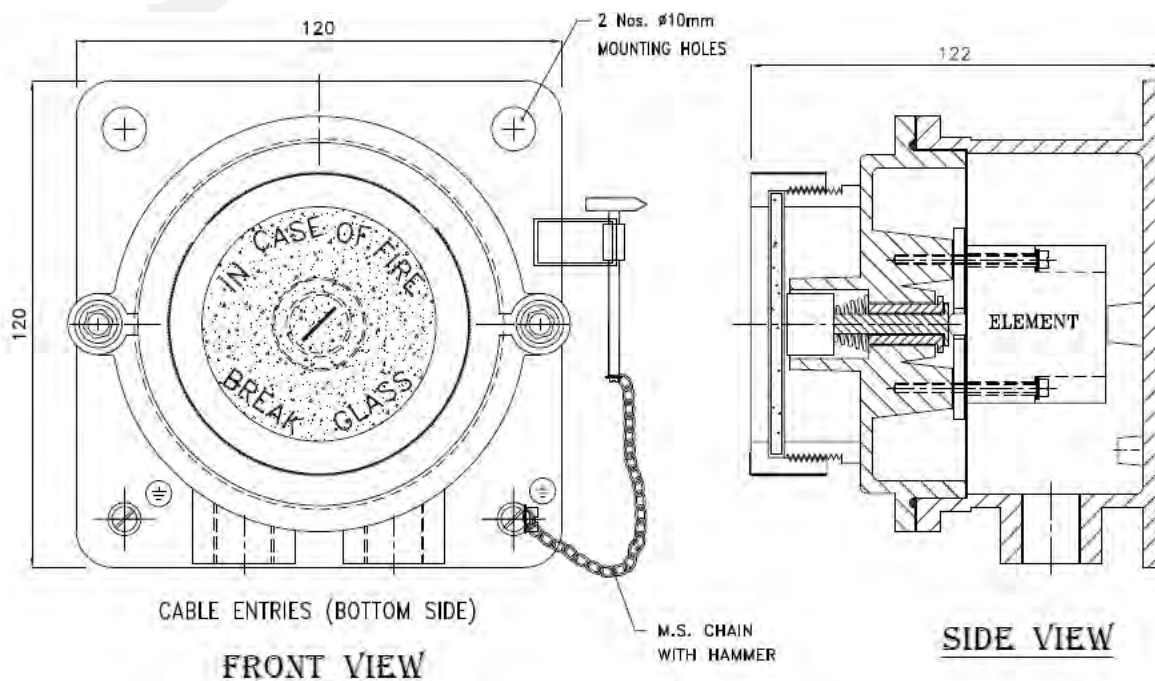
**NOTE:- PERMUTATION & COMBINATION OF COMPONENTS / ENTRIES AS PER CUSTOMER REQUIREMENT**

**DATA SHEET FOR FLP FIRE ALARM (DIRECT ENTRY)****TECHNICAL DATA:**

PRODUCT	: CAT NO : FA / 105
ENCLOSURE	: FLAME PROOF (Ex -d ), Gas Group IIA , IIB As per IS/IEC 60079-1 : 2014
PROTECTION	: WEATHER PROOF IP – 66 AS PER IS/IEC 60529:2001 (Reaffirmed 2014)
AREA & TEMP. CLASS	: Ex db IIA,IIB T6 Gb ( EX tb/tc IIIC T85 C Db/Dc (ZONE 1 & 2 & Zone 21 & 22 )
CERTIFICATION	: CIMFR, BIS, PESO
TEMPERATURE CLASS	: T6
MATERIAL	: DIE CAST ALUMINIUM ALLOY
FINISH	: EPOXY POWDER COATED SHADE AS PER IS : 5
EARTHING	: 1 No INTERNAL & 2 No's EXTERNAL
HARDWARE	: STAINLESS STEEL
GASKET	: 'O' RING ENDLESS GASKET NEOPRENE / SILICON
NAME PLATE	: SS NAME PLATE CUM WARNING PLATE
ACTUATOR	: RED COLOUR SPRING RETURN ACTUATOR
ELEMENT	: 1 NO 10 A , 415 V AC, 1 NO + 1 NC ELEMEN
GLASS	: 1 NO 2 MM THICK BREAKABLE GLASS
HAMMER	: STAINLESS STEEL HAMMER (FOR BREAKING GLASS) WITH CHAIN
ENTRIES	: 2 Nos M20 / ½ " NPT / EQUIVALENT

**OPTIONS**

SR.NO	PARTICULAR	OPTIONS
1.	MATERIAL OF CONSTRUCTION	STAINLESS STEEL
2.	GLAND & PLUG	BRASS / SS / ALUMINIUM
3.	COLOUR SHADE	631, 632, 355, 7031, 7032 etc.
4.	ELEMENT	1 NO / 1 NC OR AS PER REQUIREMENT
5.	CANOPY	M.S POWDER COATED / FRP /GI

**NOTE : INCASE OF FIRE BREAK THE GLASS.**



# DATA SHEET FOR FLP FIRE ALARM (DIRECT ENTRY)

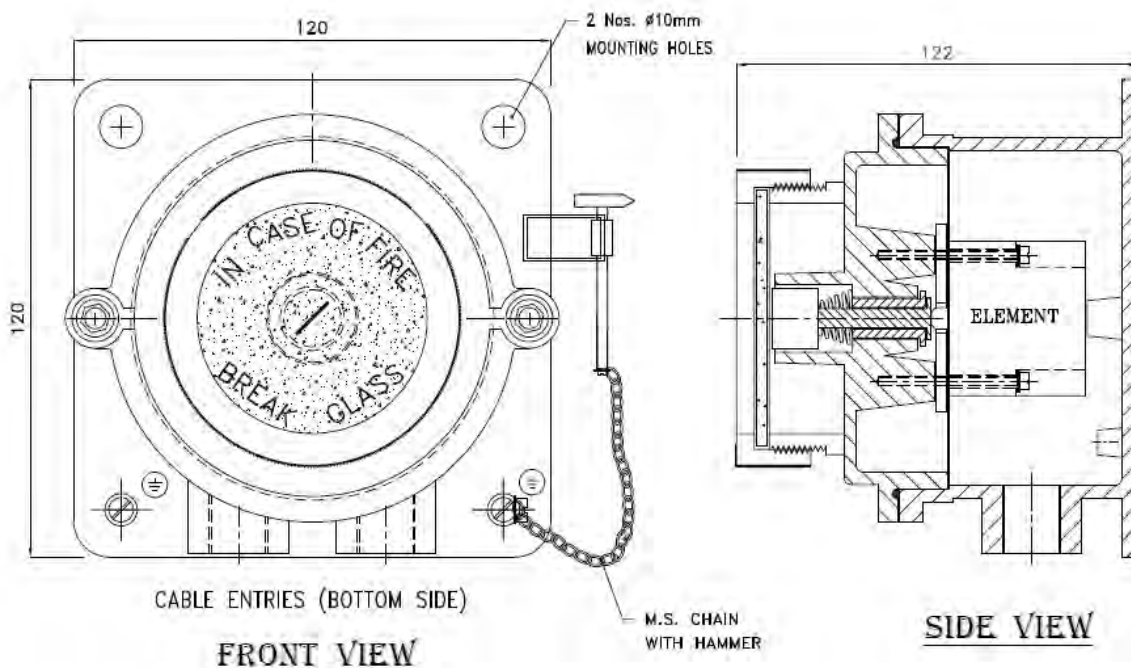
## TECHNICAL DATA:

PRODUCT	: CAT NO: FA / 2C / 2025
ENCLOSURE	: FLAME PROOF (Ex -d ), Gas Group IIA , IIB , IIC As per IS/IEC 60079-1 : 2014
PROTECTION	: WEATHER PROOF IP – 66 AS PER IS/IEC 60529:2001 (Reaffirmed 2014)
AREA & TEMP. CLASS	: Ex db IIC T6 Gb ( EX tb/tc IIIC T85 C Db/Dc (ZONE 1 & 2 & Zone 21 & 22 )
CERTIFICATION	: CIMFR, BIS, PESO
TEMPERATURE CLASS	: T6
MATERIAL	: DIE CAST ALUMINIUM ALLOY
FINISH	: EPOXY POWDER COATED SHADE AS PER IS : 5
EARTHING	: 1 No INTERNAL & 2 No's EXTERNAL
HARDWARE	: STAINLESS STEEL
GASKET	: 'O' RING ENDLESS GASKET NEOPRENE / SILICON
NAME PLATE	: SS NAME PLATE CUM WARNING PLATE
ACTUATOR	: RED COLOUR SPRING RETURN ACTUATOR
ELEMENT	: 1 NO 10 A , 415 V AC 1 NO + 1 NC ELEMENT
GLASS	: 1 NO 2 MM THICK BREAKABLE GLASS
HAMMER	: STAINLESS STEEL HAMMER ( FOR BREAKING GLASS ) WITH CHAIN
ENTRIES	: 2 Nos M20 / ½ " NPT / EQUIVALENT



## OPTIONS

SR.NO	PARTICULAR	OPTIONS
1.	MATERIAL OF CONSTRUCTION	STAINLESS STEEL
2.	GLAND & PLUG	BRASS / SS / ALUMINIUM
3.	COLOUR SHADE	631, 632, 355, 7031, 7032 etc.
4.	ELEMENT	1 NO / 1 NC OR AS PER REQUIREMENT
5.	CANOPY	M.S POWDER COATED / FRP /GI



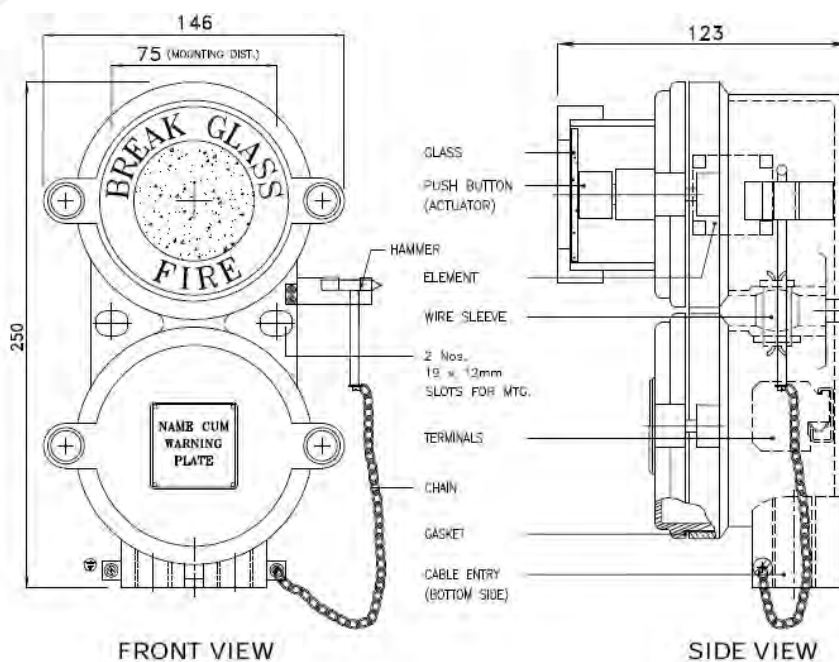
**NOTE : INCASE OF FIRE BREAK THE GLASS.**

**DATA SHEET FOR FLP FIRE ALARM WITH TERMINAL CHAMBER****TECHNICAL DATA:**

PRODUCT	: CAT NO: FA / OA/1010
ENCLOSURE	: FLAME PROOF (Ex -d ), Gas Group IIA , IIB As per IS/IEC 60079-1 : 2014
PROTECTION	: WEATHER PROOF IP – 66 AS PER IS/IEC 60529:2001 (Reaffirmed 2014)
AREA & TEMP. CLASS	: Ex db IIA,IIB T6 Gb ( EX tb/tc IIIC T85 C Db/Dc (ZONE 1 & 2 & Zone 21 & 22 )
CERTIFICATION	: CIMFR, BIS, PESO
TEMPERATURE CLASS	: T6
MATERIAL	: DIE CAST ALUMINIUM ALLOY
FINISH	: EPOXY POWDER COATED SHADE AS PER IS : 5
EARTHING	: 1 No INTERNAL & 2 No's EXTERNAL
HARDWARE	: STAINLESS STEEL
GASKET	: 'O' RING ENDLESS GASKET NEOPRENE / SILICON
NAME PLATE	: SS NAME PLATE CUM WARNING PLATE
ACTUATOR	: RED COLOUR SPRING RETURN ACTUATOR
ELEMENT	: 1 NO 10 A , 415V AC 1 NO + 1 NC ELEMENT
GLASS	: 1 NO 2 MM THICK BREAKABLE GLASS
HAMMER	: STAINLESS STEEL HAMMER (FOR BREAKING GLASS) WITH CHAIN
TERMINAL ENTRIES	: 4 NOS OF 2.5 SQ.MM CLIP ON TYPE TERMINALS. 2 Nos M20 / ½ " NPT / EQUIVALENT

**OPTIONS**

SR.NO	PARTICULAR	OPTIONS
1.	MATERIAL OF CONSTRUCTION	STAINLESS STEEL
2.	GLAND & PLUG	BRASS / SS / ALUMINIUM
3.	COLOUR SHADE	631, 632, 355, 7031, 7032 etc.
4.	ELEMENT	1 NO / 1 NC OR AS PER REQUIREMENT
5.	CANOPY	M.S POWDER COATED / FRP /GI

**NOTE : INCASE OF FIRE BREAK THE GLASS.**



# DATA SHEET FOR FLP FIRE ALARM WITH TERMINAL CHAMBER

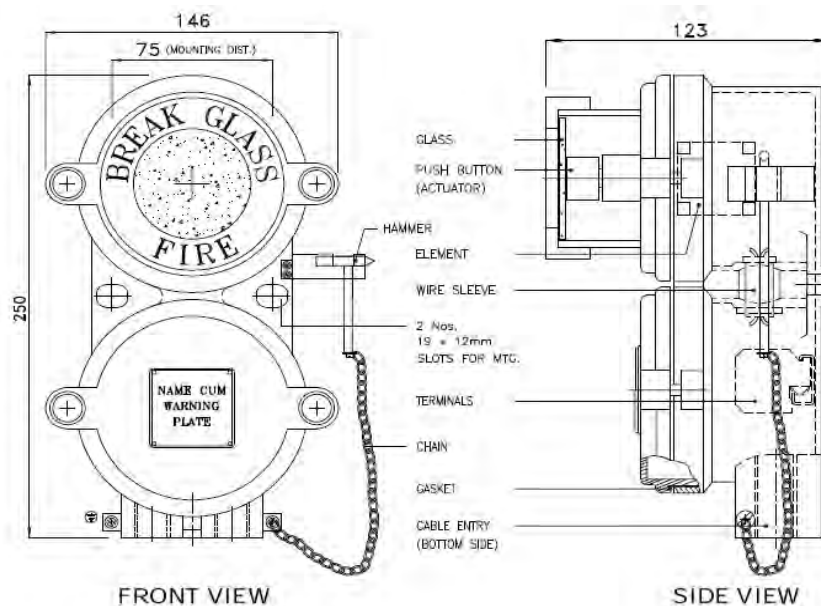
## TECHNICAL DATA:

- PRODUCT : CAT NO: FA / 2C / 2021
- ENCLOSURE : FLAME PROOF (Ex -d ), Gas Group IIA , IIB , IIC  
As per IS/IEC 60079-1 : 2014
- PROTECTION : WEATHER PROOF IP – 66 AS PER IS/IEC 60529:2001  
(Reaffirmed 2014)
- AREA & TEMP. CLASS : Ex db IIC T6 Gb ( EX tb/tc IIIC T85 C Db/Dc  
(ZONE 1 & 2 & Zone 21 & 22 )
- CERTIFICATION : CIMFR, BIS, PESO
- TEMPERATURE CLASS : T6
- MATERIAL : DIE CAST ALUMINIUM ALLOY
- FINISH : EPOXY POWDER COATED SHADE AS PER IS : 5
- EARTHING : 1 No INTERNAL & 2 No's EXTERNAL
- HARDWARE : STAINLESS STEEL
- GASKET : 'O' RING ENDLESS GASKET NEOPRENE / SILICON
- NAME PLATE : SS NAME PLATE CUM WARNING PLATE
- ACTUATOR : RED COLOUR SPRING RETURN ACTUATOR
- ELEMENT : 1 NO 10 A , 415 V AC 1 NO + 1 NC ELEMENT
- GLASS : 1 NO 2 MM THICK BREAKABLE GLASS
- HAMMER : STAINLESS STEEL HAMMER  
(FOR BREAKING GLASS) WITH CHAIN
- TERMINAL ENTRIES : 4 NOS OF 2.5 SQ.MM CLIP ON TYPE TERMINALS.  
2 Nos M20 / ½ " NPT / EQUIVALENT



### OPTIONS

SR.NO	PARTICULAR	OPTIONS
1.	MATERIAL OF CONSTRUCTION	STAINLESS STEEL
2.	GLAND & PLUG	BRASS / SS / ALUMINIUM
3.	COLOUR SHADE	631, 632, 355, 7031, 7032 etc.
4.	ELEMENT	1 NO / 1 NC OR AS PER REQUIREMENT
5.	CANOPY	M.S POWDER COATED / FRP /GI



**NOTE : INCASE OF FIRE BREAK THE GLASS.**



# DATA SHEET FOR FLP HOOTER (DRIECT ENTRY)

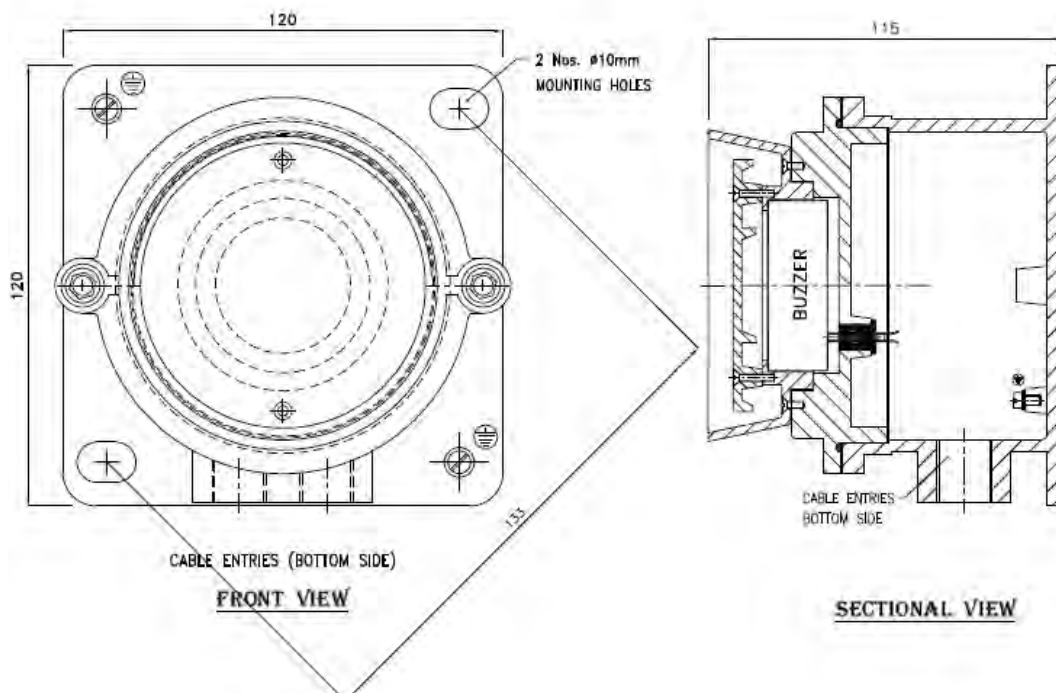
## TECHNICAL DATA:

PRODUCT	: CAT NO: HTR / 2C / 2025
ENCLOSURE	: FLAME PROOF (Ex -d ), Gas Group IIA , IIB , IIC As per IS/IEC 60079-1 : 2014
PROTECTION	: WEATHER PROOF IP – 66 AS PER IS/IEC 60529:2001 (Reaffirmed 2014)
AREA & TEMP. CLASS	: Ex db IIC T6 Gb ( EX tb/tc IIIC T85 C Db/Dc (ZONE 1 & 2 & Zone 21 & 22 )
CERTIFICATION	: CIMFR, BIS, PESO
TEMPERATURE CLASS	: T6
MATERIAL	: DIE CAST ALUMINIUM ALLOY
FINISH	: EPOXY POWDER COATED SHADE AS PER IS : 5
EARTHING	: 1 No INTERNAL & 2 No's EXTERNAL
HARDWARE	: STAINLESS STEEL
GASKET	: 'O' RING ENDLESS GASKET NEOPRENE / SILICON
NAME PLATE	: SS NAME PLATE CUM WARNING PLATE
BUZZER	: ELECTRONIC BUZZER
SOUND LEVEL	: APPROX 100 – 120 dB AUDIBLE IN 1 METER
VOLTAGE	: 230 V AC
ENTRIES	: 2 No's M20 / ½ " NPT / EQUIVALENT



## OPTIONS

SR.NO	PARTICULAR	OPTIONS
1.	MATERIAL OF CONSTRUCTION	STAINLESS STEEL
2.	GLAND & PLUG	BRASS / SS / ALUMINIUM
3.	COLOUR SHADE	631, 632, 355, 7031, 7032 etc.
4.	CANOPY	M.S POWDER COATED / FRP /GI
5.	VOLTAGE	110 V AC / DC , 24V AC / DC
6.	tone	SINGLE TONE DUAL TONE

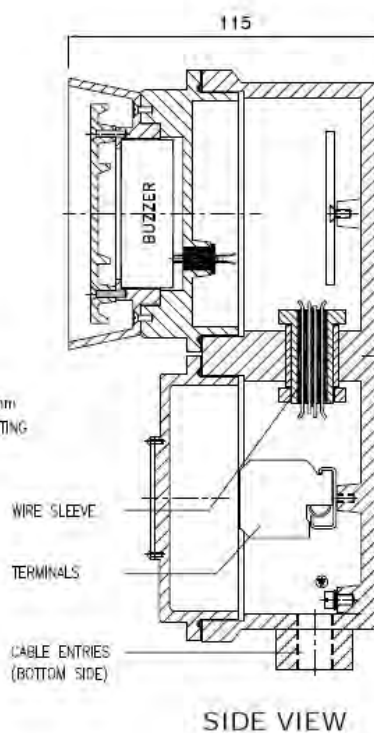
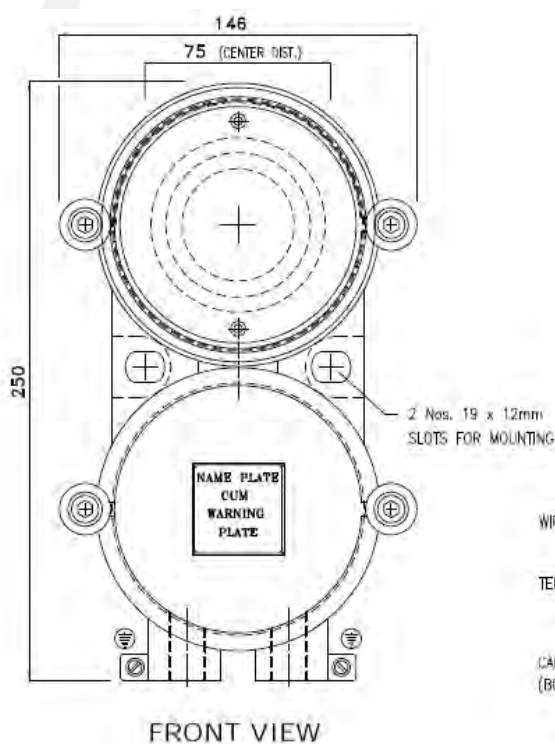


**DATA SHEET FOR FLP HOOTER WITH TERMINAL CHAMBER****TECHNICAL DATA:**

PRODUCT	: CAT NO : HTR / OA/1010
ENCLOSURE	: FLAME PROOF (Ex -d ), Gas Group IIA , IIB As per IS/IEC 60079-1 : 2014
PROTECTION	: WEATHER PROOF IP – 66 AS PER IS/IEC 60529:2001 (Reaffirmed 2014)
AREA & TEMP. CLASS	: Ex db IIA,IIB T6 Gb ( EX tb/tc IIIC T85 C Db/Dc (ZONE 1 & 2 & Zone 21 & 22 )
CERTIFICATION	: CIMFR, BIS, PESO
TEMPERATURE CLASS	: T6
MATERIAL	: DIE CAST ALUMINIUM ALLOY
FINISH	: EPOXY POWDER COATED SHADE AS PER IS : 5
EARTHING	: 1 No INTERNAL & 2 No's EXTERNAL
HARDWARE	: STAINLESS STEEL
GASKET	: 'O' RING ENDLESS GASKET NEOPRENE / SILICON
NAME PLATE	: SS NAME PLATE CUM WARNING PLATE
BUZZER	: ELECTRONIC BUZZER
SOUND LEVEL	: APPROX 100 – 120 Db AUDIBLE IN 1 METER
VOTAGE	: 230 V AC
TERMINAL	: 4 NOS OF 2.5 SQ.MM CLIP ON TYPE TERMINA
ENTRIES	: 2 Nos M20 / ½ " NPT / EQUIVALENT

**OPTIONS**

SR.NO	PARTICULAR	OPTIONS
1.	MATERIAL OF CONSTRUCTION	STAINLESS STEEL
2.	GLAND & PLUG	BRASS / SS / ALUMINIUM
3.	COLOUR SHADE	631, 632, 355, 7031, 7032 etc.
4.	CANOPY	M.S POWDER COATED / FRP / GI
5.	VOLTAGE	110 V AC / DC , 24V AC / DC
6.	TONE	SINGLE TONE DUAL TONE

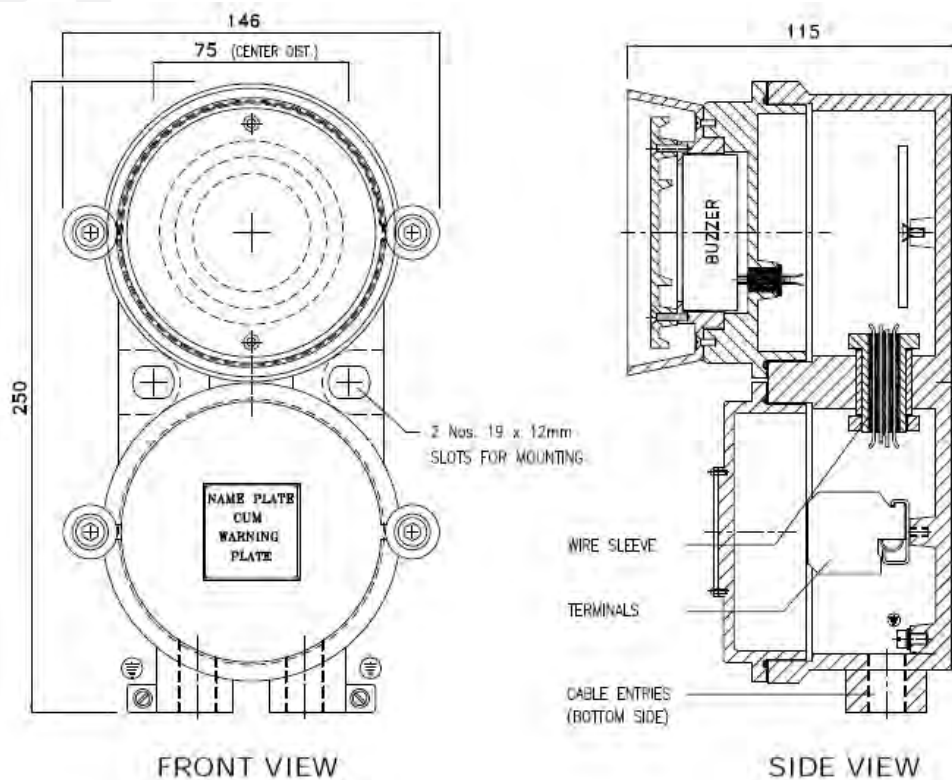


**DATA SHEET FOR FLP HOOTER WITH TERMINAL CHAMBER****TECHNICAL DATA:**

PRODUCT	: CAT NO: HTR / 2C / 2021
ENCLOSURE	: FLAME PROOF (Ex -d ), Gas Group IIA , IIB , IIC As per IS/IEC 60079-1 : 2014
PROTECTION	: WEATHER PROOF IP – 66 AS PER IS/IEC 60529:2001 (Reaffirmed 2014)
AREA & TEMP. CLASS	: Ex db IIC T6 Gb ( EX tb/tc IIIC T85 C Db/Dc (ZONE 1 & 2 & Zone 21 & 22 )
CERTIFICATION	: CIMFR, BIS, PESO
TEMPERATURE CLASS	: T6
MATERIAL	: DIE CAST ALUMINIUM ALLOY
FINISH	: EPOXY POWDER COATED SHADE AS PER IS : 5
EARTHING	: 1 No INTERNAL & 2 No's EXTERNAL
HARDWARE	: STAINLESS STEEL
GASKET	: 'O' RING ENDLESS GASKET NEOPRENE / SILICON
NAME PLATE	: SS NAME PLATE CUM WARNING PLATE
BUZZER	: ELECTRONIC BUZZER
SOUND LEVEL	: APPROX 100 – 120 Db AUDIBLE IN 1 METER
VOTAGE	: 230 V AC
TERMINAL	: 4 NOS OF 2.5 SQ.MM CLIP ON TYPE TERMINALS.
ENTRIES	: 2 Nos M20 / ½ " NPT / EQUIVALENT

**OPTIONS**

SR.NO	PARTICULAR	OPTIONS
1.	MATERIAL OF CONSTRUCTION	STAINLESS STEEL
2.	GLAND & PLUG	BRASS / SS / ALUMINIUM
3.	COLOUR SHADE	631, 632, 355, 7031, 7032 etc.
4.	CANOPY	M.S POWDER COATED / FRP /GI
5.	VOLTAGE	110 V AC / DC , 24V AC / DC
6.	TONE	SINGLE TONE DUAL TONE





# DATA SHEET FOR FLP HOOTER WITH BEACON

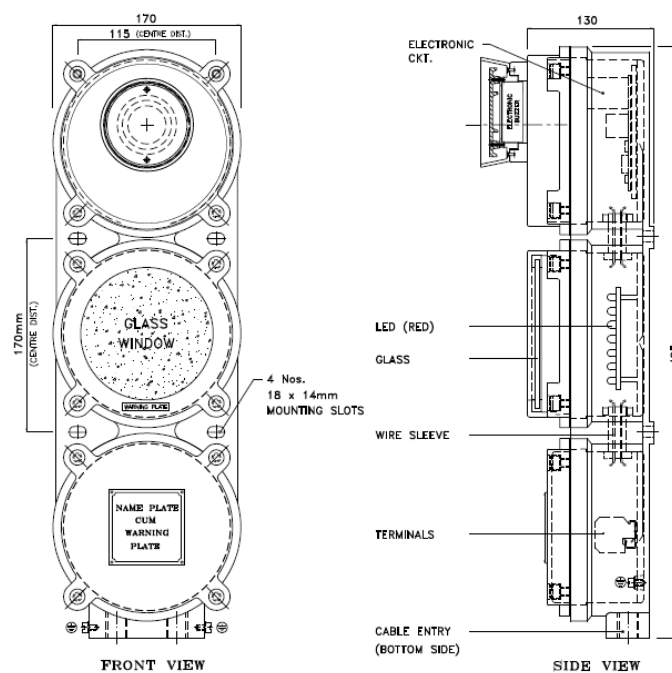
## TECHNICAL DATA:

PRODUCT	: CAT NO : DOLS / 187
ENCLOSURE	: FLAME PROOF (Ex -d ), Gas Group IIA , IIB As per IS/IEC 60079-1 : 2014
PROTECTION	: WEATHER PROOF IP – 66 AS PER IS/IEC 60529:2001 (Reaffirmed 2014)
AREA & TEMP. CLASS	: Ex db IIA,IIB T6 Gb ( EX tb/tc IIIC T85 C Db/Dc (ZONE 1 & 2 & Zone 21 & 22 )
CERTIFICATION	: CIMFR, BIS, PESO
TEMPERATURE CLASS	: T6
MATERIAL	: DIE CAST ALUMINIUM ALLOY
FINISH	: EPOXY POWDER COATED SHADE AS PER IS : 5
EARTHING	: 1 No INTERNAL & 2 No's EXTERNAL
HARDWARE	: STAINLESS STEEL
GASKET	: 'O' RING ENDLESS GASKET NEOPRENE / SILICON
NAME PLATE	: SS NAME PLATE CUM WARNING PLATE
GLASS	: HEAT RESISTANT CLEAR TOUGHENED GLASS TYPE A
LIGHT TYPE	: RED COLOUR LED , STEADY TYPE
BUZZER	: ELECTRONIC BUZZER
SOUND LEVEL	: APPROX 100 – 120 dB AUDIBLE IN 1 METER
VOTAGE	: 230 V AC
TERMINAL	: 8 NOS OF 2.5 SQ.MM CLIP ON TYPE TERMINALS.
ENTRIES	: 3 Nos M20 / ½ " NPT / EQUIVALENT



## OPTIONS

SR.NO	PARTICULAR	OPTIONS
1.	MATERIAL OF CONSTRUCTION	STAINLESS STEEL
2.	GLAND & PLUG	BRASS / SS / ALUMINIUM
3.	COLOUR SHADE	631, 632, 355, 7031, 7032 etc.
4.	CANOPY	M.S POWDER COATED / FRP /GI
5.	VOLTAGE	110V AC / DC , 24 V AC / DC
6.	tone	SINGLE / DOUBLE





# DATA SHEET FOR FLP JUNCTION BOX

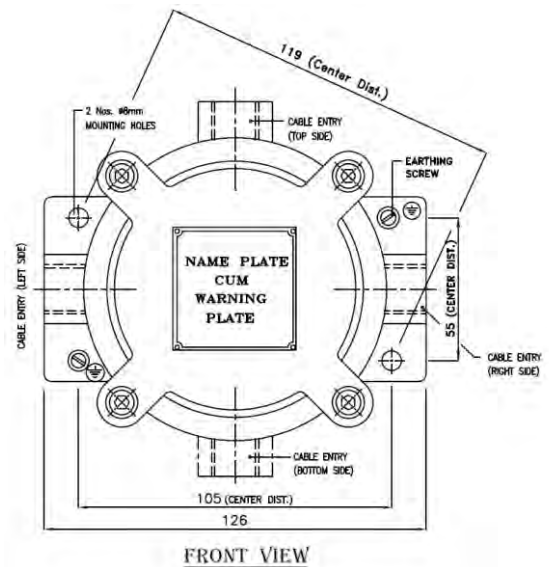
## TECHNICAL DATA:

- PRODUCT : CAT.NO.- JB/104
- ENCLOSURE : FLAME PROOF (EX-d), Gas Group IIA & IIB  
As per IS/IEC 60079-1:2007
- AREA CLASSIFICATION : Ex db IIA, IIB
- CERTIFICATION : CIMFR, BIS, PESO
- SIZE : 80MM DIA X 40MM DEPTH
- TEMPERATURE CLASS : T5
- MATERIAL : DIE CAST ALUMINIUM ALLOY
- FINISH : EPOXY POWDER COATED SHADE  
AS PER IS : 5
- EARTHING : 1 No INTERNAL & 2 No's EXTERNAL
- HARDWARE : STAINLESS STEEL
- GASKET : 'O' RING ENDLESS GASKET NEOPRENE / SILICON
- NAME PLATE : SS NAME PLATE CUM WARNING PLATE
- ENTRIES : UPTO 4 NOS M20/½" NPT OR EQUIVALENT
- VOLTAGE : 415 V AC



### OPTIONS

SR.NO	PARTICULAR	OPTIONS
1.	MATERIAL OF CONSTRUCTION	STAINLESS STEEL
2.	GLAND/PLUG	BRASS / SS / ALUMINIUM
3.	COLOUR SHADE	631, 632, 355, 7031, 7032 etc.
4.	CANOPY	G.I / FRP
5.	ENTRY	AS PER CUSTOMER REQUIREMENT
6.	TERMINAL	4 WAY 15A STRIP TYPE TERMINAL





# DATA SHEET FOR FLP JUNCTION BOX

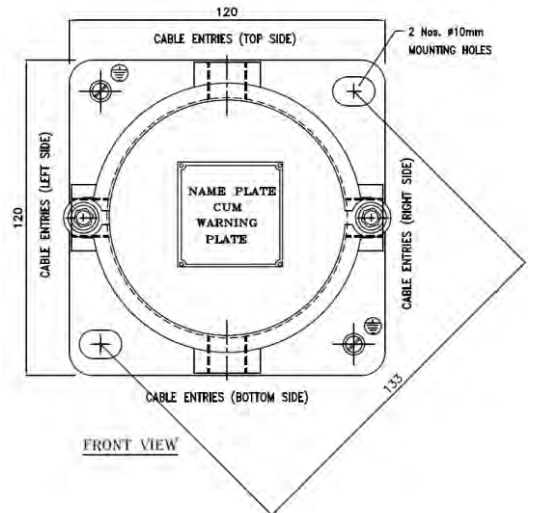
## TECHNICAL DATA:

**PRODUCT** : CAT. NO.- JB/2C/2025  
**ENCLOSURE** : FLAME PROOF (EX-d), Gas Group IIA , IIB , IIC  
 As per IS/IEC 60079-1 : 2014  
**PROTECTION** : WEATHER PROOF IP – 66 AS PER IS/IEC 60529:2001  
 (Reaffirmed 2014)  
**AREA CLASSIFICATION** : Ex db IIC T6 Gb ( EX tb / tc IIIC T85 C Db/Dc  
 ( ZONE 1 & 2 & Zone 21 & 22 )  
**CERTIFICATION** : CMIFR, BIS, PESO  
**SIZE** : 100MM DIA X 60MM DEPTH  
**TEMPERATURE CLASS** : T 6  
**MATERIAL** : DIE CAST ALUMINIUM ALLOY  
**FINISH** : EPOXY POWDER COATED SHADE AS PER IS : 5  
**EARTHING** : 1 No INTERNAL & 2 No's EXTERNAL  
**HARDWARE** : STAINLESS STEEL  
**GASKET** : 'O' RING ENDLESS GASKET NEOPRENE / SILICON  
**NAME PLATE** : SS NAME PLATE CUM WARNING PLATE  
**ENTRIES** : 4 NOS M20/ 1/2" NPT / EQUIVALENT OR UP TO M25  
**VOLTAGE** : 415 V AC



### OPTIONS

SR.NO	PARTICULAR	OPTIONS
1.	MATERIAL OF CONSTRUCTION	STAINLESS STEEL
2.	GLAND/PLUG	BRASS / SS / ALUMINIUM
3.	COLOUR SHADE	631, 632, 355, 7031, 7032 etc.
4.	CANOPY	G.I / FRP
5.	ENTRY	AS PER CUSTOMER REQUIREMENT
6.	TERMINAL	4 NOS 15A STRIP TYPE TERMINAL OR 4NOS OF 2.5 SQMM CLIP ON TYPE TERMINAL





# DATA SHEET FOR FLP JUNCTION BOX

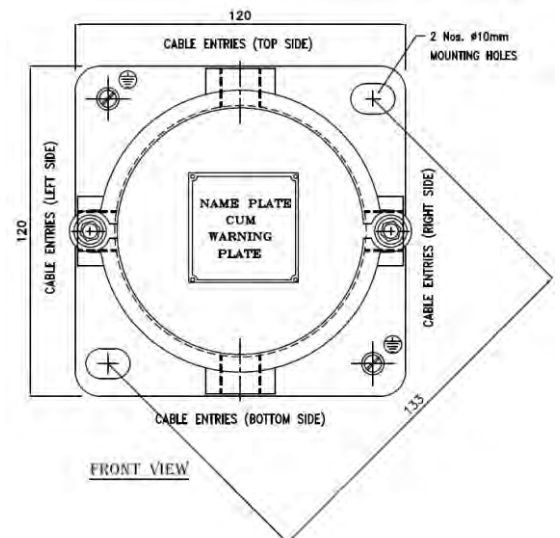
## TECHNICAL DATA:

PRODUCT	:	CAT. NO.- JB/2C/2025
ENCLOSURE	:	FLAME PROOF (EX-d), Gas Group IIA , IIB , IIC As per IS/IEC 60079-1 : 2014
PROTECTION	:	WEATHER PROOF IP – 66 AS PER IS/IEC 60529:2001 (Reaffirmed 2014)
AREA CLASSIFICATION	:	Ex db IIC T6 Gb ( EX tb / tc IIIC T85 C Db/Dc ( ZONE 1 & 2 & Zone 21 & 22 )
CERTIFICATION	:	CMIFR, BIS, PESO
SIZE	:	100MM DIA X 60MM DEPTH
TEMPERATURE CLASS	:	T 6
MATERIAL	:	DIE CAST ALUMINIUM ALLOY
FINISH	:	EPOXY POWDER COATED SHADE AS PER IS : 5
EARTHING	:	1 No INTERNAL & 2 No's EXTERNAL
HARDWARE	:	STAINLESS STEEL
GASKET	:	'O' RING ENDLESS GASKET NEOPRENE / SILICON
NAME PLATE	:	SS NAME PLATE CUM WARNING PLATE
ENTRIES	:	4 NOS M20/ ½" NPT / EQUIVALENT OR UP TO M25
VOLTAGE	:	415 V AC



## OPTIONS

SR.NO	PARTICULAR	OPTIONS
1.	MATERIAL OF CONSTRUCTION	STAINLESS STEEL
2.	GLAND/PLUG	BRASS / SS / ALUMINIUM
3.	COLOUR SHADE	631, 632, 355, 7031, 7032 etc.
4.	CANOPY	G.I / FRP
5.	ENTRY	AS PER CUSTOMER REQUIREMENT
6.	TERMINAL	4 NOS 15A STRIP TYPE TERMINAL OR 4NOS OF 2.5 SQMM CLIP ON TYPE TERMINAL





# DATA SHEET FOR FLP JUNCTION BOX

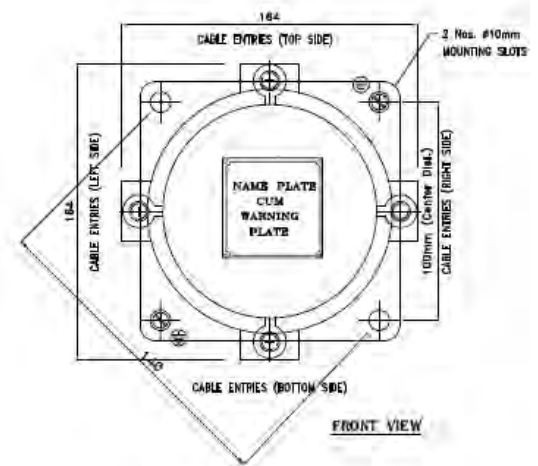
## TECHNICAL DATA:

PRODUCT	: CAT. NO.- JB/2C/147
ENCLOSURE	: FLAME PROOF (EX-d), Gas Group IIA , IIB , IIC As per IS/IEC 60079-1 : 2014
PROTECTION	: WEATHER PROOF IP – 66 AS PER IS/IEC 60529:2001 (Reaffirmed 2014)
AREA CLASSIFICATION	: Ex db IIC T6 Gb ( EX tb / tc IIIC T85 C Db/Dc ( ZONE 1 & 2 & Zone 21 & 22 )
CERTIFICATION	: CIMFR, BIS, PESO
SIZE	: 125MM DIA X 70MM DEPTH
TEMPERATURE CLASS	: T 6
MATERIAL	: DIE CAST ALUMINIUM ALLOY
FINISH	: EPOXY POWDER COATED SHADE AS PER IS : 5
EARTHING	: 1 No INTERNAL & 2 No's EXTERNAL
HARDWARE	: STAINLESS STEEL
GASKET	: 'O' RING ENDLESS GASKET NEOPRENE / SILICON
NAME PLATE	: SS NAME PLATE CUM WARNING PLATE
ENTRIES	: 4 Nos.UPTO M25/ ¾" NPT / EQUIVALENT
VOLTAGE	: 415 V AC



## OPTIONS

SR.NO	PARTICULAR	OPTIONS
1.	MATERIAL OF CONSTRUCTION	STAINLESS STEEL
2.	GLAND/PLUG	BRASS / SS / ALUMINIUM
3.	COLOUR SHADE	631, 632, 355, 7031, 7032 etc.
4.	CANOPY	G.I / FRP
5.	ENTRY	AS PER CUSTOMER REQUIREMENT
6.	TERMINAL	UPTO 12NOS OF 2.5 SQMM CLIP TYPE OR AS PER CUSTOMER REQUIREMENT





## DATA SHEET FOR FLP JUNCTION BOX

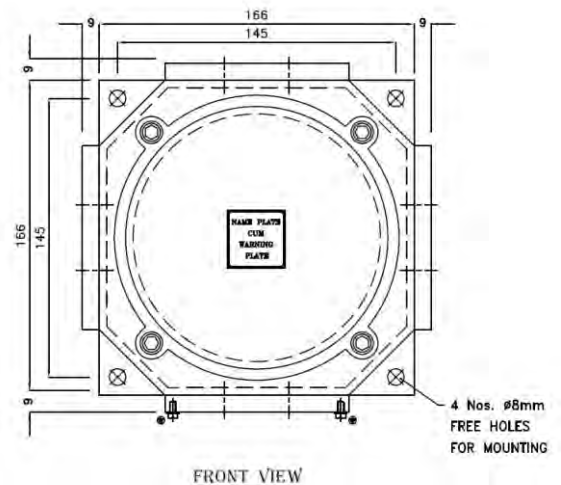
### TECHNICAL DATA:

PRODUCT	:	CAT.NO.- JB/2C/217
ENCLOSURE	:	FLAME PROOF (EX-d), Gas Group IIA , IIB , IIC As per IS/IEC 60079-1 : 2014
PROTECTION	:	WEATHER PROOF IP – 66 AS PER IS/IEC 60529:2001 (Reaffirmed 2014)
AREA CLASSIFICATION	:	Ex db IIC T6 Gb ( EX tb / tc IIIC T85 C Db/Dc ( ZONE 1 & 2 & Zone 21 & 22 )
CERTIFICATION	:	CIMFR, BIS, PESO
SIZE	:	160mm X 160mm X 90mm DEPTH
TEMPERATURE CLASS	:	T 6
MATERIAL	:	DIE CAST ALUMINIUM ALLOY
FINISH	:	EPOXY POWDER COATED SHADE AS PER IS : 5
EARTHING	:	1 No INTERNAL & 2 No's EXTERNAL
HARDWARE	:	STAINLESS STEEL
GASKET	:	'O' RING ENDLESS GASKET NEOPRENE / SILICON
NAME PLATE	:	SS NAME PLATE CUM WARNING PLATE
ENTRIES	:	AS PER CUSTOMER REQUIREMENT
VOLTAGE	:	415 V AC



### OPTIONS

SR.NO	PARTICULAR	OPTIONS
1.	MATERIAL OF CONSTRUCTION	STAINLESS STEEL
2.	GLAND/PLUG	BRASS / SS / ALUMINIUM
3.	COLOUR SHADE	631, 632, 355, 7031, 7032 etc.
4.	CANOPY	G.I / FRP
5.	ENTRY	AS PER CUSTOMER REQUIREMENT
6.	TERMINAL	CLIP ON TYPE TERMINAL UPTO 16 NOS OF 2.5 SQ.MM OR CUSTOMER REQUIREMENT






# DATA SHEET FOR FLP JUNCTION BOX

## TECHNICAL DATA:

PRODUCT	:	CAT. NO.- RCP/215
ENCLOSURE	:	FLAME PROOF (EX-d), Gas Group IIA & IIB As per IS/IEC 60079-1: 2014
PROTECTION	:	WEATHER PROOF IP – 66 AS PER IS/IEC 60529:2001 (Reaffirmed 2014)
AREA CLASSIFICATION	:	Ex db IIA,IIB T6 Gb(EX tb/tc IIIC T85 C Db/Dc (ZONE 1&2& Zone 21 & 22 )
CERTIFICATION	:	CIMFR, BIS, PESO
TEMPERATURE CLASS	:	T 6
MATERIAL	:	DIE CAST ALUMINIUM ALLOY
FINISH	:	EPOXY POWDER COATED SHADE AS PER IS : 5
EARTHING	:	1 No INTERNAL & 2 No's EXTERNAL
HARDWARE	:	STAINLESS STEEL
GASKET	:	'O' RING ENDLESS GASKET NEOPRENE / SILICON
NAME PLATE	:	SS NAME PLATE CUM WARNING PLATE
ENTRIES	:	AS PER CUSTOMER REQRUMENT
TERMINAL	:	COMBINATION AS PER CUSTOMER REQUIREMENT
VOLTAGE	:	415 V AC

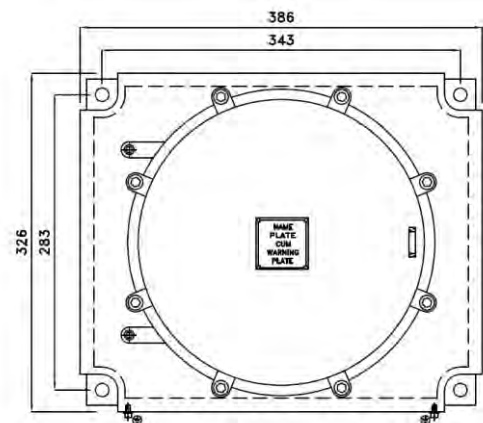


## OPTIONS

SR.NO	PARTICULAR	OPTIONS
1.	MATERIAL OF CONSTRUCTION	STAINLESS STEEL
2.	GLAND/PLUG	BRASS / SS / ALUMINIUM
3.	COLOUR SHADE	631, 632, 355, 7031, 7032 etc.
4.	CANOPY	G.I / FRP
5.	INTERNAL COMPONENTS	CU./AL. BUSBAR

## SELECTION CHART

SR NO	INTERNAL SIZE	TERMINAL (2.5 sq mm) (MAX)	MODEL TYPE
1.	300mm X 360mm X 110mm To 250 mm	60 Nos	B1
2.	300mm X 325mm X 110mm To 250 mm	48 Nos	B2
3.	300mm X 250mm X 110mm To 250 mm	40 Nos	B3
4.	250mm X 200mm X 110mm To 250 mm	24 Nos	B4



FRONT VIEW



# DATA SHEET FOR FLP JUNCTION BOX

## TECHNICAL DATA:

- PRODUCT : CAT. NO.- MCDB/186
- ENCLOSURE : F FLAME PROOF(EX-d), Gas Group IIA & IIB  
As per IS/IEC 60079-1: 2014
- PROTECTION : WEATHER PROOF IP – 66 AS PER IS/IEC 60529:2001  
(Reaffirmed 2014)
- AREA CLASSIFICATION : Ex db IIA T6 Gb ( EX tb/tc IIIC T85 C Db/Dc  
(ZONE 1 & 2 & Zone 21 & 22)
- CERTIFICATION : CIMFR, BIS, PESO
- TEMPERATURE CLASS : T 6
- MATERIAL : DIE CAST ALUMINIUM ALLOY
- FINISH : EPOXY POWDER COATED SHADE AS PER IS : 5
- EARTHING : 1 No INTERNAL & 2 No's EXTERNAL
- HARDWARE : STAINLESS STEEL
- GASKET : 'O' RING ENDLESS GASKET NEOPRENE / SILICON
- NAME PLATE : SS NAME PLATE CUM WARNING PLATE
- ENTRIES : AS PER CUSTOMER REQUIREMENT
- TERMINAL : COMBINATION AS PER CUSTOMER REQUIREMENT
- VOLTAGE : 415 V AC

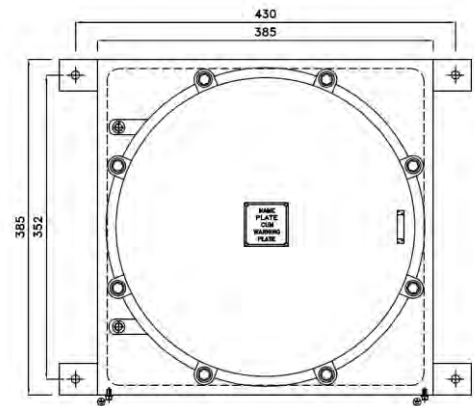


### OPTIONS

SR.NO	PARTICULAR	OPTIONS
1.	MATERIAL OF CONSTRUCTION	STAINLESS STEEL
2.	GLAND/PLUG	BRASS / SS / ALUMINIUM
3.	COLOUR SHADE	631, 632, 355, 7031, 7032 etc.
4.	CANOPY	G.I / FRP
5.	INTERNAL COMPONENTS	CU./AL. BUSBAR

### SELECTION CHART

SR NO	INTERNAL SIZE	NO	TERMINAL 2.5 Sq_MM (MAX)	MODEL
1.	355mm X 355mm X 110mm To 255 mm		60 Nos	B1
2.	255mm X 255mm X 110mm To 255 mm		40 Nos	B2
3.	225mm X 225mm X 110mm To 255 mm		30 Nos	B3
4.	155mm X 155mm X 110mm To 255 mm		16 Nos	B4
5.	430mm X 430mm X 140mm To 290 mm		100 Nos	B5



FRONT VIEW



# DATA SHEET FOR FLP JUNCTION BOX

## TECHNICAL DATA:

- PRODUCT : CAT. NO.- RCP/221
- ENCLOSURE : FLAME PROOF (EX-d), Gas Group IIA & IIB  
As per IS/IEC 60079-1 : 2014
- PROTECTION : WEATHER PROOF IP – 66 AS PER IS/IEC 60529:2001  
(Reaffirmed 2014)
- AREA CLASSIFICATION : Ex db IIA,IIB T6 Gb (EX tb/tc IIIC T85 C Db/Dc  
(ZONE 1 & 2 & Zone 21 & 22)
- CERTIFICATION : CIMFR, BIS, PESO
- TEMPERATURE CLASS : T 6
- MATERIAL : DIE CAST ALUMINIUM ALLOY
- FINISH : EPOXY POWDER COATED SHADE AS PER IS : 5
- EARTHING : 1 No INTERNAL & 2 No's EXTERNAL
- HARDWARE : STAINLESS STEEL
- GASKET : 'O' RING ENDLESS GASKET NEOPRENE / SILICON
- NAME PLATE : SS NAME PLATE CUM WARNING PLATE
- ENTRIES : AS PER CUSTOMER REQRMENT
- TERMINAL : COMBINATION AS PER CUSTOMER REQRMENT
- VOLTAGE : 415 V AC

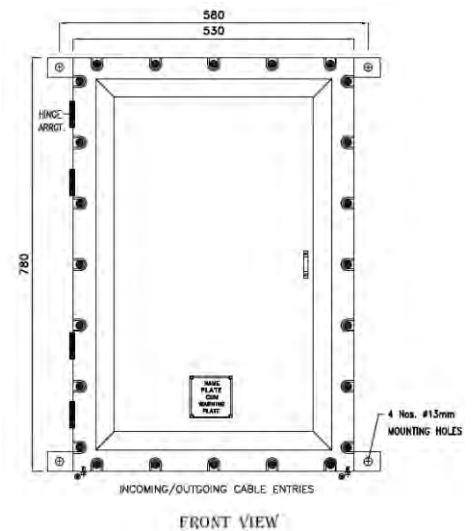


### OPTIONS

SR.NO	PARTICULAR	OPTIONS
1.	MATERIAL OF CONSTRUCTION	STAINLESS STEEL
2.	GLAND/PLUG	BRASS / SS / ALUMINIUM
3.	COLOUR SHADE	631/ 632/ 355/ 7031/ 7032 etc.
4.	CANOPY	G.I / FRP
5.	INTERNAL COMPONENTS	CU./AL. BUSBAR

### SELECTION CHART

SR NO	INTERNAL SIZE	TERMINAL (2.5 sq mm) (MAX)	MODEL NO
1.	750mm X 500mm X 250mm	250 Nos	B1
2.	575mm X 450mm X 250mm	200 Nos	B2
3.	452mm X 452mm X 250mm	120 Nos	B3
4.	475mm X 335mm X 190mm To 245mm	100 Nos	B4
5.	390mm X 400mm X 170mm	100 Nos	B5
6.	680mm X 620mm X 350mm	250 Nos	B6
7.	575mm X 525mm X 165mm To 275mm	200 Nos	B7






# DATA SHEET FOR FLP JUNCTION BOX

## TECHNICAL DATA:

PRODUCT	: CAT. NO. – RCP/2C/2022
ENCLOSURE	: FLAME PROOF (EX-d), Gas Group IIA , IIB , IIC As per IS/IEC 60079-1 : 2014
PROTECTION	: WEATHER PROOF IP – 66 AS PER IS/IEC 60529:2001 (Reaffirmed 2014)
AREA CLASSIFICATION	: Ex db IIC T6 Gb ( EX tb / tc IIIC T85 C Db/Dc ( ZONE 1 & 2 & Zone 21 & 22 )
CERTIFICATION	: CIMFR, BIS, PESO
TEMPERATURE CLASS	: T 6
MATERIAL	: DIE CAST ALUMINIUM ALLOY
FINISH	: EPOXY POWDER COATED SHADE AS PER IS :5
EARTHING	: 1 No INTERNAL & 2 No's EXTERNAL
HARDWARE	: STAINLESS STEEL
GASKET	: O' RING ENDLESS GASKET NEOPRENE / SILICON
NAME PLATE	: SS NAME PLATE CUM WARNING PLATE
ENTRIES	: AS PER CUSTOMER REQRUMENT
TERMINAL	: COMBINATION AS PER CUTOMER REQUIRMENT
VOLTAGE	: 415 V AC

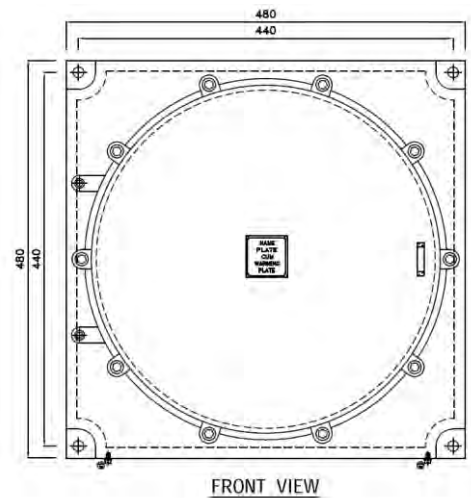


## OPTIONS

SR.NO	PARTICULAR	OPTIONS
1.	MATERIAL OF CONSTRUCTION	STAINLESS STEEL
2.	GLAND/PLUG	BRASS / SS / ALUMINIUM
3.	COLOUR SHADE	631, 632, 355, 7031, 7032 etc.
4.	CANOPY	G.I /FRP
5.	INTERNAL COMPONENTS	CU/AL. BUSBAR/SWITCHGEARS COMPONENTS etc..

## SELECTION CHART

SR NO	INTERNAL SIZE	L NO TERMINAL (2.5 sq mm) (MAX)	MODE
1.	430mm X 430mm X 140mm To 290mm	100 Nos	B1
2.	355mm X 355mm X 110mm To 250mm	60 Nos	B3
3.	360mm X 300mm X 110mm To 250mm	60 Nos	B4
4.	325mm X 300mm X 110mm To 250mm	60 Nos	B5
5.	300mm X 250mm X 110mm To 250mm	40 Nos	B6
6.	250mm X 200mm x 110mm To 210mm	45 Nos	B7
7.	525mm X 525mm X 190mm	200 Nos	B8





# DATA SHEET FOR FLP JUNCTION BOX

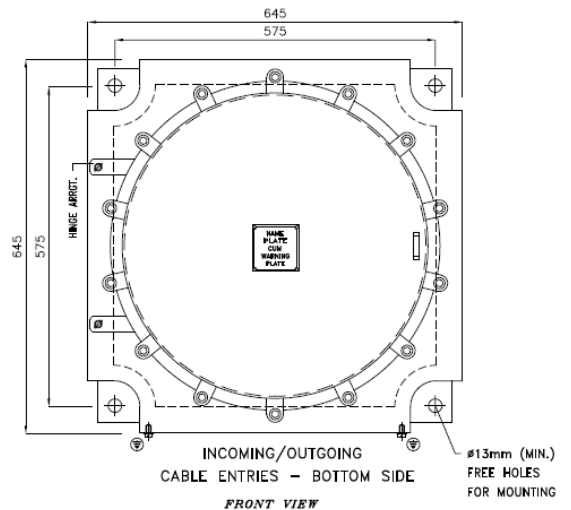
## TECHNICAL DATA:

- PRODUCT : CAT. NO.- RCP/222
- ENCLOSURE : FLAME PROOF(EX-d ),Gas Group IIA,IIB,IIC  
As per IS/IEC 60079-1 : 2014
- PROTECTION : WEATHER PROOF IP – 66 AS PER IS/IEC 60529:2001  
(Reaffirmed 2014)
- AREA CLASSIFICATION : EEx db IIC T6 Gb (EX tb/tc IIIC T85 C Db/Dc  
(ZONE 1 & 2 & Zone 21 & 22 )
- CERTIFICATION : CIMFR, BIS, PESO
- SIZE : 615MM x 615MM x 240MM (INTERNAL)
- TEMPERATURE CLASS : T 6
- MATERIAL : DIE CAST ALUMINIUM ALLOY
- FINISH : EPOXY POWDER COATED SHADE AS PER IS : 5
- EARTHING : 1 No INTERNAL & 2 No's EXTERNAL
- HARDWARE : STAINLESS STEEL
- GASKET : 'O' RING ENDLESS GASKET NEOPRENE / SILICON
- NAME PLATE : SS NAME PLATE CUM WARNING PLATE
- ENTRIES : AS PER CUSTOMER REQRUMENT
- TERMINAL : COMBINATION AS PER COUSTOMER REQUIREMENT
- VOLTAGE : 415 V AC



### OPTIONS

SR. NO	PARTICULAR	OPTIONS
1.	MATERIAL OF CONSTRUCTION	STAINLESS STEEL
2.	GLAND/PLUG	BRASS / SS / ALUMINIUM
3.	COLOUR SHADE	631, 632, 355, 7031, 7032 etc.
4.	CANOPY	G.I / FRP
5.	INTERNAL COMPONENTS	CU./AL. BUSBAR/SWITCHEGARS COMPONENTS, etc..





**DATA SHEET FOR FLP DIRECT ON LINE STARTER ( DOLS) WITH SWITCH (UP TO 15HP)**

**TECHNICAL DATA:**

- PRODUCT** : CAT NO : DOLS / OA / 174
- ENCLOSURE** : FLAME PROOF (Ex –d ), Gas Group IIA, IIB, As per IS/IEC 60079-1 : 2007
- PROTECTION** : WEATHER PROOF IP – 66 AS PER IS/IEC 60529:2001
- AREA & TEMP. CLASS CERTIFICATION** : Ex d IIB T6 IP 66 (ZONE 1 & 2 & Zone 21 & 22 )
- TEMPERATURE CLASS** : T6
- MATERIAL** : DIE CAST ALUMINIUM ALLOY
- FINISH** : EPOXY POWDER COATED SHADE AS PER IS : 5
- EARTHING** : 1 No INTERNAL & 2 No’s EXTERNAL
- HARDWARE** : STAINLESS STEEL
- GASKET** : 'O' RING ENDLESS GASKET NEOPRENE / SILICON
- NAME PLATE** : SS NAME PLATE CUM WARNING PLATE
- SWITCH** : RATING AS PER TABLE
- ACTUATOR** : 1 NO GREEN COLOUR SPRING RETURN TYPE & 1 NO RED COLOUR MUSHROOM HEAD (PRESS & TURN TO STOP & REVERSE TURN TO RELEASE TYPE) ACTUATOR.
- ELEMENT ENTRIES** : 2 NO 10 A , 415 V AC 1 NO + 1 NC ELEMENT : 2 Nos M20 / ½ “ NPT / EQUIVALENT/ UPTO M25

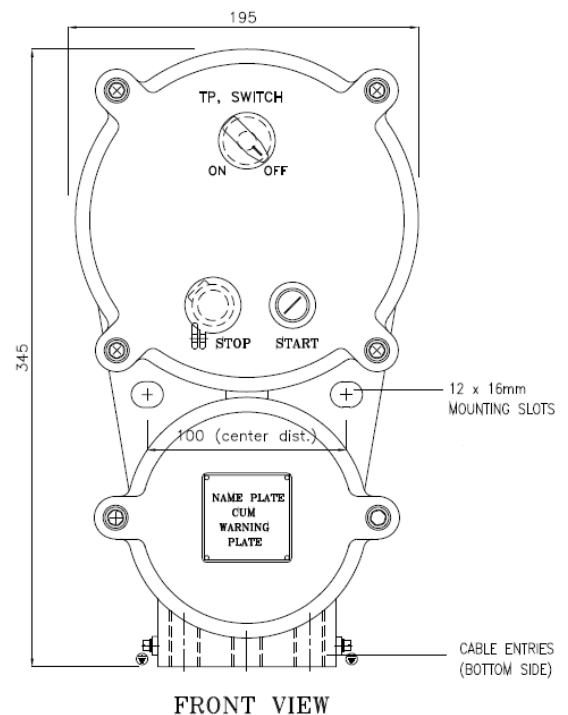


**OPTIONS**

SR.NO	PARTICULAR	OPTIONS
1.	MATERIAL OF CONSTRUCTION	STAINLESS STEEL
2.	GLAND & PLUG	BRASS / SS / ALUMINIUM
3.	COLOUR SHADE	631, 632, 355, 7031, 7032 etc.
4.	CANOPY	M.S POWDER COATED / FRP / GI

**SELECTION CHART**

MOTOR RATING	CONTACTOR	O/L RELAY	TERMINALS	SWITCH
0.5 HP MOTOR	1 NO 9 AMPS	1 NO 0.8 - 1.17 A	6 NOS 2.5 Sq.mm	16 AMPS TP
1 HP MOTOR	1 NO 9 AMPS	1 NO 1.6 - 2.3 A	6 NOS 2.5 Sq.mm	16 AMPS TP
2 HP MOTOR	1 NO 9 AMPS	1 NO 2.5 - 3.7 A	6 NOS 2.5 Sq.mm	16 AMPS TP
5 HP MOTOR	1 NO 9 AMPS	1 NO 6.3 - 9.4 A	6 NOS 2.5 Sq.mm	16 AMPS TP
7.5 HP MOTOR	1 NO 12 AMPS	1 NO 8 - 11.7 A	6 NOS 2.5 Sq.mm	20 AMPS TP
10 HP MOTOR	1 NO 16 AMPS	1 NO 12.5 - 18.7 A	6 NOS 4 Sq.mm	25 AMPS TP
15 HP MOTOR	1 NO 25 AMPS	1 NO 14 - 23 A	6 NOS 4 Sq.mm	32 AMPS TP



FRONT VIEW



## DATA SHEET FOR FLP DIRECT ON LINE STARTER ( DOLS) WITH SWITCH (UP TO 15HP)

## TECHNICAL DATA:

PRODUCT	: CAT NO : RCP/ 2015
ENCLOSURE	: FLAME PROOF (Ex –d ), Gas Group IIA, IIB, IIC As per IS/IEC 60079-1 : 2014
PROTECTION	: WEATHER PROOF IP – 66 AS PER IS/IEC 60529:2001 (Reaffirmed 2014)
AREA & TEMP. CLASS	: Ex db IIC T6 Gb ( EX tb/tc IIIC T85 C Db/Dc (ZONE 1 & 2 & Zone 21 & 22 )
CERTIFICATION	: CIMFR, BIS, PESO
TEMPERATURE CLASS	: T6
MATERIAL	: DIE CAST ALUMINIUM ALLOY
FINISH	: EPOXY POWDER COATED SHADE AS PER IS : 5
EARTHING	: 1 No INTERNAL & 2 No's EXTERNAL
HARDWARE	: STAINLESS STEEL
GASKET	: 'O' RING ENDLESS GASKET NEOPRENE / SILICON
NAME PLATE	: SS NAME PLATE CUM WARNING PLATE
SWITCH	: RATING AS PER TABLE
ACTUATOR	: 1 NO GREEN COLOUR SPRING RETURN TYPE & 1 NO RED COLOUR MUSHROOM HEAD (PRESS & TURN TO STOP & REVERSE TURN TO RELEASE TYPE) ACTUATOR.
ELEMENT	: 2 NO 10 A , 415 V AC 1 NO + 1 NC ELEMENT
ENTRIES	: 2 Nos M20 / ½ " NPT / EQUIVALENT UPTO M25

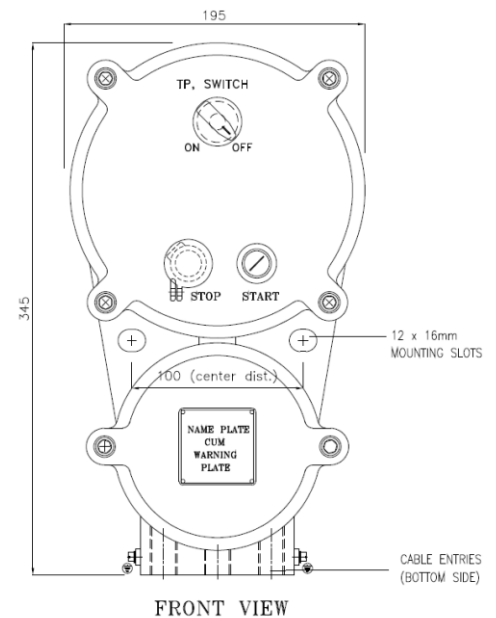


## OPTIONS

SR.NO	PARTICULAR	OPTIONS
1.	MATERIAL OF CONSTRUCTION	STAINLESS STEEL
2.	GLAND & PLUG	BRASS / SS / ALUMINIUM
3.	COLOUR SHADE	631, 632, 355, 7031, 7032 etc.
4.	CANOPY	M.S POWDER COATED / FRP /GI

## SELECTION CHART

MOTOR RATING	CONTACTOR	O/L RELAY	TERMINALS	SWITCH
0.5 HP MOTOR	1 NO 9 AMPS	1 NO 0.8 - 1.17 A	6 NOS 2.5 Sq.mm	16 AMPS TP
1 HP MOTOR	1 NO 9 AMPS	1 NO 1.6 - 2.3 A	6 NOS 2.5 Sq.mm	16 AMPS TP
2 HP MOTOR	1 NO 9 AMPS	1 NO 2.5 - 3.7 A	6 NOS 2.5 Sq.mm	16 AMPS TP
5 HP MOTOR	1 NO 9 AMPS	1 NO 6.3 - 9.4 A	6 NOS 2.5 Sq.mm	16 AMPS TP
7.5 HP MOTOR	1 NO 12 AMPS	1 NO 8 - 11.7 A	6 NOS 2.5 Sq.mm	20 AMPS TP
10 HP MOTOR	1 NO 16 AMPS	1 NO 12.5 - 18.7 A	6 NOS 4 Sq.mm	25 AMPS TP
15 HP MOTOR	1 NO 25 AMPS	1 NO 14 - 23 A	6 NOS 4 Sq.mm	32 AMPS TP





## DATA SHEET FOR FLP DIRECT ON LINE STARTER ( DOLS) WITH SWITCH (20 HP)

## TECHNICAL DATA:

PRODUCT	: CAT NO : CGB / 131
ENCLOSURE	: FLAME PROOF (Ex -d ), Gas Group IIA, IIB, IIC As per IS/IEC 60079-1 : 2014
PROTECTION	: WEATHER PROOF IP – 66 AS PER IS/IEC 60529:2001 (Reaffirmed 2014)
AREA & TEMP. CLASS	: Ex db IIC T6 Gb ( EX tb/tc IIIC T85 C Db/Dc (ZONE 1 & 2 & Zone 21 & 22 )
CERTIFICATION	: CIMFR, BIS, PESO
TEMPERATURE CLASS	: T6
MATERIAL	: DIE CAST ALUMINIUM ALLOY
FINISH	: EPOXY POWDER COATED SHADE AS PER IS : 5
EARTHING	: 1 NO INTERNAL & 2 No's EXTERNAL
HARDWARE	: STAINLESS STEEL
GASKET	: 'O' RING ENDLESS GASKET NEOPRENE / SILICON
NAME PLATE	: SS NAME PLATE CUM WARNING PLATE
SWITCH	: RATING AS PER TABLE
ACTUATOR	: 1 NO GREEN COLOUR SPRING RETURN TYPE & 1 NO RED COLOUR MUSHROOM HEAD (PRESS & TURN TO STOP & REVERSE TURN TO RELEASE TYPE) ACTUATOR.
ELEMENT	: 2 NO 10 A , 415 V AC 1 NO + 1 NC ELEMENT
ENTRIES	: 2 Nos M32 / 1 1/4 " NPT / EQUIVALENT

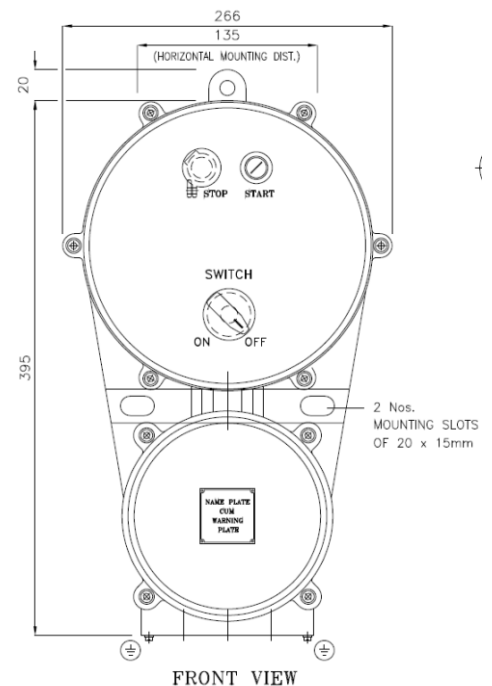


## OPTIONS

SR.NO	PARTICULAR	OPTIONS
1.	MATERIAL OF CONSTRUCTION	STAINLESS STEEL
2.	GLAND & PLUG	BRASS / SS / ALUMINIUM
3.	COLOUR SHADE	631, 632, 355, 7031, 7032 etc.
4.	CANOPY	M.S POWDER COATED / FRP /GI

## SELECTION CHART

MATERIAL	20 HP MOTOR
CONTACTOR	1 NO 32 AMPS
O/L RELAY	1 NO 25 - 32 A
TERMINALS	6 NOS 6 Sq.mm
SWITCH	40 AMPS TP





## DATA SHEET FOR FLP DIRECT ON LINE STARTER ( DOLS ) WITHOUT SWITCH ( UP TO 20HP)

## TECHNICAL DATA:

PRODUCT	: CAT NO : DOLS / OA / 174
ENCLOSURE	: FLAME PROOF (Ex -d ), Gas Group IIA, IIB, As per IS/IEC 60079-1 : 2007
PROTECTION	: WEATHER PROOF IP – 66 AS PER IS/IEC 60529:2001
AREA & TEMP . CLASS	: Ex d IIB T6 IP 66 ( ZONE 1 & 2 & Zone 21 & 22 )
CERTIFICATION	: CIMFR, BIS, PESO
TEMPERATURE CLASS	: T6
MATERIAL	: DIE CAST ALUMINIUM ALLOY
FINISH	: EPOXY POWDER COATED SHADE AS PER IS : 5
EARTHING	: 1 No INTERNAL & 2 No's EXTERNAL
HARDWARE	: STAINLESS STEEL
GASKET	: 'O' RING ENDLESS GASKET NEOPRENE / SILICON
NAME PLATE	: SS NAME PLATE CUM WARNING PLATE
SWITCH	: RATING AS PER TABLE
ACTUATOR	: 1 NO GREEN COLOUR SPRING RETURN TYPE & 1 NO RED COLOUR MUSHROOM HEAD (PRESS & TURN TO STOP & REVERSE TURN TO RELEASE TYPE) ACTUATOR.
ELEMENT	: 2 NO 10 A , 415 V AC 1 NO + 1 NC ELEMENT
ENTRIES	: 2 Nos M20 / ½ " NPT / EQUIVALENT/ UPTO M25

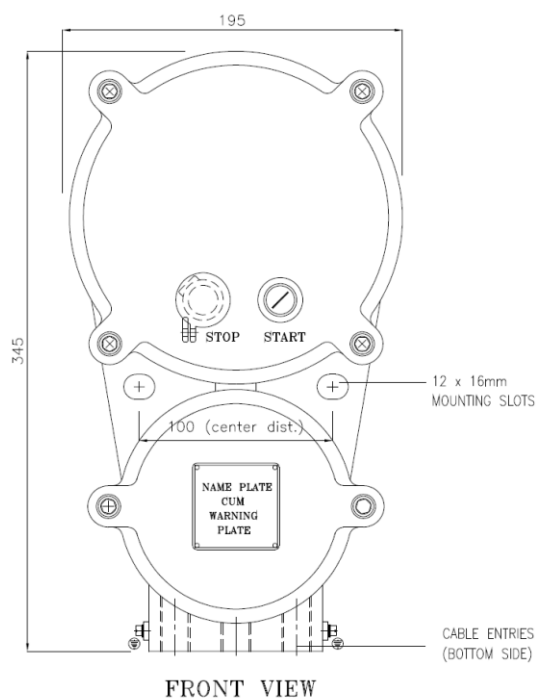


## OPTIONS

SR.NO	PARTICULAR	OPTIONS
1.	MATERIAL OF CONSTRUCTION	STAINLESS STEEL
2.	GLAND & PLUG	BRASS / SS / ALUMINIUM
3.	COLOUR SHADE	631, 632, 355, 7031, 7032 etc.
4.	CANOPY	M.S POWDER COATED / FRP /GI

## SELECTION CHART

MOTOR RATING	CONTACTOR	O/L RELAY	TERMINALS
0.5 HP MOTOR	1 NO 9 AMPS	1 NO 0.8 - 1.17 A	6 NOS 2.5 Sq.mm
1 HP MOTOR	1 NO 9 AMPS	1 NO 1.6 - 2.3 A	6 NOS 2.5 Sq.mm
2 HP MOTOR	1 NO 9 AMPS	1 NO 2.5 - 3.7 A	6 NOS 2.5 Sq.mm
5 HP MOTOR	1 NO 9 AMPS	1 NO 6.3 - 9.4 A	6 NOS 2.5 Sq.mm
7.5 HP MOTOR	1 NO 12 AMPS	1 NO 8 - 11.7 A	6 NOS 2.5 Sq.mm
10 HP MOTOR	1 NO 16 AMPS	1 NO 12.5 - 18.7 A	6 NOS 4 Sq.mm
15 HP MOTOR	1 NO 25 AMPS	1 NO 14 - 23 A	6 NOS 4 Sq.mm
20 HP MOTOR	1 NO 32 AMPS	1 NO 25 - 32 A	6 NOS 6 Sq.mm





## DATA SHEET FOR FLP DIRECT ON LINE STARTER ( DOLS) WITHOUT SWITCH ( UP TO 20HP)

## TECHNICAL DATA:

PRODUCT	: CAT NO : RCP/ 2015
ENCLOSURE	: FLAME PROOF (Ex -d ), Gas Group IIA, IIB, IIC As per IS/IEC 60079-1 : 2014
PROTECTION	: WEATHER PROOF IP – 66 AS PER IS/IEC 60529:2001 (Reaffirmed 2014)
AREA & TEMP. CLASS	: Ex db IIC T6 Gb ( EX tb/tc IIIC T85 C Db/Dc (ZONE 1 & 2 & Zone 21 & 22 )
CERTIFICATION	: CIMFR, BIS, PESO
TEMPERATURE CLASS	: T6
MATERIAL	: DIE CAST ALUMINIUM ALLOY
FINISH	: EPOXY POWDER COATED SHADE AS PER IS : 5
EARTHING	: 1 No INTERNAL & 2 No's EXTERNAL
HARDWARE	: STAINLESS STEEL
GASKET	: 'O' RING ENDLESS GASKET NEOPRENE / SILICON
NAME PLATE	: SS NAME PLATE CUM WARNING PLATE
ACTUATOR	: 1 NO GREEN COLOUR SPRING RETURN TYPE & 1 NO RED COLOUR MUSHROOM HEAD (PRESS & TURN TO STOP & REVERSE TURN TO RELEASE TYPE) ACTUATOR.
ELEMENT	: 2 NO 10 A , 415 V AC 1 NO + 1 NC ELEMENT
ENTRIES	: 2 Nos M20 / ½ " NPT / EQUIVALENT / UPTO M25

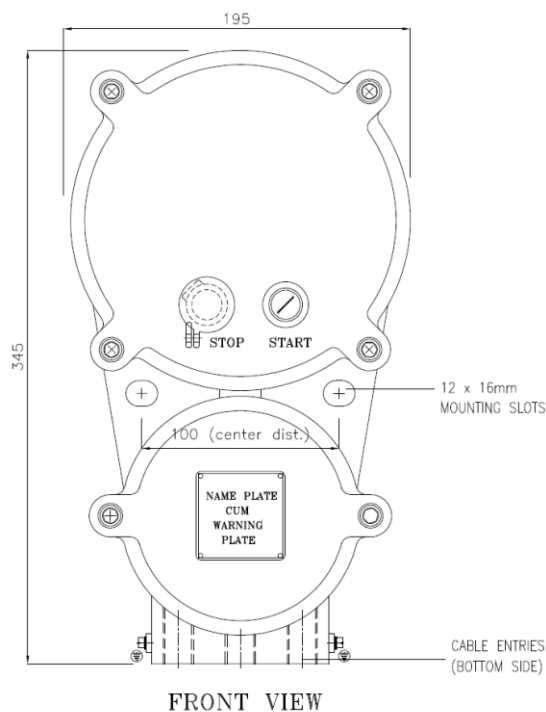


## OPTIONS

SR.NO	PARTICULAR	OPTIONS
1.	MATERIAL OF CONSTRUCTION	STAINLESS STEEL
2.	GLAND & PLUG	BRASS / SS / ALUMINIUM
3.	COLOUR SHADE	631, 632, 355, 7031, 7032 etc.
4.	CANOPY	M.S POWDER COATED / FRP /GI

## SELECTION CHART

MOTOR RATING	CONTACTOR	O/L RELAY	TERMINALS
0.5 HP MOTOR	1 NO 9 AMPS	1 NO 0.8 - 1.17 A6	NOS 2.5 Sq.mm
1 HP MOTOR	1 NO 9 AMPS	1 NO 1.6 - 2.3 A6	NOS 2.5 Sq.mm
2 HP MOTOR	1 NO 9 AMPS	1 NO 2.5 - 3.7 A6	NOS 2.5 Sq.mm
5 HP MOTOR	1 NO 9 AMPS	1 NO 6.3 - 9.4 A6	NOS 2.5 Sq.mm
7.5 HP MOTOR	1 NO 12 AMPS	1 NO 8 - 11.7 A6	NOS 2.5 Sq.mm
10 HP MOTOR	1 NO 16 AMPS	1 NO 12.5 - 18.7 A6	NOS 4 Sq.mm
15 HP MOTOR	1 NO 25 AMPS	1 NO 14 - 23 A6	NOS 4 Sq.mm
20 HP MOTOR	1 NO 32 AMPS	1 NO 25 - 32 A6	NOS 6 Sq.mm



**DATA SHEET FOR FLP STAR DELTA STARTER WITH SWITCH****TECHNICAL DATA:**

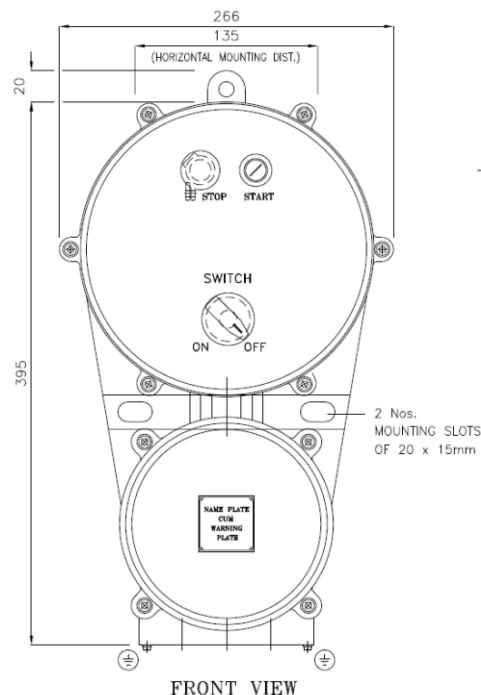
PRODUCT	: CAT NO : CGB /2C/ 131
ENCLOSURE	: FLAME PROOF (Ex –d ), Gas Group IIA, IIB, IIC As per IS/IEC 60079-1 : 2014
PROTECTION	: WEATHER PROOF IP – 66 AS PER IS/IEC 60529:2001 (Reaffirmed 2014)
AREA & TEMP. CLASS	: Ex db IIC T6 Gb ( EX tb/tc IIIC T85 C Db/Dc (ZONE 1 & 2 & Zone 21 & 22 )
CERTIFICATION	: CIMFR, BIS, PESO
TEMPERATURE CLASS	: T6
MATERIAL	: DIE CAST ALUMINIUM ALLOY
FINISH	: EPOXY POWDER COATED SHADE AS PER IS : 5
EARTHING	: 1 No INTERNAL & 2 No's EXTERNAL
HARDWARE	: STAINLESS STEEL
GASKET	: 'O' RING ENDLESS GASKET NEOPRENE / SILICON
NAME PLATE	: SS NAME PLATE CUM WARNING PLATE
SWITCH	: RATING AS PER TABLE
ACTUATOR	: 1 NO GREEN COLOUR SPRING RETURN TYPE & 1 NO RED COLOUR MUSHROOM HEAD, PRESS & TURN TO STOP & REVERSE TURN TO RELEASE TYPE ACTUATOR.
ELEMENT	: 2 NO 10 A , 415 V AC 1 NO + 1 NC ELEMENT
ENTRIES	: 2 Nos M32 / 1 1/4 " NPT / EQUIVALENT

**OPTIONS**

SR.NO	PARTICULAR	OPTIONS
1.	MATERIAL OF CONSTRUCTION	STAINLESS STEEL
2.	GLAND & PLUG	BRASS / SS / ALUMINIUM
3.	COLOUR SHADE	631, 632, 355, 7031, 7032 etc.
4.	CANOPY	M.S POWDER COATED / FRP /GI

**SELECTION CHART**

SR.NO	MOTOR RATING	SWITCH	CONTACTOR			O/L RELAY	ENTRIES
			MAIN	DELTA	STAR		
1	10 HP MOTOR	20 AMPS TP	12 AMPS	12 AMPS	9 AMPS	6.3 - 10 A	4 NOS M20



**DATA SHEET FOR FLP STAR DELTA STARTER WITH SWITCH****TECHNICAL DATA:**

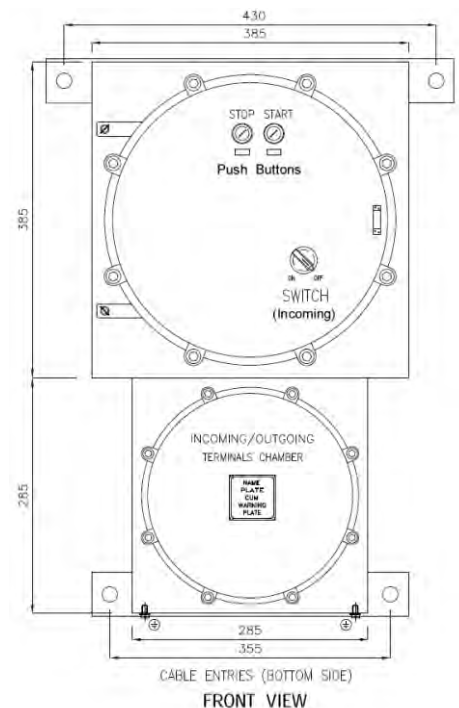
PRODUCT	: CAT NO : MCDB/ 186 / RCP / 221
ENCLOSURE	: FLAME PROOF (Ex -d ), Gas Group IIA, IIB As per IS/IEC 60079-1 : 2014
PROTECTION	: WEATHER PROOF IP – 66 AS PER IS/IEC 60529:2001 (Reaffirmed 2014)
AREA & TEMP. CLASS	: Ex db IIA, IIB T6 Gb( EX tb/tc IIIC T85 C Db/Dc (ZONE 1 & 2 & Zone 21 & 22 )
CERTIFICATION	: CIMFR, BIS, PESO
TEMPERATURE CLASS	: T6
MATERIAL	: DIE CAST ALUMINIUM ALLOY
FINISH	: EPOXY POWDER COATED SHADE AS PER IS : 5
EARTHING	: 1 No INTERNAL & 2 No's EXTERNAL
HARDWARE	: STAINLESS STEEL
GASKET	: 'O' RING ENDLESS GASKET NEOPRENE / SILICON
NAME PLATE	: SS NAME PLATE CUM WARNING PLATE
SWITCH	: RATING AS PER TABLE
ACTUATOR	: 1 NO GREEN COLOUR SPRING RETURN TYPE & 1 NO RED COLOUR MUSHROOM HEAD, PRESS & TURN TO STOP & REVERSE TURN TO RELEASE TYPE ACTUATOR.
ELEMENT	: 2 NO 10 A , 415 V AC 1 NO + 1 NC ELEMENT
ENTRIES	: AS PER CUSTOMER REQUIREMENT.
TIMER	: O- 15 SECOND.

**OPTIONS**

SR.NO	PARTICULAR	OPTIONS
1.	MATERIAL OF CONSTRUCTION	STAINLESS STEEL
2.	GLAND & PLUG	BRASS / SS / ALUMINIUM
3.	COLOUR SHADE	631, 632, 355, 7031, 7032 etc.
4.	CANOPY	M.S POWDER COATED / FRP / GI

**SELECTION CHART**

SR.NO	MOTOR RATING	SWITCH	CONTACTOR			O/L RELAY
			MAIN	DELTA	STAR	
1	12.5 HP MOTOR	32 AMPS TP	12 AMPS	12 AMPS	9 AMPS	8 - 12.5 A
2	15 HP MOTOR	32 AMPS TP	12 AMPS	12 AMPS	9 AMPS	8 - 12.5 A
3	20 HP MOTOR	32 AMPS TP	22 AMPS	22 AMPS	16 AMPS	12.5 - 20 A
4	25 HP MOTOR	63 AMPS TP	32 AMPS	32 AMPS	32 AMPS	16 - 25 A
5	30 HP MOTOR	63 AMPS TP	32 AMPS	32 AMPS	32 AMPS	16 - 25 A
6	40 HP MOTOR	63 AMPS TP	32 AMPS	32 AMPS	32 AMPS	20 - 32 A
7	50 HP MOTOR	100 AMPS TP	40 AMPS	40 AMPS	32 AMPS	32 - 40 A
8	60 HP MOTOR	100 AMPS TP	45 AMPS	45 AMPS	32 AMPS	32 - 50 A
9	75 HP MOTOR	100 AMPS TP	63 AMPS	63 AMPS	32 AMPS	40 - 57 A
10	100 HP MOTOR	160 AMPS TP	85 AMPS	85 AMPS	63 AMPS	75 - 95 A
11	125 HP MOTOR	160 AMPS TP	100 AMPS	100 AMPS	63 AMPS	70 - 100 A
12	150HP MOTOR	200 AMPS TP	110 AMPS	110 AMPS	110 AMPS	95 - 120 A





# DATA SHEET FOR FLP STAR DELTA STARTER WITH SWITCH

## TECHNICAL DATA:

- PRODUCT : CAT NO : RCP / 2C / 2022
- ENCLOSURE : FLAME PROOF (Ex -d ), Gas Group IIA, IIB, IIC  
As per IS/IEC 60079-1 : 2014
- PROTECTION : WEATHER PROOF IP – 66 AS PER IS/IEC 60529:2001  
(Reaffirmed 2014)
- AREA & TEMP. CLASS : Ex db IIC T6 Gb ( EX tb/tc IIIC T85 C Db/Dc  
(ZONE 1 & 2 & Zone 21 & 22 )
- CERTIFICATION : CIMFR, BIS, PESO
- TEMPERATURE CLASS : T6
- MATERIAL : DIE CAST ALUMINIUM ALLOY
- FINISH : EPOXY POWDER COATED SHADE AS PER IS : 5
- EARTHING : 1 No INTERNAL & 2 No's EXTERNAL
- HARDWARE : STAINLESS STEEL
- GASKET : 'O' RING ENDLESS GASKET NEOPRENE / SILICON
- NAME PLATE : SS NAME PLATE CUM WARNING PLATE
- SWITCH : RATING AS PER TABLE
- ACTUATOR : 1 NO GREEN COLOUR SPRING RETURN  
TYPE & 1 NO RED COLOUR MUSHROOM HEAD,  
PRESS & TURN TO STOP & REVERSE TURN  
TO RELEASE TYPE ACTUATOR.
- ELEMENT : 2 NO 10 A , 415 V AC 1 NO + 1 NC ELEMENT
- ENTRIES : AS PER CUSTOMER REQUIREMENT.
- TIMER : O- 15 SECOND.

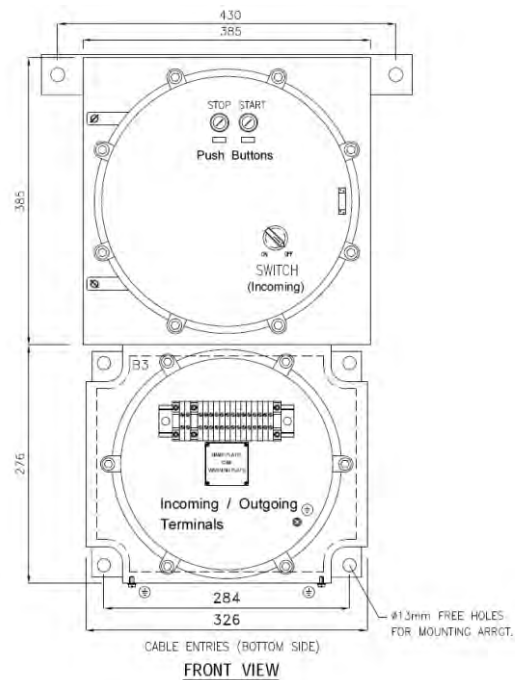


### OPTIONS

SR.NO	PARTICULAR	OPTIONS
1.	MATERIAL OF CONSTRUCTION	STAINLESS STEEL
2.	GLAND & PLUG	BRASS / SS / ALUMINIUM
3.	COLOUR SHADE	631, 632, 355, 7031, 7032 etc.
4.	CANOPY	M.S POWDER COATED / FRP /GI

### SELECTION CHART

SR.NO	MOTOR RATING	SWITCH	CONTACTOR			O/L RELAY
			MAIN	DELTA	STAR	
1	12.5 HP MOTOR	32 AMPS TP	12 AMPS	12 AMPS	9 AMPS	8 - 12.5 A
2	15 HP MOTOR	32 AMPS TP	12 AMPS	12 AMPS	9 AMPS	8 - 12.5 A
3	20 HP MOTOR	32 AMPS TP	22 AMPS	22 AMPS	16 AMPS	12.5 - 20 A
4	25 HP MOTOR	63 AMPS TP	32 AMPS	32 AMPS	32 AMPS	16 - 25 A
5	30 HP MOTOR	63 AMPS TP	32 AMPS	32 AMPS	32 AMPS	16 - 25 A
6	40 HP MOTOR	63 AMPS TP	32 AMPS	32 AMPS	32 AMPS	20 - 32 A
7	50 HP MOTOR	100 AMPS TP	40 AMPS	40 AMPS	32 AMPS	32 - 40 A
8	60 HP MOTOR	100 AMPS TP	45 AMP	45 AMPS	32 AMPS	32 - 50 A
9	75 HP MOTOR	100 AMPS TP	63 AMPS	63 AMPS	32 AMPS	40 - 57 A
10	100 HP MOTOR	160 AMPS TP	85 AMPS	85 AMPS	32 AMPS	40 - 57 A
11	125 HP MOTOR	160 AMPS TP	100 AMPS	100 AMPS	63 AMPS	70 - 100 A
12	150HP MOTOR	200 AMPS TP	110 AMPS	110 AMPS	110 AMPS	95 - 120 A





# DATA SHEET FOR FLP EXHAUST FAN

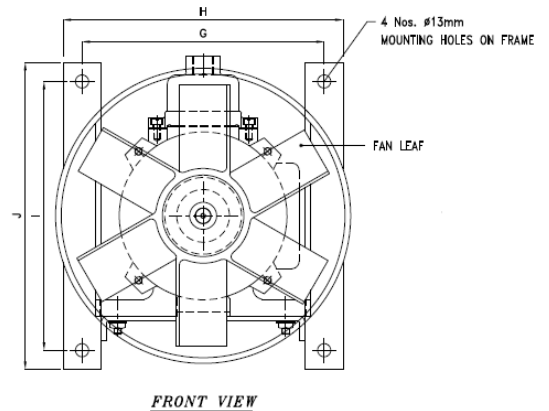
## TECHNICAL DATA:

- PRODUCT NAME : CAT NO: EF / 140
- ENCLOSURE : FLAME PROOF (Ex -d ), Gas Group IIA , IIB, IIC  
As per IS/IEC 60079-1 : 2014
- PROTECTION : WEATHER PROOF IP – 65 AS PER IS/IEC 60529:2001  
(Reaffirmed 2014)
- AREA CLASSIFICATION : Ex db IIC T6 Gb ( EX tb / tc IIC T85 C Db/Dc  
(ZONE 1 & 2 & Zone 21 & 22 )
- CERTIFICATION : CIMFR , BIS , PESO
- TEMPERATURE CLASS : T 6
- BLADE MATERIAL : ALUMINIUM ( NON SPARKING )
- FINISH : EPOXY POWDER COATED SHADE AS PER IS : 5
- EARTHING : 1 No INTERNAL & 2 No's EXTERNAL
- HARDWARE : STAINLESS STEEL
- GASKET : 'O' RING ENDLESS GASKET NEOPRENE / SILICON
- MOTOR : MOC – CAST IRON
- INSULATION : CLASS F INSULATION.
- NAME PLATE : SS NAME PLATE CUM WARNING PLATE
- ENTRIES : 1 No's M20 / ½ " NPT / EQUIVALENT



### SELECTION CHART

SR.NO	SIZE	MOTOR HP	SPEED RPM	C.F.M	VOLTAGE
1	305(12")	0.25	1440	1120	230 V / 415 V
2	380(15")	0.25	1440	2350	230 V / 415 V
3	457(18")	0.33	1440	4000	230 V / 415 V
4	457(18")	0.5	1440	4000	230 V / 415 V
5	610(24")	0.75	1440	6100	230 V / 415 V
6	610(24")	1	1440	7500	230 V / 415 V
7	610(24")	0.75	920	6100	230 V / 415 V
8	610(24")	1	920	7500	230 V / 415 V
9	760(30")	1.5	920	9000	415 V
10	900(34")	2	920	12000	415 V

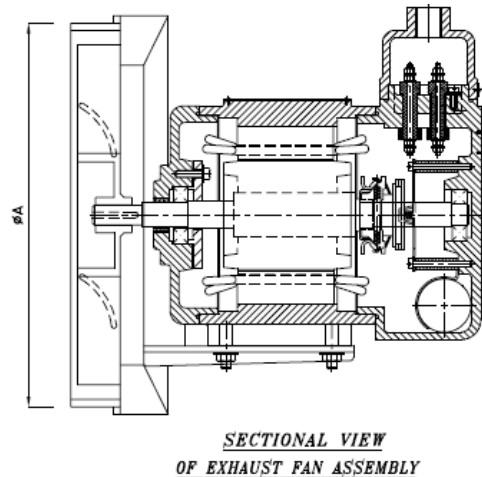


### OPTIONS

SR.NO	PARTICULAR	OPTIONS
1.	GLAND & PLUG	BRASS / SS / ALUMINIUM
2.	COLOUR SHADE	631, 632, 355, 7031, 7032 etc.
3.	VOLTAGE	SINGLE PHASE 230 V AC / THREE PHASE 415 V AC
4.	RPM	920 / 1440
5.	ACCESSORIES	LOUVER, BIRD CATCHER FRONT / BACK WIRE MESH

### Flp-wp Exhaust Fan Size Options with Dimensions & Rating :

Sr.	Fan Size	ØA	G	H	I	J	HP	Phase
1	12"	314	250	315	360	422	0.25 HP	Single Phase
2	15"	388	250	315	450	510	0.25 HP	Single Phase
3	18"	480	250	315	550	608	0.33 HP	Three Phase
4	24"	635	275	350	705	760	1 HP	Three Phase
5	30"	787	275	350	860	900	1 HP	Three Phase
6	36"	952	275	350	1020	1060	1 HP	Three Phase

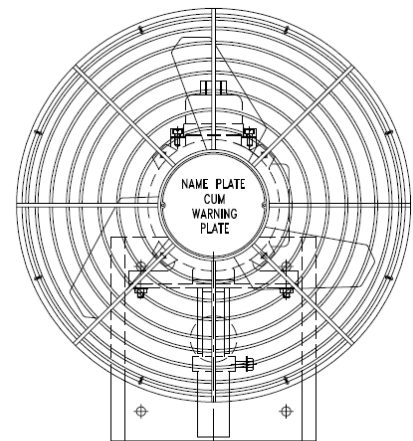




# DATA SHEET FOR FLP WALL MOUNTING FAN

## TECHNICAL DATA:

<b>PRODUCT NAME</b>	: CAT NO : WMF / 140
<b>ENCLOSURE</b>	: FLAME PROOF (Ex -d ), Gas Group IIA , IIB, IIC As per IS/IEC 60079-1 : 2014
<b>PROTECTION</b>	: WEATHER PROOF IP – 65 AS PER IS/IEC 60529:2001 (Reaffirmed 2014)
<b>AREA CLASSIFICATION</b>	: Ex db IIC T6 Gb ( EX tb / tc IIC T85 C Db/Dc (ZONE 1 & 2 & Zone 21 & 22 )
<b>CERTIFICATION</b>	: CIMFR , BIS , PESO
<b>TEMPERATURE CLASS</b>	: T 6
<b>BLADE MATERIAL</b>	: ALUMINIUM ( NON SPARKING )
<b>FINISH</b>	: EPOXY POWDER COATED SHADE AS PER IS : 5
<b>EARTHING</b>	: 1 No INTERNAL & 2 No's EXTERNAL
<b>HARDWARE</b>	: STAINLESS STEEL
<b>GASKET</b>	: 'O' RING ENDLESS GASKET NEOPRENE / SILICON
<b>MOTOR</b>	: MOC – CAST IRON
<b>INSULATION</b>	: CLASS F INSULATION.
<b>NAME PLATE</b>	: SS NAME PLATE CUM WARNING PLATE
<b>ENTRIES</b>	: 1 No's M20 / ½ " NPT / EQUIVALENT



FRONT VIEW

### SELECTION CHART

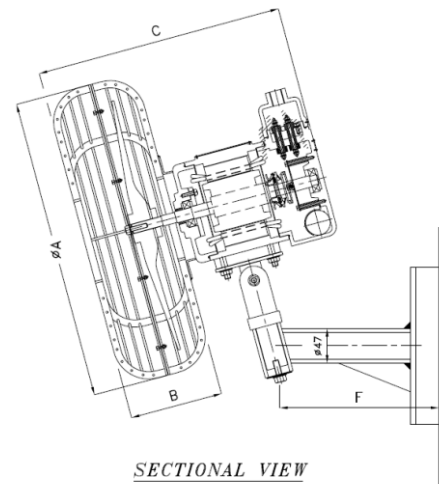
SR.NO	SIZE	MOTOR HP	SPEED RPM	C.F.M	VOLTAGE
1	415(18")	0.25	1440	5400	230 V / 415 V
2	457(18")	0.25	1440	9000	230 V / 415 V
3	610(24")	0.25	1440	13000	230 V / 415 V
4	760(30")	0.25	1440	19000	230 V / 415 V
5	760(30")	0.33	1440	19000	230 V / 415 V
6	900(36")	0.33	1440	25000	230 V / 415 V

### OPTIONS

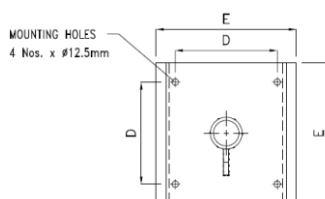
SR.NO	PARTICULAR	OPTIONS
1.	GLAND & PLUG	BRASS / SS / ALUMINIUM
2.	COLOUR SHADE	631, 632, 355, 7031, 7032 etc.
3.	VOLTAGE	SINGLE PHASE 230 V AC / THREE PHASE 415 V AC
4.	RPM	920 / 1440

Flp-wp Wall Mounting Fan Size Options with Dimensions & Rating :

Sr.	Fan Size	ØA	B	C	D	E	F	HP	Phase
1	12"	378	127	432	200	264	405	0.25 HP	Single Phase
2	16"	485	127	432	200	264	405	0.25 HP	Single Phase
3	18"	534	127	432	200	264	405	0.33 HP	Three Phase
4	24"	690	127	457	200	264	405	1 HP	Three Phase
5	30"	850	152	508	200	264	405	1 HP	Three Phase
6	36"	1000	152	508	200	264	405	1 HP	Three Phase



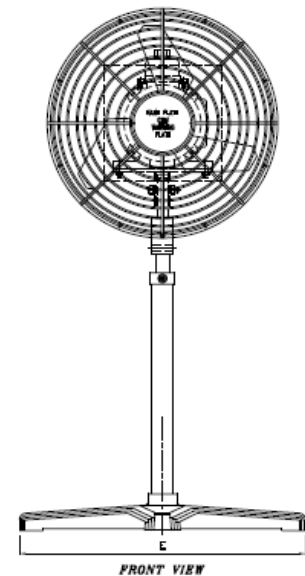
SECTIONAL VIEW



MOUNTING PLATE  
(MATERIAL : M.S.)

**DATA SHEET FOR FLP PEDESTAL / AIR CIRCULATOR FAN****TECHNICAL DATA:**

PRODUCT NAME	: CAT NO: PF / 140
ENCLOSURE	: FLAME PROOF (Ex -d ), Gas Group IIA , IIB, IIC As per IS/IEC 60079-1 : 2014
PROTECTION	: WEATHER PROOF IP – 65 AS PER IS/IEC 60529:2001 (Reaffirmed 2014)
AREA CLASSIFICATION	: Ex db IIC T6 Gb ( EX tb / tc IIIC T85 C Db/Dc (ZONE 1 & 2 & Zone 21 & 22 )
CERTIFICATION	: CIMFR , BIS , PESO
TEMPERATURE CLASS	: T 6
BLADE MATERIAL	: ALUMINIUM ( NON SPARKING )
FINISH	: EPOXY POWDER COATED SHADE AS PER IS : 5
EARTHING	: 1 No INTERNAL & 2 No's EXTERNAL
HARDWARE	: STAINLESS STEEL
GASKET	: 'O' RING ENDLESS GASKET NEOPRENE / SILICON
MOTOR	: MOC – CAST IRON
INSULATION	: CLASS F INSULATION.
NAME PLATE	: SS NAME PLATE CUM WARNING PLATE
ENTRIES	: 1 No's M20 / ½ " NPT / EQUIVALENT

**SELECTION CHART**

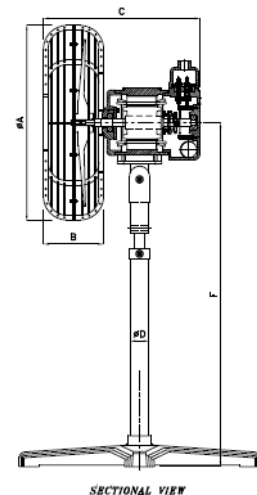
SR.NO	SIZE	MOTOR HP	SPEED RPM	C.F.M	VOLTAGE
1	305(12")	0.25	1440	5400	230 V / 415 V
2	415(16")	0.25	1440	9000	230 V / 415 V
3	457(18")	0.25	1440	13000	230 V / 415 V
4	610(24")	0.25	1440	19000	230 V / 415 V
5	760(30")	0.25	1440	19000	230 V / 415 V
6	900(36")	0.25	1440	25000	230 V / 415 V

**OPTIONS**

SR.NO	PARTICULAR	OPTIONS
1.	GLAND & PLUG	BRASS / SS / ALUMINIUM
2.	COLOUR SHADE	631, 632, 355, 7031, 7032 etc.
3.	VOLTAGE	SINGLE PHASE 230 V AC / THREE PHASE 415 V AC
4.	RPM	920 / 1440

**Flp-wp Pedastal Fan Size Options with Dimensions & Rating :**

Fan Size	ØA	B	C	ØD	E	F	H.P.	Phase
12"	378	127	432	51	584	1124	0.25 HP	Single Phase
16"	485	127	432	51	584	1124	0.25 HP	Single Phase
18"	534	155	350	51	584	1124	0.33 HP	Single Phase
24"	640	115	310	51	690	1124	1 HP	Three Phase
30"	850	152	508	51	762	1124	1 HP	Three Phase
36"	1000	152	508	51	762	1124	1 HP	Three Phase

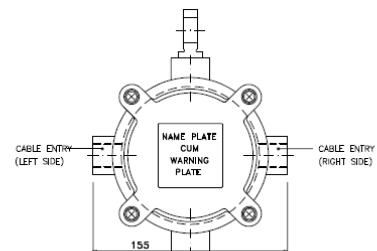




# DATA SHEET FOR FLP CEILING FAN

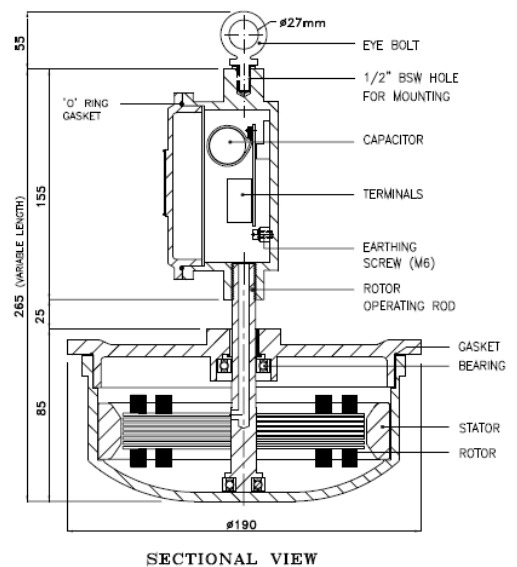
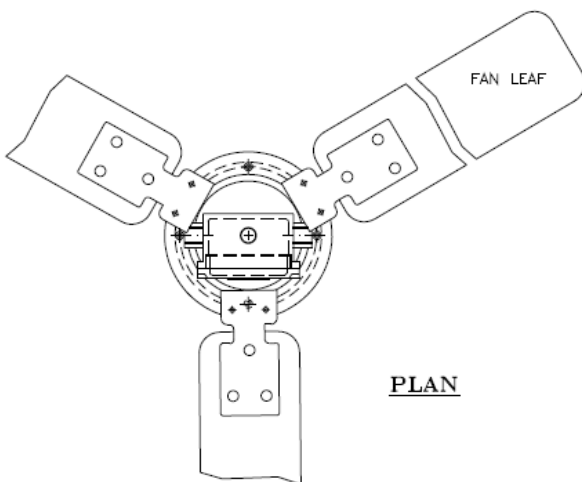
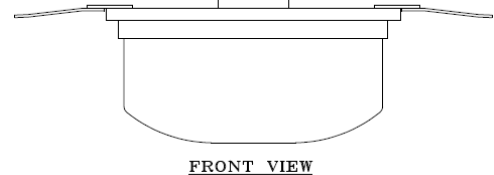
## TECHNICAL DATA:

- PRODUCT NAME : CAT NO: CF /2C/193
- ENCLOSURE : FLAME PROOF (Ex -d ), Gas Group IIA , IIB, IIC  
As per IS/IEC 60079-1 : 2014
- PROTECTION : WEATHER PROOF IP – 65 AS PER IS/IEC 60529:2001  
(Reaffirmed 2014)
- AREA CLASSIFICATION : Ex db IIC T6 Gb ( EX tb / tc IIIC T85 C Db/Dc  
(ZONE 1 & 2 & Zone 21 & 22 )
- CERTIFICATION : CIMFR , BIS , PESO
- TEMPERATURE CLASS : T 6
- MATERIAL : DIE CAST ALUMINIUM ALLOY
- BLADE MATERIAL : M.S. POWDER COATED.
- FINISH : EPOXY POWDER COATED SHADE AS PER IS : 5
- EARTHING : 1 No INTERNAL & 2 No's EXTERNAL
- HARDWARE : STAINLESS STEEL
- GASKET : 'O' RING ENDLESS GASKET NEOPRENE / SILICON
- INSULATION : CLASS F INSULATION.
- VOLTAGE : 230V AC SINGLE PHASE
- R.P.M. : 440
- SWEEP : 48 "
- NAME PLATE : SS NAME PLATE CUM WARNING PLATE
- ENTRIES : 1 No's M20 / ½ " NPT / EQUIVALENT



### OPTIONS

SR.NO	PARTICULAR	OPTIONS
1.	GLAND & PLUG	BRASS / SS / ALUMINIUM
2.	COLOUR SHADE	631, 632, 355, 7031, 7032 etc.
3.	REGULATOR	500 WATT ELECTRONIC REGULATOR.





## DATA SHEET FOR FLP FAN REGULATOR

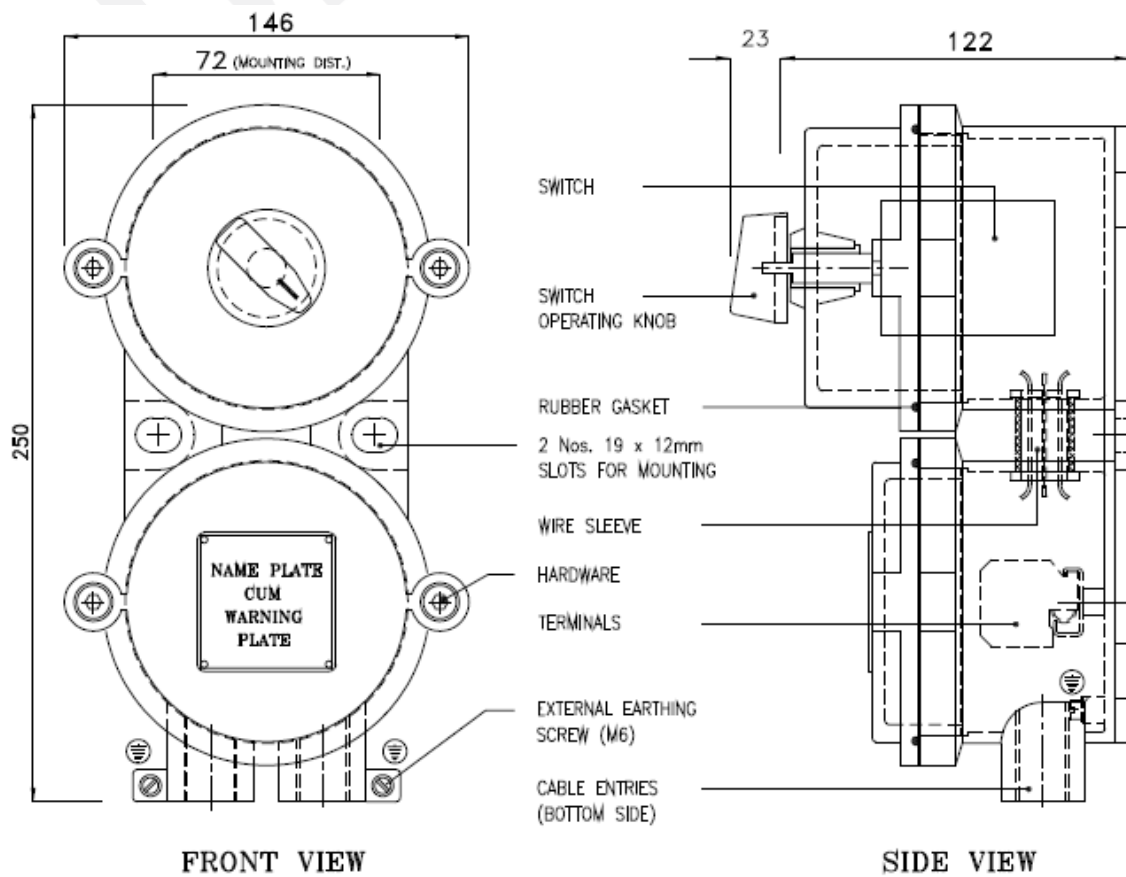
### TECHNICAL DATA:

PRODUCT	: CAT NO.-RI / OA/ 1010
ENCLOSURE	: FLAME PROOF (Ex -d ), Gas Group IIA , IIB As per IS/IEC 60079-1 : 2014
PROTECTION	: WEATHER PROOF IP – 66 AS PER IS/IEC 60529:2001 (Reaffirmed 2014)
AREA & TEMP. CLASS	: Ex db IIA,IIB T6 Gb ( EX tb/tc IIIC T85 C Db/Dc (ZONE 1 & 2 & Zone 21 & 22 )
CERTIFICATION	: CIMFR, BIS, PESO
TEMP CLASS	: T6
MATERIAL	: DIE CAST ALUMINIUM ALLOY
FINISH	: EPOXY POWDER COATED SHADE AS PER IS : 5
EARTHING	: 1 No INTERNAL & 2 No's EXTERNAL
HARDWARE	: STAINLESS STEEL
GASKET	: 'O' RING ENDLESS GASKET NEOPRENE / SILICON
NAME PLATE	: SS NAME PLATE CUM WARNING PLATE
REGULATOR	: 230 V AC , 500 WATT.
ENTRIES	: 2 Nos M20 / ½ " NPT / EQUIVALENT / UP TO M25
TERMINALS	: 4 NOS OF 2.5 SQ.MM CLIP ON TYPE TERMINALS



### OPTIONS

SR. NO	PARTICULAR	OPTIONS
1.	MATERIAL OF CONSTRUCTION	STAINLESS STEEL
2.	GLAND & PLUG	BRASS / SS / ALUMINIUM
3.	COLOUR SHADE	631, 632, 355, 7031, 7032 etc.





# DATA SHEET FOR FLP LIGHTING DISTRIBUTION BOARD ( LDB )

## TECHNICAL DATA:

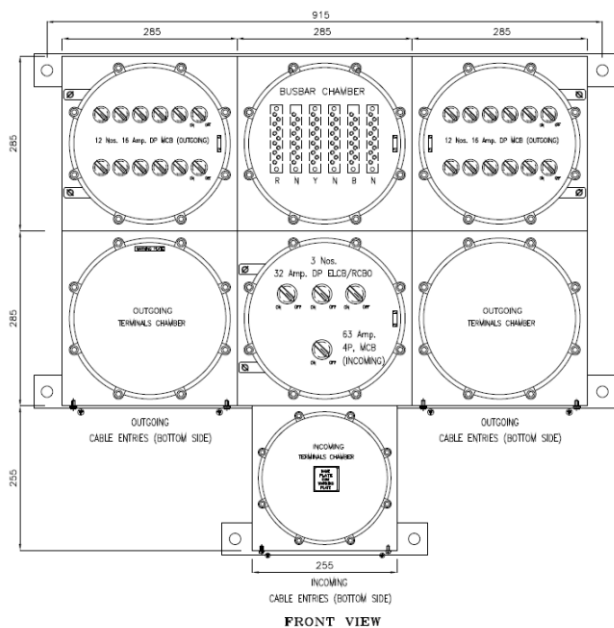
<b>PRODUCT</b>	: CAT NO : MCDB / 186 & RCP / 215
<b>ENCLOSURE</b>	: FLAME PROOF (Ex -d ), Gas Group IIA, IIB As per IS/IEC 60079-1 : 2014
<b>PROTECTION</b>	: WEATHER PROOF IP – 66 AS PER IS/IEC 60529:2001 (Reaffirmed 2014)
<b>AREA &amp; TEMP. CLASS</b>	: Ex db IIA , IIB T6 Gb EX tb/tc IIIC T85 C Db/Dc (ZONE 1 & 2 & Zone 21 & 22 )
<b>CERTIFICATION</b>	: CIMFR, BIS, PESO
<b>TEMPERATURE CLASS</b>	: T6
<b>MATERIAL</b>	: DIE CAST ALUMINIUM ALLOY
<b>FINISH</b>	: EPOXY POWDER COATED SHADE AS PER IS : 5
<b>EARTHING</b>	: 1 No INTERNAL & 2 No's EXTERNAL
<b>HARDWARE</b>	: STAINLESS STEEL
<b>GASKET</b>	: O' RING ENDLESS GASKET NEOPRENE / SILICON
<b>NAME PLATE</b>	: SS NAME PLATE CUM WARNING PLATE
<b>RATING</b>	: MAX UP TO 630 AMPS.

### OPTIONS

SR.NO	PARTICULAR	OPTIONS
1.	MATERIAL OF CONSTRUCTION	STAINLESS STEEL
2.	GLAND & PLUG	BRASS / SS / ALUMINIUM
3.	COLOUR SHADE	631, 632, 355, 7031, 7032 etc.
4.	CANOPY	M.S POWDER COATED / FRP /GI

### SELECTION CHART

DETAILS	INCOMER	OUT GOING	NO OF WAYS
RATING	1 NO 32 A / 63 A 4P MCB	6 NOS 16 A SP / DP MCB	6
	1 NO 32 A / 63 A 4P MCB	12 NOS 16 A SP / DP MCB	12
	1 NO 32 A / 63 A 4P MCB	18 NOS 16 A SP / DP MCB	18
	1 NO 63 A / 100 A 4P MCB	24 NOS 16 A SP / DP MCB	24
ENTRIES	1 NOS M32 / 1 1/4 " NPT OR EQUIVALENT	NO OF OUTGOING - M20 / 1/2 " NPT OR EQUIVALENT	



NOTE : PERMUTATION & COMBINATION FOR COMPONENTS AS PER CUSTOMER REQUIREMENT.

**DATA SHEET FOR FLP LIGHTING DISTRIBUTION BOARD ( LDB )****TECHNICAL DATA:**

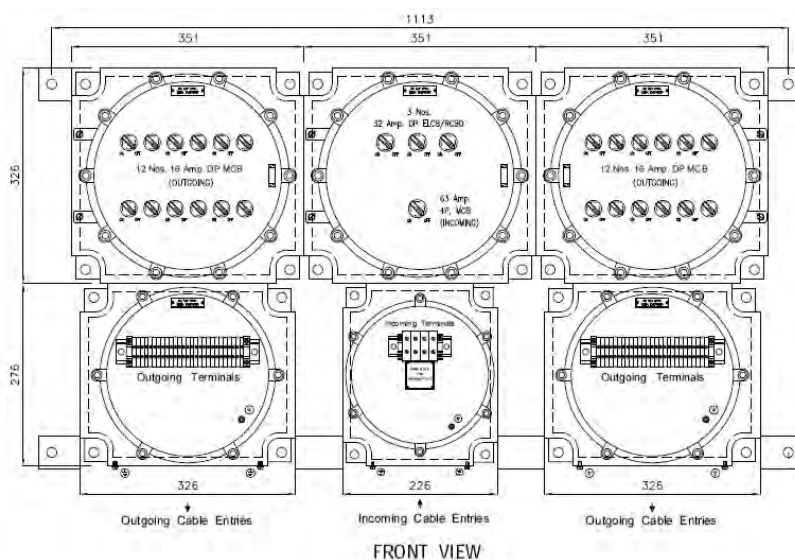
PRODUCT	: CAT NO : RCP/2C/ 2022
ENCLOSURE	: FLAME PROOF (Ex –d ), Gas Group IIA, IIB, IIC As per IS/IEC 60079-1 : 2014
PROTECTION	: WEATHER PROOF IP – 66 AS PER IS/IEC 60529:2001 (Reaffirmed 2014)
AREA & TEMP. CLASS	: Ex db IIC T6 Gb EX tb/tc IIIC T85 C Db/Dc (ZONE 1 & 2 & Zone 21 & 22 )
CERTIFICATION	: CIMFR, BIS, PESO
TEMPERATURE CLASS	: T6
MATERIAL	: DIE CAST ALUMINIUM ALLOY
FINISH	: EPOXY POWDER COATED SHADE AS PER IS : 5
EARTHING	: 1 No INTERNAL & 2 No's EXTERNAL
HARDWARE	: STAINLESS STEEL
GASKET	: 'O' RING ENDLESS GASKET NEOPRENE / SILICON
NAME PLATE	: SS NAME PLATE CUM WARNING PLATE
RATING	: MAX UP TO 630 AMPS.

**OPTIONS**

SR.NO	PARTICULAR	OPTIONS
1.	MATERIAL OF CONSTRUCTION	STAINLESS STEEL
2.	GLAND & PLUG	BRASS / SS / ALUMINIUM
3.	COLOUR SHADE	631, 632, 355, 7031, 7032 etc.
4.	CANOPY	M.S POWDER COATED / FRP /GI

**SELECTION CHART**

DETAILS	INCOMER	OUT GOING	NO OF WAYS
RATING	1 NO 32 A / 63 A 4P MCB	6 NOS 16 A SP / DP MCB	6
	1 NO 32 A / 63 A 4P MCB	12 NOS 16 A SP / DP MCB	12
	1 NO 32 A / 63 A 4P MCB	18 NOS 16 A SP / DP MCB	18
	1 NO 63 A / 100 A 4P MCB	24 NOS 16 A SP / DP MCB	24
ENTRIES	1 NOS M32 / 1 1/4 " NPT OR EQUIVALENT	NO OF OUTGOING - M20 / 1/2 " NPT OR EQUIVALENT	

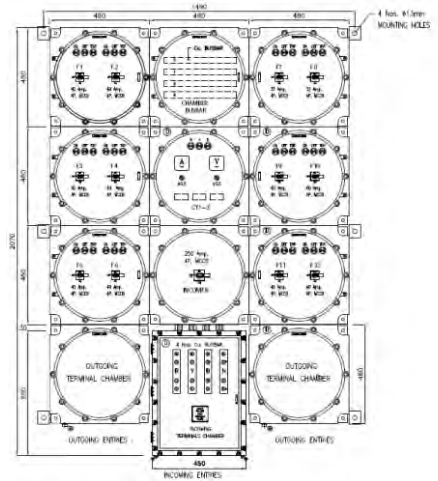
**NOTE : PERMUTATION & COMBINATION FOR COMPONENTS AS PER CUSTOMER REQUIREMENT.**



# DATA SHEET FOR FLP HEAT TRACING PANEL

## TECHNICAL DATA:

- PRODUCT : CAT NO : MCDB / 186/ RCP/ 215/ RCP/221
- ENCLOSURE : FLAME PROOF (Ex –d ), Gas Group IIA, IIB  
As per IS/IEC 60079-1 : 2014
- PROTECTION : WEATHER PROOF IP – 66 AS PER IS/IEC 60529:2001  
(Reaffirmed 2014)
- AREA & TEMP . CLASS : Ex db IIA IIB T6 Gb EX tb/tc IIIC T85 C Db/Dc  
(ZONE 1 & 2 & Zone 21 & 22 )
- CERTIFICATION : CIMFR, BIS, PESO
- TEMPERATURE CLASS : T6
- MATERIAL : DIE CAST ALUMINIUM ALLOY
- FINISH : EPOXY POWDER COATED SHADE AS PER IS : 5
- EARTHING : 1 No INTERNAL & 2 No's EXTERNAL
- HARDWARE : STAINLESS STEEL
- GASKET : 'O' RING ENDLESS GASKET NEOPRENE / SILICON
- NAME PLATE : SS NAME PLATE CUM WARNING PLATE
- RATING : MAX UP TO 630 AMPS.



### OPTIONS

SR.NO	PARTICULAR	OPTIONS
1.	MATERIAL OF CONSTRUCTION	STAINLESS STEEL
2.	GLAND & PLUG	BRASS / SS / ALUMINIUM
3.	COLOUR SHADE	631, 632, 355, 7031, 7032 etc.
4.	CANOPY	M.S POWDER COATED / FRP /GI




NOTE : PERMUTATION & COMBINATION FOR COMPONENTS AS PER CUSTOMER REQUIRMENT.



# DATA SHEET FOR FLP HEAT TRACING PANEL

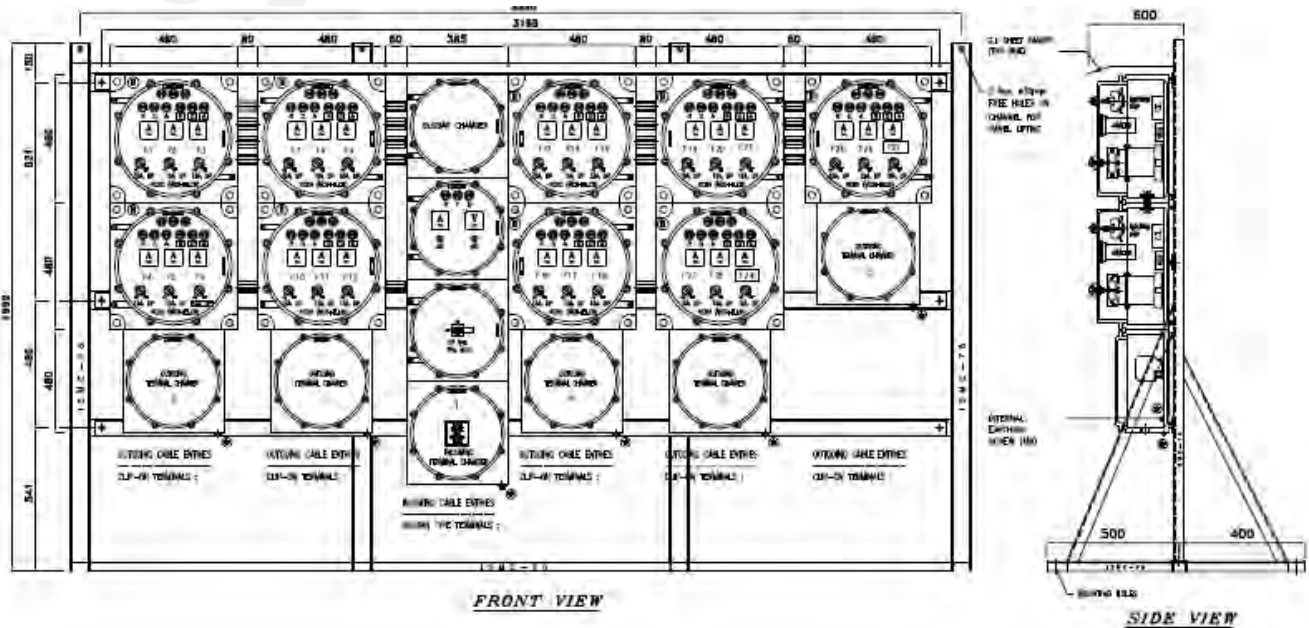
## TECHNICAL DATA:

- PRODUCT : CAT NO : RCP/2C/2022
- ENCLOSURE : FLAME PROOF (Ex -d ), Gas Group IIA, IIB, IIC  
As per IS/IEC 60079-1 : 2014
- PROTECTION : WEATHER PROOF IP – 66 AS PER IS/IEC 60529:2001  
(Reaffirmed 2014)
- AREA & TEMP. CLASS : Ex db IIC T6 Gb EX tb/tc IIIC T85 C Db/Dc  
(ZONE 1 & 2 & Zone 21 & 22 )
- CERTIFICATION : CIMFR, BIS, PESO
- TEMPERATURE CLASS : T6
- MATERIAL : DIE CAST ALUMINIUM ALLOY
- FINISH : EPOXY POWDER COATED SHADE AS PER IS : 5
- EARTHING : 1 No INTERNAL & 2 No's EXTERNAL
- HARDWARE : STAINLESS STEEL
- GASKET : 'O' RING ENDLESS GASKET NEOPRENE / SILICON
- NAME PLATE : SS NAME PLATE CUM WARNING PLATE
- RATING : MAX UP TO 630 AMPS.



### OPTIONS

SR.NO	PARTICULAR	OPTIONS
1.	MATERIAL OF CONSTRUCTION	STAINLESS STEEL
2.	GLAND & PLUG	BRASS / SS / ALUMINIUM
3.	COLOUR SHADE	631, 632, 355, 7031, 7032 etc.
4.	CANOPY	M.S POWDER COATED / FRP /GI



NOTE : PERMUTATION & COMBINATION FOR COMPONENTS AS PER CUSTOMER REQUIREMENT.



# DATA SHEET FOR FLP COMPRESSOR / BOOSTER PANEL

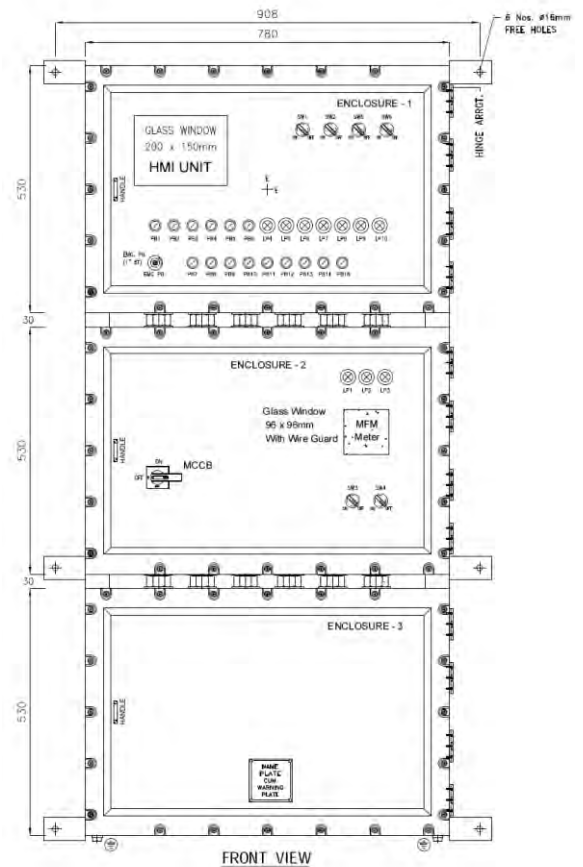
## TECHNICAL DATA:

- PRODUCT : CAT NO : RCP / 221
- ENCLOSURE : FLAME PROOF (Ex -d ), Gas Group IIA, IIB  
As per IS/IEC 60079-1 : 2014
- PROTECTION : WEATHER PROOF IP – 66 AS PER IS/IEC 60529:2001  
(Reaffirmed 2014)
- AREA & TEMP. CLASS : Ex db IIA , IIB T6 Gb EX tb/tc IIIC T85 C Db/Dc  
(ZONE 1 & 2 & Zone 21 & 22 )
- CERTIFICATION : CIMFR, BIS, PESO
- TEMPERATURE CLASS : T6
- MATERIAL : DIE CAST ALUMINIUM ALLOY
- FINISH : EPOXY POWDER COATED SHADE AS PER IS : 5
- EARTHING : 1 No INTERNAL & 2 No's EXTERNAL
- HARDWARE : STAINLESS STEEL
- GASKET : 'O' RING ENDLESS GASKET NEOPRENE / SILICON
- NAME PLATE : SS NAME PLATE CUM WARNING PLATE
- RATING : MAX UP TO 630 AMPS.



### OPTIONS

SR.NO	PARTICULAR	OPTIONS
1.	MATERIAL OF CONSTRUCTION	STAINLESS STEEL
2.	GLAND & PLUG	BRASS / SS / ALUMINIUM
3.	COLOUR SHADE	631, 632, 355, 7031, 7032 etc.
4.	CANOPY	M.S POWDER COATED / FRP /GI



NOTE : PERMUTATION & COMBINATION FOR COMPONENTS AS PER CUSTOMER REQUIREMENT.



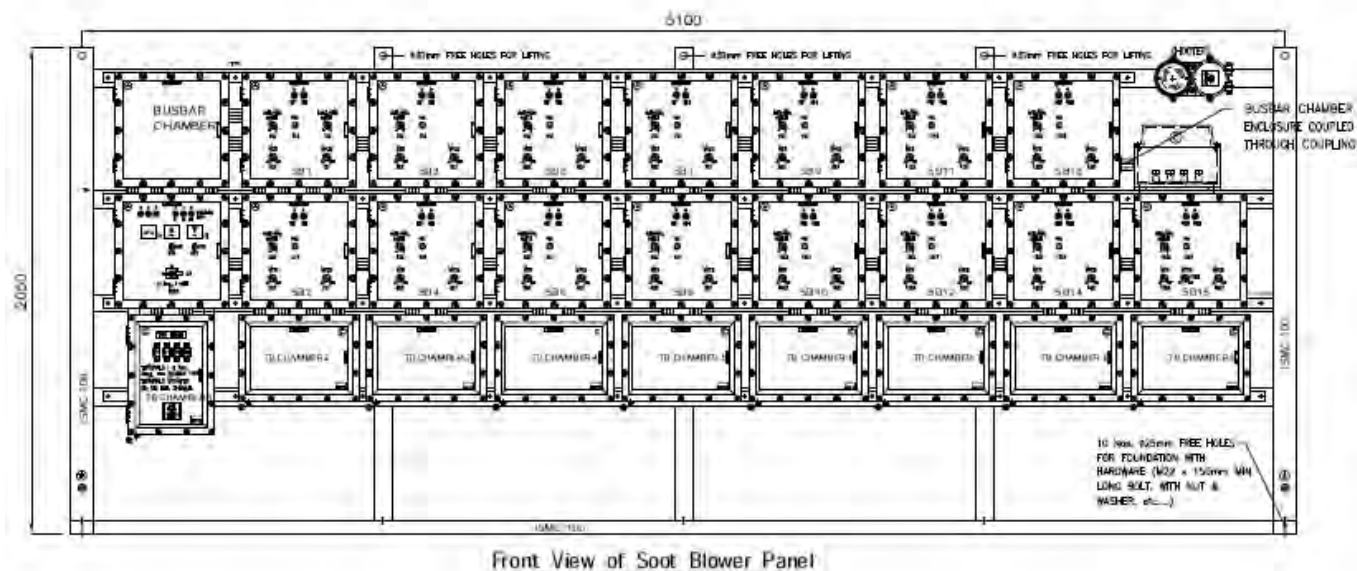
# DATA SHEET FLP FOR FLP SOOT BLOWER PANEL

## TECHNICAL DATA:

- PRODUCT : CAT NO : MCDB / 186 / RCP/ 215 / RCP/221
- ENCLOSURE : FLAME PROOF (Ex -d ), Gas Group IIA, IIB  
As per IS/IEC 60079-1 : 2014
- PROTECTION : WEATHER PROOF IP – 66 AS PER IS/IEC 60529:2001  
(Reaffirmed 2014)
- AREA & TEMP . CLASS : Ex db IIA IIB T6 Gb EX tb/tc IIIC T85 C Db/Dc  
(ZONE 1 & 2 & Zone 21 & 22 )
- CERTIFICATION : CIMFR, BIS, PESO
- TEMPERATURE CLASS : T6
- MATERIAL : DIE CAST ALUMINIUM ALLOY
- FINISH : EPOXY POWDER COATED SHADE AS PER IS : 5
- EARTHING : 1 No INTERNAL & 2 No's EXTERNAL
- HARDWARE : STAINLESS STEEL
- GASKET : 'O' RING ENDLESS GASKET NEOPRENE / SILICON
- NAME PLATE : SS NAME PLATE CUM WARNING PLATE
- RATING : MAX UP TO 630 AMPS.

### OPTIONS

SR.NO	PARTICULAR	OPTIONS
1.	MATERIAL OF CONSTRUCTION	STAINLESS STEEL
2.	GLAND & PLUG	BRASS / SS / ALUMINIUM
3.	COLOUR SHADE	631, 632, 355, 7031, 7032 etc.
4.	CANOPY	M.S POWDER COATED / FRP /GI



NOTE : PERMUTATION & COMBINATION FOR COMPONENTS AS PER CUSTOMER REQUIREMENT.



# DATA SHEET FOR FLP SPLIT AIR CONDITIONER

SPECIAL NOTE : WE ARE THE ONLY COMPANY IN INDIA OFFERING COMPLETE CERTIFICATION FOR THE ENTIRE FLP AIR CONDITIONER CIMFR , BIS & PESO

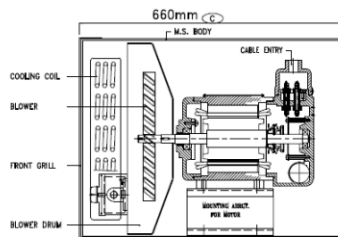
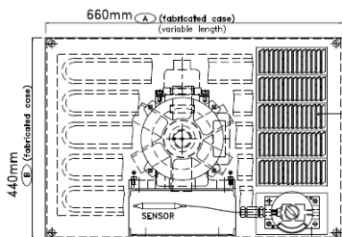
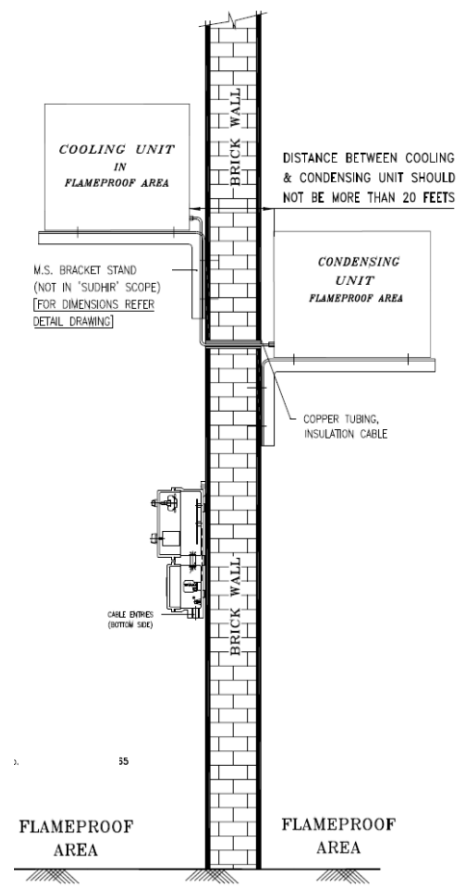
## TECHNICAL DATA:

- PRODUCT** : CAT NO – SAC/211
- ENCLOSURE** : FLAME PROOF ZONE-1 & 2 Gas Group IIA , IIB , IIC  
As per IS/IEC 60079-1 : 2014
- PROTECTION** : WEATHER PROOF IP – 66 AS PER IS/IEC 60529:2001  
(Reaffirmed 2014)
- AREA & TEMP . CLASS** : Ex db IIC T5 Gb EX tb / tc IIIC T85 C Db/Dc  
(ZONE 1 & 2 )
- CERTIFICATION** : CIMFR, BIS, PESO
- TEMP CLASS** : T5
- MATERIAL** : M.S. FABRICATED CASE / STAINLESS STEEL
- FINISH** : EPOXY POWDER COATED SHADE AS PER IS : 5
- EARTHING** : 1 No INTERNAL & 2 No's EXTERNAL
- HARDWARE** : STAINLESS STEEL

### FLP WP AIR CONDITIONER UNIT

### FLP WP ENCLOSURE FOR MOTOR

- PRODUCT** : CAT NO.: FAN / 140
- ENCLOSURE** : FLAME PROOF ZONE-1 & 2 Gas Group IIA , IIB , IIC  
As per IS/IEC 60079-1 : 2014
- PROTECTION** : WEATHER PROOF IP – 66 AS PER IS/IEC 60529:2001  
(Reaffirmed 2014)
- AREA & TEMP . CLASS** : Ex db IIC T5 Gb EX tb / tc IIIC T85 C Db/Dc ( ZONE 1 & 2 )
- CERTIFICATION** : CIMFR, BIS, PESO
- TEMP CLASS** : T5
- MATERIAL** : CAST IRON ( C.I )
- FINISH** : EPOXY POWDER COATED SHADE AS PER IS : 5
- EARTHING** : 1 No INTERNAL & 2 No's EXTERNAL
- HARDWARE** : STAINLESS STEEL
- GASKET** : 'O' RING ENDLESS GASKET NEOPRENE / SILICON
- NAME PLATE** : SS NAME PLATE CUM WARNING PLATE
- CABLE ENTRY** : 1 No. M20 SIZE ENTRY
- TERMINAL** : 2NO. 3/16" STUD TYPE TERMINAL OF SUDHIR MAKE
- MOTOR RATING** : 920 RPM, SINGLE PHASE, 0.25HP

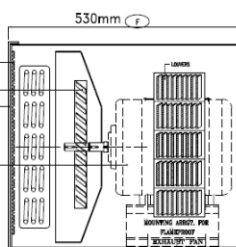
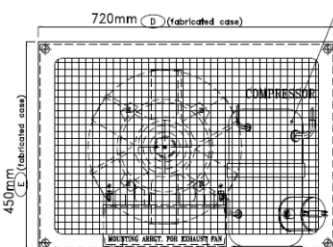


CIMFR TESTED FLP-WP ENCLOSURE FOR THERMOSTAT (Ex-d)  
SUITABLE FOR USE IN ZONE-1, GAS GROUPS – IIA & IIB  
CAT. No. : JB/2C/2017  
CIMFR CERT. No. : IN/CIMFR/TR22/R/H136 Dt. 08/07/2022  
PESO No. : .  
BIS LICENCE No. : CM/L-0003931365

#### FRONT VIEW OF COOLING UNIT

CIMFR TESTED FLP-WP TERMINAL/COMPRESSOR UNIT ENCLOSURE  
(Ex-d) SUITABLE FOR USE IN GAS GROUPS-I, IIA & IIB  
CAT. No. : SAC/211  
CIMFR CERT. No. : IN/CIMFR/TR22/R/H15  
Dt.: 07/04/2022  
PESO CERT. No. : .

BIS LICENCE No. : CM/L-0003931365



CIMFR TESTED FLP-WP MOTOR ENCLOSURE  
(Ex-d) SUITABLE FOR USE IN GAS GROUPS-I, IIA & IIB  
CAT. No. : FAN/140  
CIMFR CERT. No. : IN/CIMFR/TR22/R/H561  
Dt. 31/03/2022  
PESO CERT. No. : PS40766/1  
Dt.: 18/07/2022  
BIS LICENCE No. : CM/L-0003931365

FRONT VIEW OF CONDENSING UNIT

SIDE VIEW

**DATA SHEET FOR FLP SPLIT AIR CONDITIONER****TECHNICAL DATA:****FLP WP ENCLOSURE FOR THERMOSTAT**

PRODUCT	: CAT NO.: JB/2C/2017
ENCLOSURE	: FLAME PROOF ZONE-1 & 2 Gas Group IIA, IIB IIC, As per IS/IEC 60079-1 : 2014
PROTECTION	: WEATHER PROOF IP – 65 AS PER IS/IEC 60529:2001 (Reaffirmed 2014)
AREA & TEMP. CLASS	: Ex db IIC T6 Gb ( EX tb / tc IIIC T85 C Db/Dc ( ZONE 1 & 2 )
CERTIFICATION	: CIMFR, BIS, PESO
TEMP CLASS	: T6
MATERIAL	: CAST ALUMINIUM ALLOY LM6.
FINISH	: EPOXY POWDER COATED SHADE AS PER IS : 5
EARTHING	: 1 No INTERNAL & 2 No's EXTERNAL
HARDWARE	: STAINLESS STEEL
GASKET	: 'O' RING ENDLESS GASKET NEOPRENE / SILICON
RANGE	: THERMOSTATE RANGE FROM 12° TO 32°
NAME PLATE	: SS NAME PLATE CUM WARNING PLATE
CABLE ENTRY	: 2 No. M20 SIZE ENTRY.

**FLP WP COMPRESSOR FOR TERMINAL UNIT**

PRODUCT	: CAT NO.: SAC/211
ENCLOSURE	: FLAME PROOF ZONE-1 & 2 Gas Group IIA, IIB, IIC As per IS/IEC 60079-1 : 2014
PROTECTION	: WEATHER PROOF IP – 65 AS PER IS/IEC 60529:2001 (Reaffirmed 2014)
AREA & TEMP. CLASS	: Ex db IIC T5 Gb ( EX tb / tc IIIC T85 C Db/Dc ( ZONE 1 & 2 )
CERTIFICATION	: CIMFR, BIS, PESO
TEMP CLASS	: T5
MATERIAL	: CAST IRON (C.I) / M.S.
FINISH	: OUTSIDE BLACK EPOXY SPRAY AS PER IS: 5
EARTHING	: BRASS / SS SCREW OF M4.
HARDWARE	: STAINLESS STEEL
GASKET	: 'O' RING ENDLESS GASKET NEOPRENE / SILICON
NAME PLATE	: SS NAME PLATE CUM WARNING PLATE
CABLE ENTRY	: 2 No. M20 SIZE ENTRY / EQUIVALENT
COMPRESSOR RATING	: 220-240V AC, 50 Hz., SINGLE PHASE SUPPLY, OR 415 V AC, 50 Hz., THREE PHASE SUPPLY
GAS USE	: GAS USE IN COMPRESSOR FOR REFRIGERANT IS 'R – 22 TYPE GAS.
REFRIGERANT	: WE CAN OFFER ECO FRIENDLY GAS TYPE R 407 / 414 ETC.

**INDOOR COOLING UNIT**

DIM.	1/1.5 TONNES	2 TONNES	2.5 TONNES	5 TONNES
A	660mm	660mm	660mm	660mm
B	432mm	440mm	432mm	432mm
C	635mm	660mm	635mm	635mm

**OUTDOOR CONDENSING UNIT**

DIM.	1/1.5 TONNES	2 TONNES	2.5 TONNES	5 TONNES
D	711mm	720mm	711mm	711mm
E	432mm	450mm	432mm	432mm
F	521mm	530mm	572mm	572mm

**DATA SHEET FOR FLP SPLIT AIR CONDITIONER****TECHNICAL DATA:****FLP WP ENCLOSURE FOR CONTROL PANEL**

PRODUCT	: CAT NO.: CGB/2C/131
ENCLOSURE	: FLAME PROOF ZONE-1 & 2 Gas Group IIA , IIB, IIC As per IS/IEC 60079-1 : 2014
PROTECTION	: WEATHER PROOF IP – 66 AS PER IS/IEC 60529:2001 (Reaffirmed 2014)
AREA & TEMP. CLASS	: Ex db IIC T6 Gb ( EX tb / tc IIIC T85 C Db/Dc (ZONE 1 & 2 )
CERTIFICATION	: CIMFR, BIS, PESO
TEMP CLASS	: T6
MATERIAL	: CAST ALUMINIUM ALLOY LM6.
FINISH	: EPOXY POWDER COATED SHADE AS PER IS : 5
EARTHING	: 1 No INTERNAL & 2 No's EXTERNAL
HARDWARE	: STAINLESS STEEL
GASKET	: 'O' RING ENDLESS GASKET NEOPRENE / SILICON
MCB	: 1 No. 32 AMP. DP MCB
INDICATING LAMP	: 1No. 240V AC LED TYPE LENS COLOUR 'RED'.
CAPACITOR	: RUNNING CAPACITOR 40mfd
RELAY	: PTC RELAY
NAME PLATE	: SS NAME PLATE CUM WARNING PLATE
CABLE ENTRY	: 3 No. M20 SIZE ENTRY


**SELECTION CHART**

SR.NO	TON	PHASE
1	1	SINGLE PHASE 230 V AC
2	1.5	SINGLE PHASE 230 V AC
3	2	SINGLE PHASE 230 V AC
4	2.5	THREE PHASE 415 V AC
5	3	THREE PHASE 415 V AC
6	5	THREE PHASE 415 V AC

SR.NO	INDOOR UNIT	OUT DOOR UNIT
1	FAN	COMPRESSOR
2	MOTOR	MOTOR
3	COOLING COIL	BLADE
4	BLOWER	CONDENSER
5	THERMOSTAT	VALVE - BRASS
6	VALVE - BRASS	

**OPTIONS**

SR.NO	PARTICULAR	OPTIONS
1	GLAND & PLUG	BRASS / SS / ALUMINIUM
2	COLOUR SHADE	631, 632, 355, 7031, 7032 etc.

**SPECIAL NOTE :- COPPER TUBE CAN BE SUPPLY AT EXTRA COST IF REQUIRED**



# DATA SHEET FOR FLP WINDOW AIR CONDITIONER

SPECIAL NOTE : WE ARE THE ONLY COMPANY IN INDIA OFFERING COMPLETE CERTIFICATION FOR THE ENTIRE FLP AIR CONDITIONER CIMFR , BIS & PESO

## TECHNICAL DATA:

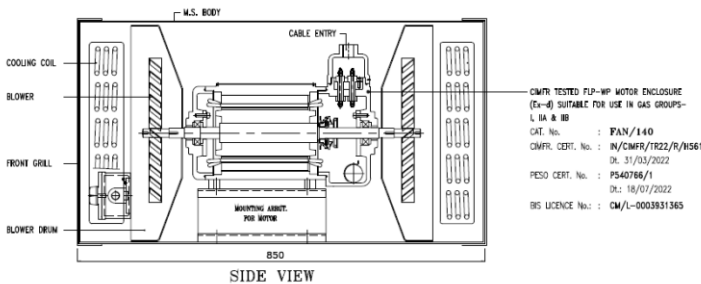
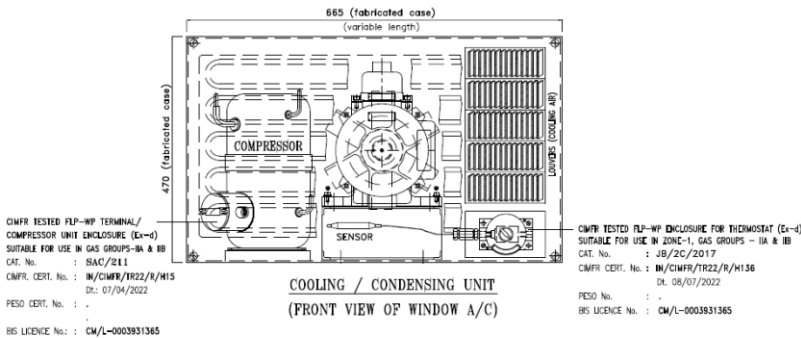
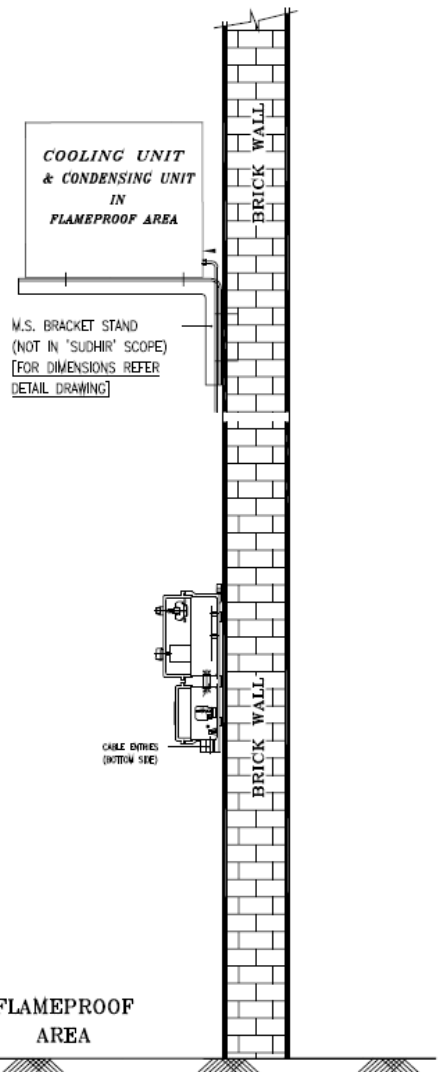
### FLP WP AIR CONDITIONER UNIT

- PRODUCT : CAT NO .- SAC/211
- ENCLOSURE : FLAME PROOF ZONE-1 & 2 Gas Group IIA , IIB , IIC  
As per IS/IEC 60079-1 : 2014
- PROTECTION : WEATHER PROOF IP – 66 AS PER IS/IEC 60529:2001  
(Reaffirmed 2014)
- AREA & TEMP. CLASS : Ex db IIC T5 Gb EX tb / tc IIIC T85 C Db/Dc ( ZONE 1 & 2 )
- CERTIFICATION : CIMFR, BIS, PESO
- TEMP CLASS : T5
- MATERIAL : M.S. FABRICATED CASE / STAINLESS STEEL
- FINISH : EPOXY POWDER COATED SHADE AS PER IS : 5
- EARTHING : 1 No INTERNAL & 2 No's EXTERNAL
- HARDWARE : STAINLESS STEEL



### FLP WP ENCLOSURE FOR MOTOR

- PRODUCT : CAT NO.: FAN / 140
- ENCLOSURE : FLAME PROOF ZONE-1 & 2 Gas Group IIA , IIB , IIC  
As per IS/IEC 60079-1 : 2014
- PROTECTION : WEATHER PROOF IP – 66 AS PER IS/IEC 60529:2001  
(Reaffirmed 2014)
- AREA & TEMP. CLASS : Ex db IIC T5 Gb EX tb / tc IIIC T85 C Db/Dc  
(ZONE 1 & 2 )
- CERTIFICATION : CIMFR, BIS, PESO
- TEMP CLASS : T5
- MATERIAL : CAST IRON ( C.I )
- FINISH : EPOXY POWDER COATED SHADE AS PER IS : 5
- EARTHING : 1 No INTERNAL & 2 No's EXTERNAL
- HARDWARE : STAINLESS STEEL
- GASKET : 'O' RING ENDLESS GASKET NEOPRENE / SILICON
- NAME PLATE : SS NAME PLATE CUM WARNING PLATE
- CABLE ENTRY : 1 No. M20 SIZE ENTRY
- TERMINAL : 2NO. 3/16" STUD TYPE TERMINAL OF SUDHIR MAKE
- MOTOR RATING : : 920 RPM, SINGLE PHASE, 0.25HP



**DATA SHEET FOR FLP WINDOW AIR CONDITIONER****TECHNICAL DATA:****FLP WP ENCLOSURE FOR THERMOSTAT**

PRODUCT	: CAT NO.: JB/2C/2017
ENCLOSURE	: FLAME PROOF ZONE-1 & 2 Gas Group IIA, IIB IIC, As per IS/IEC 60079-1 : 2014
PROTECTION	: WEATHER PROOF IP – 65 AS PER IS/IEC 60529:2001 (Reaffirmed 2014)
AREA & TEMP. CLASS	: Ex db IIC T6 Gb ( EX tb / tc IIIC T85 C Db/Dc ( ZONE 1 & 2 )
CERTIFICATION	: CIMFR, BIS, PESO
TEMP CLASS	: T6
MATERIAL	: CAST ALUMINIUM ALLOY LM6.
FINISH	: EPOXY POWDER COATED SHADE AS PER IS : 5
EARTHING	: 1 No INTERNAL & 2 No's EXTERNAL
HARDWARE	: STAINLESS STEEL
GASKET	: 'O' RING ENDLESS GASKET NEOPRENE / SILICON
RANGE	: THERMOSTATE RANGE FROM 12° TO 32°
NAME PLATE	: SS NAME PLATE CUM WARNING PLATE
CABLE ENTRY	: 2 No. M20 SIZE ENTRY.

**FLP WP COMPRESSOR FOR TERMINAL UNIT**

PRODUCT	: CAT NO.: SAC/211
ENCLOSURE	: FLAME PROOF ZONE-1 & 2 Gas Group IIA, IIB, IIC As per IS/IEC 60079-1 : 2014
PROTECTION	: WEATHER PROOF IP – 65 AS PER IS/IEC 60529:2001 (Reaffirmed 2014)
AREA & TEMP. CLASS	: Ex db IIC T5 Gb ( EX tb / tc IIIC T85 C Db/Dc ( ZONE 1 & 2 )
CERTIFICATION	: CIMFR, BIS, PESO
TEMP CLASS	: T5
MATERIAL	: CAST IRON (C.I) / M.S.
FINISH	: OUTSIDE BLACK EPOXY SPRAY AS PER IS: 5
EARTHING	: BRASS / SS SCREW OF M4.
HARDWARE	: STAINLESS STEEL
GASKET	: 'O' RING ENDLESS GASKET NEOPRENE / SILICON
NAME PLATE	: SS NAME PLATE CUM WARNING PLATE
CABLE ENTRY	: 2 No. M20 SIZE ENTRY /EQUIVALENT
COMPRESSOR RATING	: 220-240V AC, 50 Hz., SINGLE PHASE SUPPLY, OR 415 V AC, 50 Hz., THREE PHASE SUPPLY
GAS USE	: GAS USE IN COMPRESSOR FOR REFRIGERANT IS 'R – 22 TYPE GAS.
REFRIGERANT	: WE CAN OFFER ECO FRIENDLY GAS TYPE R 407 / 414 ETC.

**DATA SHEET FOR FLP WINDOW AIR CONDITIONER****TECHNICAL DATA:****FLP WP ENCLOSURE FOR CONTROL PANEL**

PRODUCT	: CAT NO.: CGB/2C/131
ENCLOSURE	: FLAME PROOF ZONE-1 & 2 Gas Group IIA , IIB, IIC As per IS/IEC 60079-1 : 2014
PROTECTION	: WEATHER PROOF IP – 66 AS PER IS/IEC 60529:2001 (Reaffirmed 2014)
AREA & TEMP. CLASS	: Ex db IIC T6 Gb ( EX tb / tc IIIC T85 C Db/Dc ( ZONE 1 & 2 )
CERTIFICATION	: CIMFR, BIS, PESO
TEMP CLASS	: T6
MATERIAL	: CAST ALUMINIUM ALLOY LM6.
FINISH	: EPOXY POWDER COATED SHADE AS PER IS : 5
EARTHING	: 1 No INTERNAL & 2 No's EXTERNAL
HARDWARE	: STAINLESS STEEL
GASKET	: 'O' RING ENDLESS GASKET NEOPRENE / SILICON
MCB	: 1 No. 32 AMP. DP MCB
INDICATING LAMP	: 1No. 240V AC LED TYPE LENS COLOUR 'RED'.
CAPACITOR	: RUNNING CAPACITOR 40mfd
RELAY	: PTC RELAY
NAME PLATE	: SS NAME PLATE CUM WARNING PLATE
CABLE ENTRY	: 3 No. M20 SIZE ENTRY

**SELECTION CHART**

SR.NO	TON	PHASE
1	1	SINGLE PHASE 230 V AC
2	1.5	SINGLE PHASE 230 V AC
3	2	SINGLE PHASE 230 V AC
4	2.5	THREE PHASE 415 V AC
5	3	THREE PHASE 415 V AC
6	5	THREE PHASE 415 V AC

SR.NO	WINDOW UNIT
1	COMPRESSOR
2	DOUBLE SHAFT MOTOR
3	BLADE
4	BLOWER
5	COOLING COIL
6	CONDENSER
7	THERMOSTAT

**OPTIONS**

SR.NO	PARTICULAR	OPTIONS
1	GLAND & PLUG	BRASS / SS / ALUMINIUM
2	COLOUR SHADE	631, 632, 355, 7031, 7032 etc.



# DATA SHEET FOR FLP INSTRUMENT ENCLOSURE (DIRECT ENTRY)

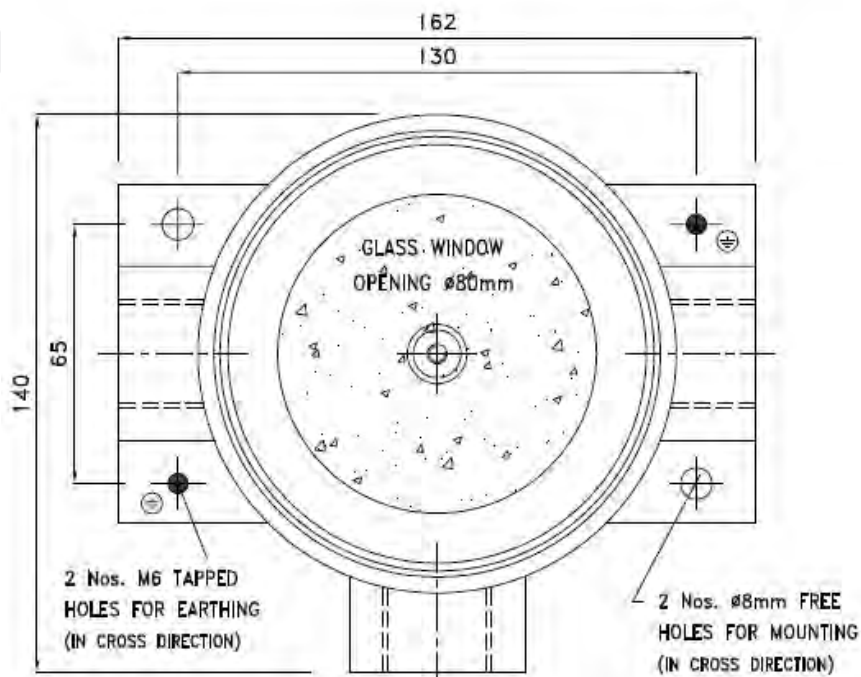
## TECHNICAL DATA:

- PRODUCT : CAT NO: LS / A / 153
- ENCLOSURE : FLAME PROOF (Ex -d ), Gas Group IIA , IIB  
As per IS/IEC 60079-1 : 2014
- PROTECTION : WEATHER PROOF IP – 66 AS PER IS/IEC 60529:2001  
(Reaffirmed 2014)
- AREA CLASSIFICATION : Ex db IIA,IIB T6 Gb ( EX tb / tc IIIC T85 C Db/Dc  
(ZONE 1 & 2 & Zone 21 & 22 )
- CERTIFICATION : CIMFR, BIS , PESO
- TEMPERATURE CLASS : T 6
- MATERIAL : DIE CAST ALUMINIUM ALLOY
- FINISH : EPOXY POWDER COATED SHADE AS PER IS : 5
- EARTHING : 1 No INTERNAL & 2 No's EXTERNAL
- HARDWARE : STAINLESS STEEL
- GASKET : 'O' RING ENDLESS GASKET NEOPRENE / SILICON
- NAME PLATE : SS NAME PLATE CUM WARNING PLATE
- SIZE : 110 MM DIA
- ENTRIES : 1 No's M20 / ½ " NPT / EQUIVALENT
- GLASS : 80 MM DIA , HEAT RESISTANT CLEAR  
TYPE – A TOUGHENED GLASS



### OPTIONS

SR.NO	PARTICULAR	OPTIONS
1.	MATERIAL OF CONSTRUCTION	STAINLESS STEEL
2.	GLAND & PLUG	BRASS / SS / ALUMINIUM
3.	COLOUR SHADE	631, 632, 355, 7031, 7032 etc.
4.	CANOPY	M.S. POWDER COATED / FRP / GI



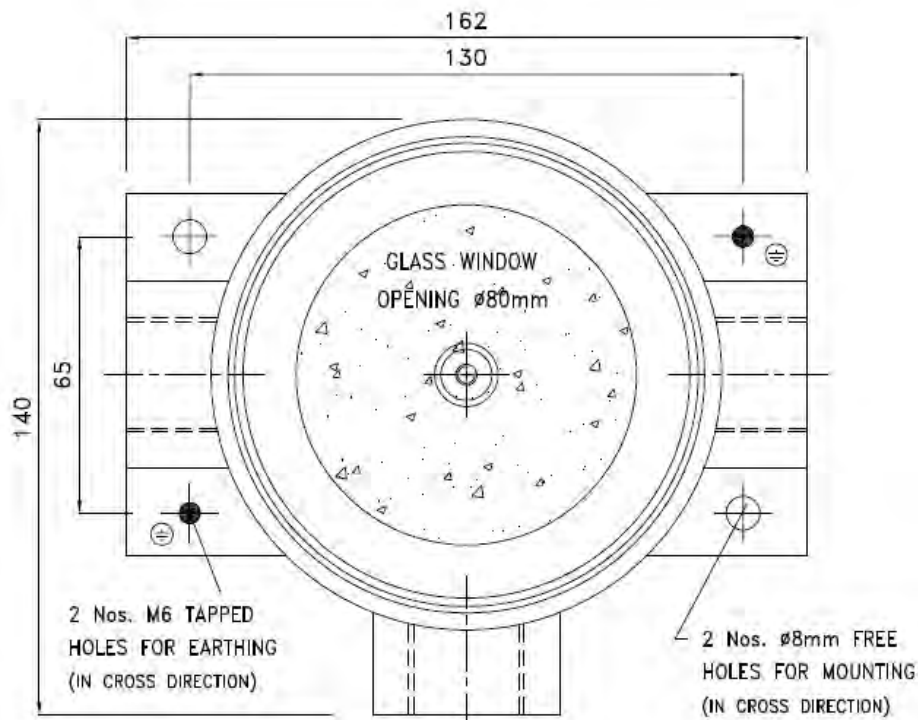
FRONT VIEW

**DATA SHEET FOR FLP INSTRUMENT ENCLOSURE (DIRECT ENTRY)****TECHNICAL DATA:**

PRODUCT	: CAT NO: JB / 2C / 2017
ENCLOSURE	: FLAME PROOF (Ex -d) , Gas Group IIA , IIB, IIC As per IS/IEC 60079-1 : 2014
PROTECTION	: WEATHER PROOF IP – 66 AS PER IS/IEC 60529:2001 (Reaffirmed 2014)
AREA CLASSIFICATION	: Ex db IIC T6 Gb ( EX tb / tc IIIC T85 C Db/Dc (ZONE 1 & 2 & Zone 21 & 22 )
CERTIFICATION	: CIMFR, BIS , PESO
TEMPERATURE CLASS	: T 6
MATERIAL	: DIE CAST ALUMINIUM ALLOY
FINISH	: EPOXY POWDER COATED SHADE AS PER IS : 5
EARTHING	: 1 No INTERNAL & 2 No's EXTERNAL
HARDWARE	: STAINLESS STEEL
GASKET	: 'O' RING ENDLESS GASKET NEOPRENE / SILICON
NAME PLATE	: SS NAME PLATE CUM WARNING PLATE
SIZE	: 110 MM DIA
ENTRIES	: 1 No's M20 / ½ " NPT / EQUIVALENT
GLASS	: 80 MM DIA , HEAT RESISTANT CLEAR TYPE -A TOUGHENED GLASS

**OPTIONS**

SR.NO	PARTICULAR	OPTIONS
1.	MATERIAL OF CONSTRUCTION	STAINLESS STEEL
2.	GLAND & PLUG	BRASS / SS / ALUMINIUM
3.	COLOUR SHADE	631, 632, 355, 7031, 7032 etc.
4.	CANOPY	M.S. POWDER COATED / FRP / GI

**FRONT VIEW**



# DATA SHEET FOR FLP TELEPHONE

## TECHNICAL DATA:

PRODUCT NAME	: CAT NO: TL / OA / 169
ENCLOSURE	: FLAME PROOF (Ex -d ), Gas Group IIA , IIB As per IS/IEC 60079-1 : 2014
PROTECTION	: WEATHER PROOF IP – 66 AS PER IS/IEC 60529:2001 (Reaffirmed 2014)
AREA CLASSIFICATION	: Ex db IIA,IIB T6 Gb ( EX tb / tc IIIC T85 C Db/Dc (ZONE 1 & 2 & Zone 21 & 22 )
CERTIFICATION	: CIMFR, BIS, PESO
TEMPERATURE CLASS	: T 6
MATERIAL	: DIE CAST ALUMINIUM ALLOY
FINISH	: EPOXY POWDER COATED SHADE AS PER IS : 5
EARTHING	: 1 No INTERNAL & 2 No's EXTERNAL
HARDWARE	: STAINLESS STEEL
GASKET	: 'O' RING ENDLESS GASKET NEOPRENE / SILICON
NAME PLATE	: SS NAME PLATE CUM WARNING PLATE
ENTRIES	: 3 NOS AT BOTTOM OF M20 / ½" NPT / EQUIVALENT
VOLTAGE	: 48 V DC
SOUND LEVEL	: 100 dB AUDIBLE IN 1 METER WITH BUILT IN BUZZER
TERMINALS	: 6 NOS OF 15 AMP STRIP TYPE TERMINALS

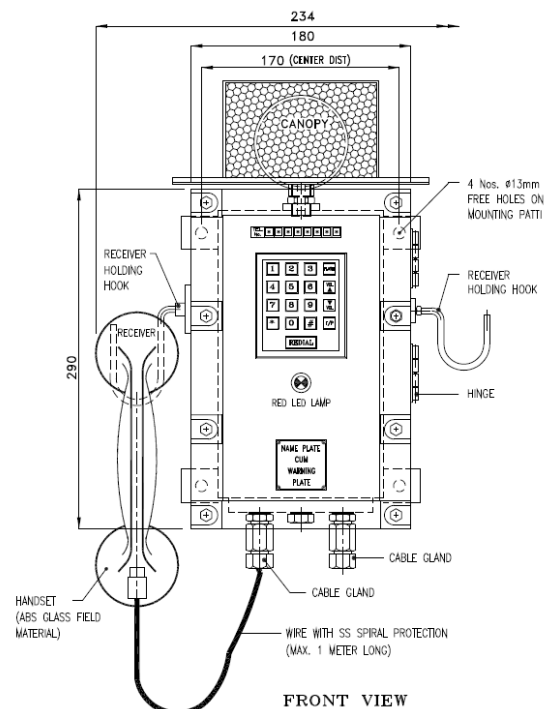


### SALIENT FEATURES :

- LED INDICATION FOR INCOMING CALLS
- METALLIC STAINLESS STEEL DIAL KEY PAD
- SS KEY PAD FLUSH BUTTON TYPE
- HAND SET ABS GLASS FILLED MATERIAL.
- STAINLESS STEEL FLEXIBLE CORD FOR HAND SET WIRE.
- PULSE / TONE (SELECTABLE)
- REDIAL FACILITY
- CIRCUIT WITH ZENIER BARRIER
- SILICON COATING ON KEY PAD TO PREVENT FROM DUST / MOISTURE / CHEMICAL.

### OPTIONS

SR.NO	PARTICULAR	OPTIONS
1.	MATERIAL OF CONSTRUCTION	STAINLESS STEEL
2.	GLAND & PLUG	BRASS / SS / ALUMINIUM
3.	COLOUR SHADE	631, 632, 355, 7031, 7032 etc.
4.	HANSET	ALUMINIUM METAL
5.	CANOPY	M.S POWDER COATED / G.I / FRP





# DATA SHEET FOR FLP TELEPHONE

## TECHNICAL DATA:

PRODCUCT NAME	: CAT NO : TL / 2C / 169
ENCLOSURE	: FLAME PROOF (Ex -d ), Gas Group IIA , IIB , IIC As per IS/IEC 60079-1 : 2014
PROTECTION	: WEATHER PROOF IP – 66 AS PER IS/IEC 60529:2001 (Reaffirmed 2014)
AREA CLASSIFICATION	: Ex db IIC T6 Gb ( EX tb / tc IIIC T85 C Db/Dc (ZONE 1 & 2 & Zone 21 & 22 )
CERTIFICATION	: CIMFR, BIS, PESO
TEMPERATURE CLASS	: T 6
MATERIAL	: DIE CAST ALUMINIUM ALLOY
FINISH	: EPOXY POWDER COATED SHADE AS PER IS : 5
EARTHING	: 1 No INTERNAL & 2 No's EXTERNAL
HARDWARE	: STAINLESS STEEL
GASKET	: 'O' RING ENDLESS GASKET NEOPRENE / SILICON
NAME PLATE	: SS NAME PLATE CUM WARNING PLATE
ENTRIES	: 3 NOS AT BOTTOM OF M20 / ½" NPT / EQUIVALENT
VOLTAGE	: 48 V DC
SOUND LEVEL	: 100 dB AUDIBLE IN 1 METER WITH BUILT IN BUZZER
TERMINALS	: 6 NOS OF 15 AMP STRIP TYPE TERMINALS

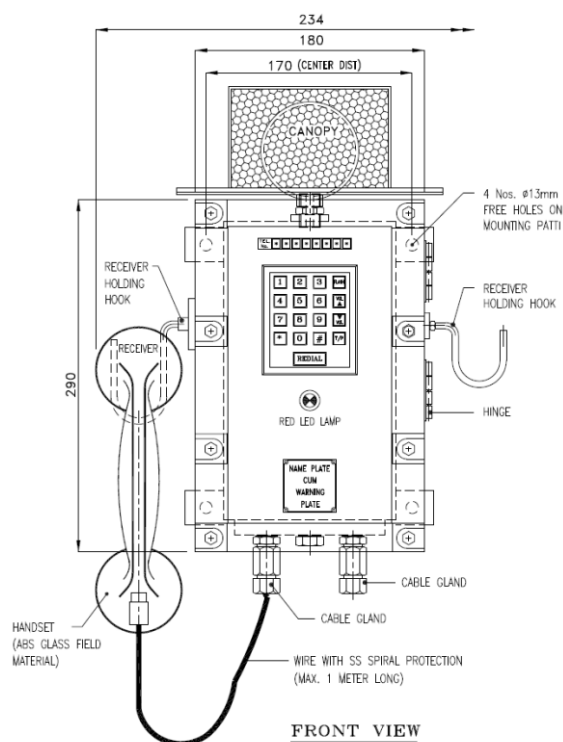


### SALIENT FEATURES :

- LED INDICATOR FOR INCOMING CALLS
- METALLIC STAINLESS STEEL DIAL KEY PAD
- SS KEY PAD FLUSH BUTTON TYPE
- HAND SET ABS GLASS FILLED MATERIAL.
- STAINLESS STEEL FLEXIBLE CORD FOR HAND SET WIRE.
- PULSE / TONE (SELECTABLE)
- REDIAL FACILITY
- CIRCUIT WITH ZENIER BARRIER
- SILICON COATING ON KEY PAD TO PREVENT FROM DUST / MOISTURE / CHEMICAL.

### OPTIONS

SR.NO	PARTICULAR	OPTIONS
1.	MATERIAL OF CONSTRUCTION	STAINLESS STEEL
2.	GLAND & PLUG	BRASS / SS / ALUMINIUM
3.	COLOUR SHADE	631, 632, 355, 7031, 7032 etc.
4.	HANSET	ALUMINIUM METAL
5.	CANOPY	M.S POWDER COATED / G.I / FRP



**DATA SHEET FOR FLP ACCESSORIES****TECHNICAL DATA:**

PRODUCT	: CAT NO: ACC / 2C / 2019
ENCLOSURE	: FLAME PROOF (Ex -d ), Gas Group IIA , IIB, IIC As per IS/IEC 60079-1 : 2014
PROTECTION	: WEATHER PROOF IP – 66 AS PER IS/IEC 60529:2001 (Reaffirmed 2014)
AREA CLASSIFICATION	: Ex db IIC T6 Gb ( EX tb / tc IIIC T85 C Db/Dc (ZONE 1 & 2 & Zone 21 & 22 )
CERTIFICATION	: CIMFR, BIS , PESO
TEMPERATURE CLASS	: T 6
MATERIAL	: BRASS NICKEL PLATED
GASKET	: 'O' RING ENDLESS GASKET NEOPRENE / SILICON

**OPTIONS**

SR.NO	PARTICULAR	OPTIONS
1.	MATERIAL OF CONSTRUCTION	M.S / STAINLESS STEEL / ALUMINIUM

**SELECTION CHART**

SR.NO	UNION ( MALE X MALE )
1	M20 / 3/4 " ET / EQUIVALENT
2	M 25 / 1 " ET / EQUIVALENT
3	M 32 / 1 1/4 " ET EQUIVALENT
4	M 40 / 1 1/2 " ET EQUIVALENT

SR.NO	NIPPLE
1	M20 / 3/4 " ET / EQUIVALENT
2	M 25 / 1 " ET / EQUIVALENT
3	M 32 / 1 1/4 " ET EQUIVALENT
4	M 40 / 1 1/2 " ET EQUIVALENT

SR.NO	UNION ( MALE X FEMALE )
1	M20 / 3/4 " ET / EQUIVALENT
2	M 25 / 1 " ET / EQUIVALENT
3	M 32 / 1 1/4 " ET EQUIVALENT
4	M 40 / 1 1/2 " ET EQUIVALENT

SR.NO	COUPLING
1	M20 / 3/4 " ET / EQUIVALENT
2	M 25 / 1 " ET / EQUIVALENT
3	M 32 / 1 1/4 " ET EQUIVALENT
4	M 40 / 1 1/2 " ET EQUIVALENT

SR.NO	UNION ( FEMALE X FEMALE )
1	M20 / 3/4 " ET / EQUIVALENT
2	M 25 / 1 " ET / EQUIVALENT
3	M 32 / 1 1/4 " ET EQUIVALENT
4	M 40 / 1 1/2 " ET EQUIVALENT

SR.NO	STOPPING PLUG
1	M20 / 3/4 " ET / EQUIVALENT
2	M 25 / 1 " ET / EQUIVALENT
3	M 32 / 1 1/4 " ET EQUIVALENT
4	UP TO M76 / 3 " ET EQUIVALENT

SR.NO	REDUCER
1	M25 / 1 " ET TO M20 / 3/4 " ET / EQUIVALENT
2	M32 / 1 1/4 " ET TO M 25 / 1 " ET / EQUIVALENT
3	M 40 / 1 1/2 " ET TO M32 / 1 1/4 " ET / EQUIVALENT
4	M 50 / 2 " ET TO M40 / 1 1/2 " ET / EQUIVALENT

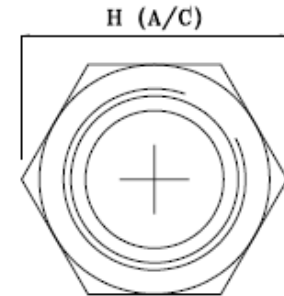
SR.NO	ADAPTOR
1	M20 / 3/4 " ET TO M25 / 1 " ET / EQUIVALENT
2	M 25 / 1 " ET TO M32 / 1 1/4 " ET / EQUIVALENT
3	M32 / 1 1/4 " ET TO M 40 / 1 1/2 " ET / EQUIVALENT
4	M40 / 1 1/2 " ET TO M 50 / 2 " ET / EQUIVALENT



## DATA SHEET FOR FLP CABLE GLANDS

### TECHNICAL DATA:

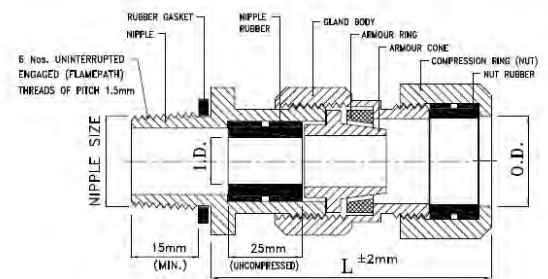
PRODUCT	:	CAT NO.-CG/209
ENCLOSURE	:	FLAME PROOF (Ex -d), Gas Group IIA, IIB, As per IS/IEC 60079-1 : 2014
PROTECTION	:	WEATHER PROOF IP - 66 AS PER IS/IEC 60529:2001 (Reaffirmed 2014)
AREA CLASSIFICATION	:	Ex db IIA & IIB T6 Gb ( EX tb / tc IIIC T85 C Db/Dc (ZONE 1 & 2 & Zone 21 & 22 )
CERTIFICATION	:	CIMFR, BIS, PESO
MATERIAL	:	BRASS NICKEL PLATED
TYPE	:	DOUBLE COMPRESSION TYPE
GASKET	:	RUBBER "O" RING



PLAN VIEW  
OF CABLE GLAND

### SELECTION CHART

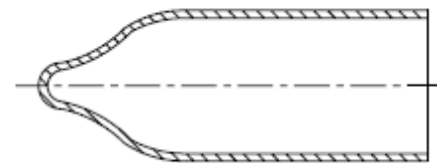
SR. NO	NIPPLE/THREAD SIZE	O.D.	I.D.
1.	M12 OR ½" ET	8 MM	5 MM
2.	M19/M20 OR ½" NPT OR ¾" ET	15 MM 17.5 MM 20.5 MM	8 MM 11 MM 13 MM
3.	M25 OR ¾" NPT OR 1" ET	17.5 MM 22.5 MM	11 MM 16 MM
4.	M32 OR 1" NPT OR 1 ¼" ET	26.5 MM 30 MM	20 MM 22 MM
5.	M38/M40 OR 1 ½" NPT OR 1 ½" ET	33.5 MM 37 MM	26 MM 30 MM
6.	M50 OR 1 ½" NPT OR 2" ET	46 MM 50 MM	38 MM 43 MM
7.	M62 OR 2" NPT OR 2 ½" ET	60 MM 62 MM	48 MM 56 MM
8.	M75 OR 2 ½" NPT OR 3" ET	68 MM 71 MM	58 MM 65 MM
9.	M90 OR 3" NPT OR 3 ½" ET	98 MM	65 MM



Sectional View of Cable Gland

### OPTIONS

SR.NO	PARTICULAR	OPTIONS
1.	MATERIAL OF CONSTRUCTION	STAINLESS STEEL/ALUMINIUM
2.	ACCESSORIES	CHECK NUT, PVC HOOD, EARTH TAG



CABLE GLAND HOOD  
OPTIONAL PART AS PER CUSTOMERS REQUIREMENT

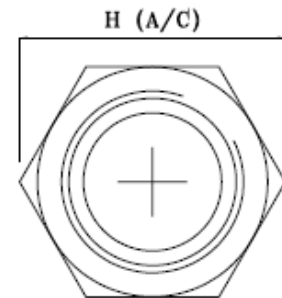




# DATA SHEET FOR CABLE GLANDS

## TECHNICAL DATA:

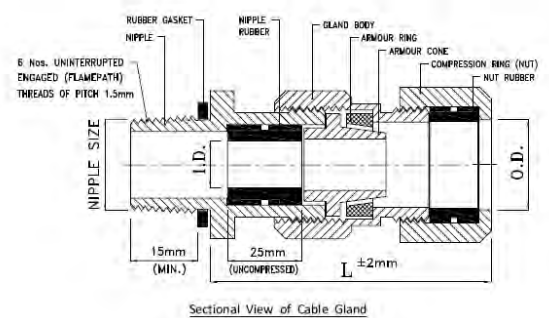
PRODUCT	:	CAT NO.-CG/2C/2018
ENCLOSURE	:	FLAME PROOF (Ex -d) , Gas Group IIA , IIB , IIC As per IS/IEC 60079-1 : 2014
PROTECTION	:	WEATHER PROOF IP – 66 AS PER IS/IEC 60529:2001 (Reaffirmed 2014)
AREA CLASSIFICATION	:	Ex db IIC T6 Gb ( EX tb / tc IIIC T85 C Db/Dc (ZONE 1 & 2 & Zone 21 & 22 )
CERTIFICATION	:	CIMFR, BIS, PESO
MATERIAL	:	BRASS NICKEL PLATED
TYPE	:	DOUBLE COMPRESSION TYPE
GASKET	:	RUBBER "O" RING



**PLAN VIEW  
OF CABLE GLAND**

### SELECTION CHART

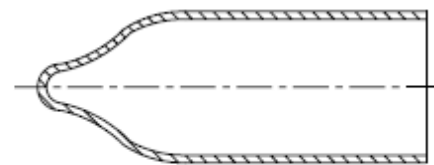
SR. NO	NIPPLE/THREAD SIZE	O.D.	I.D.
1.	M12 OR ½" ET	8 MM	5 MM
2.	M19/M20 OR ½" NPT OR ¾" ET	15 MM 17.5 MM 20.5 MM	8 MM 11 MM 13 MM
3.	M25 OR ¾" NPT OR 1" ET	17.5 MM 22.5 MM	11 MM 16 MM
4.	M32 OR 1" NPT OR 1 ¼" ET	26.5 MM 30 MM	20 MM 22 MM
5.	M38/M40 OR 1 ½" NPT OR 1 ½" ET	33.5 MM 37 MM	26 MM 30 MM
6.	M50 OR 1 ½" NPT OR 2" ET	46 MM 50 MM	38 MM 43 MM
7.	M62 OR 2" NPT OR 2 ½" ET	60 MM 62 MM	48 MM 56 MM
8.	M75 OR 2 ½" NPT OR 3" ET	68 MM 71 MM	58 MM 65 MM
9.	M90 OR 3" NPT OR 3 ½" ET	98 MM	65 MM



Sectional View of Cable Gland

### OPTIONS

SR.NO	PARTICULAR	OPTIONS
1.	MATERIAL OF CONSTRUCTION	STAINLESS STEEL/ALUMINIUM
2.	ACCESSORIES	CHECK NUT, PVC HOOD,EARTH TAG



**CABLE GLAND HOOD**  
OPTIONAL PART AS PER CUSTOMERS REQUIREMENT



**NOTE : CHECK NUT ONLY FOR METRIC AND ET TYPE GLANDS.**



# DATA SHEET FOR FLP STOPPING PLUG

## TECHNICAL DATA:

PRODUCT	:	CAT NO.-SP/2019
ENCLOSURE	:	FLAME PROOF (Ex -d ), Gas Group IIA , IIB , IIC As per IS/IEC 60079-1 : 2014
PROTECTION	:	WEATHER PROOF IP – 66 AS PER IS/IEC 60529:2001 (Reaffirmed 2014)
AREA CLASSIFICATION	:	Ex db IIC T6 Gb ( EX tb / tc IIIC T85 C Db/Dc (ZONE 1 & 2 & Zone 21 & 22 )
CERTIFICATION	:	CIMFR, BIS, PESO
MATERIAL	:	BRASS
GASKET	:	RUBBER "O" RING


## SELECTION CHART

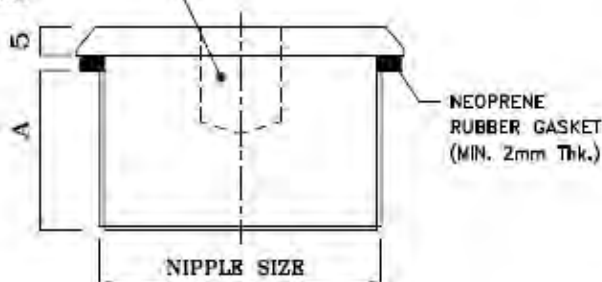
SR. NO	NIPPLE/THREAD SIZE
1.	M12 OR ½" ET
2.	M19/M20 OR ½" NPT OR ¾" ET
3.	M25 OR ¾" NPT OR 1" ET
4.	M32 OR 1" NPT OR 1 ¼" ET
5.	M38/M40 OR 1 ½" NPT OR 1 ½" ET
6.	M50 OR 1 ½" NPT OR 2" ET
7.	M62 OR 2" NPT OR 2 ½" ET
8.	M75 OR 2 ½" NPT OR 3" ET

## OPTIONS

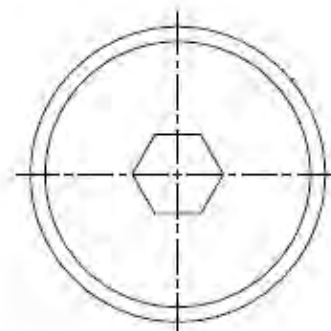
SR.NO	PARTICULAR	OPTIONS
1.	MATERIAL OF CONSTRUCTION	STAINLESS STEEL/M.S./ALUMINIUM




 HEX. SLOT FOR ALLEN/  
 HEX. KEY TO FIX OR  
 REMOVE PLUG



STOP PLUG



PLAN



# DATA SHEET FOR FLP BREATHER PLUG

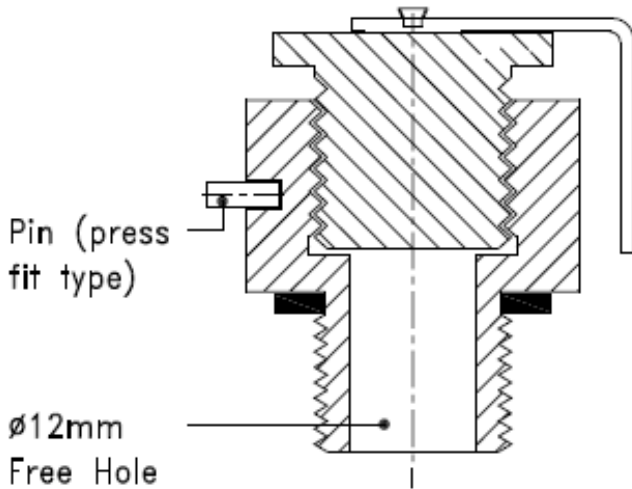
## TECHNICAL DATA:

- PRODUCT : CAT NO: BP / 2 C / 2020
- ENCLOSURE : FLAME PROOF (Ex -d ), Gas Group IIC,  
As per IS/IEC 60079-1 : 2014
- PROTECTION : WEATHER PROOF IP – 66 AS PER IS/IEC 60529:2001  
(Reaffirmed 2014)
- AREA CLASSIFICATION : Ex db IIC Gb ( EX tb / tc IIIC T85 C Db/Dc  
(ZONE 1 & 2 & Zone 21 & 22 )
- CERTIFICATION : CIMFR, BIS , PESO
- MATERIAL : STAINLESS STEEL.
- GASKET : 'O' RING ENDLESS GASKET NEOPRENE / SILICON

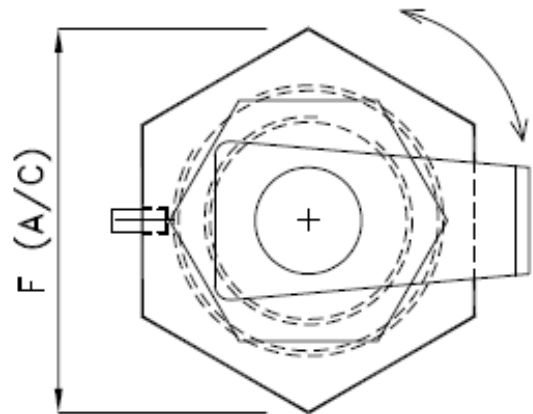


### SELECTION CHART

SR.NO	PARTICULAR
1.	M 20 / ½ " NPT / ¾ " ET / EQUIVALENT



FRONT VIEW



PLAN  
BREATHER/DRAIN  
PLUG



# DATA SHEET FOR FLP FLEXIBLE METALLIC CONDUIT

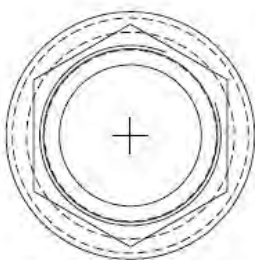
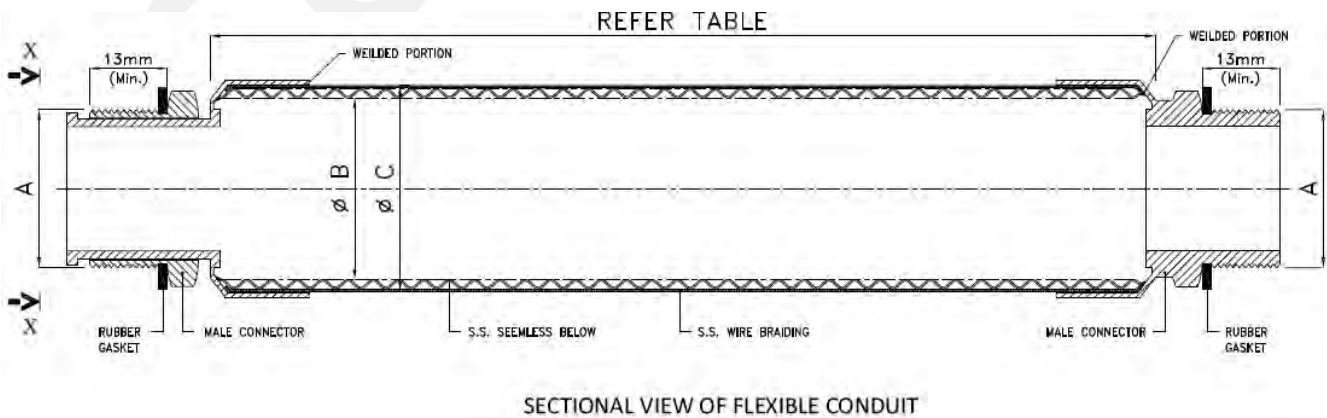

## TECHNICAL DATA:

- PRODUCT : CAT NO: FH / 199
- ENCLOSURE : FLAME PROOF (Ex -d ), Gas Group IIA , IIB  
As per IS/IEC 60079-1 : 2014
- PROTECTION : WEATHER PROOF IP – 66 AS PER IS/IEC 60529:2001  
(Reaffirmed 2014)
- AREA CLASSIFICATION : Ex db IIA IIB Gb ( EX tb / tc IIIC T85 C Db/Dc  
(ZONE 1 & 2 & Zone 21 & 22 )
- CERTIFICATION : CIMFR, BIS , PESO
- MATERIAL : STAINLESS STEEL.
- GASKET : 'O' RING ENDLESS GASKET NEOPRENE / SILICON



### SELECTION CHART

SR.NO	PARTICULAR	OPTIONS
1.	M 20 / 1/2 " NPT / 3/4 " ET / EQUIVALENT	10000 MM / 10 METER
2.	UPTO M 50 / 1 1/2 " NPT / 2 " ET / EQUIVALENT	3000 MM / 3 METER



VIEW FROM -- 'X'

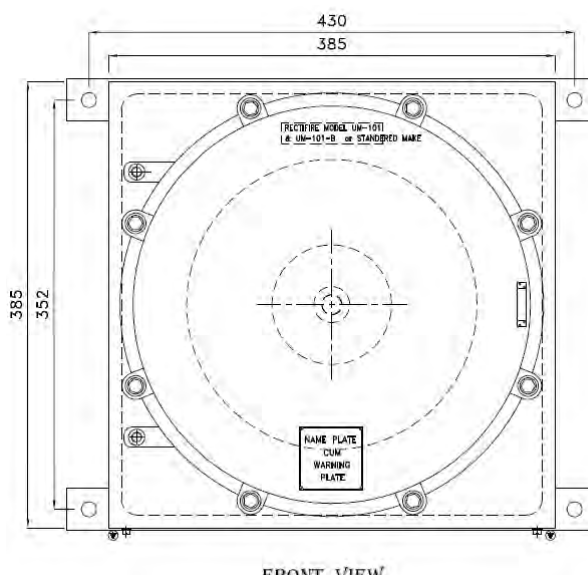
DRG. No.	A (NIPPLE SIZE)	B	C	Maximum Length
FH/199	M20 / 1/2" NPT / EQUIVLENT 3/4" ET THREADS	11mm ±2	20mm ±2	10000mm
FH/199	M50 / 1 1/2" NPT / EQUIVLENT 2" ET THREADS	50mm ±2	68mm ±2	3000mm

**DATA SHEET FOR FLP ELECTRO MAGNETIC BRAKE****TECHNICAL DATA:**

PRODUCT	: CAT NO: BR / 2C / 2027A
ENCLOSURE	: FLAME PROOF (Ex -d) , Gas Group IIA , IIB , IIC As per IS/IEC 60079-1 : 2014
PROTECTION	: WEATHER PROOF IP – 65 AS PER IS/IEC 60529:2001 (Reaffirmed 2014)
AREA & TEMP. CLASS	: Ex db IIC T6 Gb ( EX tb/tc IIIC T85 C Db/Dc (ZONE 1 & 2 & Zone 21 & 22 )
CERTIFICATION	: CIMFR, BIS, PESO
TEMPERATURE CLASS	: T6
MATERIAL	: CAST ALUMINIUM ALLOY
FINISH	: EPOXY POWDER COATED SHADE AS PER IS : 5
EARTHING	: 1 No INTERNAL & 2 No's EXTERNAL
HARDWARE	: STAINLESS STEEL
GASKET	: 'O' RING ENDLESS GASKET NEOPRENE / SILICON
NAME PLATE	: SS NAME PLATE CUM WARNING PLATE
INPUT VOLTAGE	: 415 V AC , 3 PHASE , 50 HZ.
OUTPUT VOLTAGE	: 190 – 220 VOLTS
RATING	: 800 N/m ( NEWTON METRE ) TORQUE
TERMINAL ENTRIES	: 4 NOS OF 2.5 SQ.MM CLIP ON TYPE TERMINALS. 2 Nos M20 / ½ " NPT / EQUIVALENT UPTO M 25

**OPTIONS**

SR.NO	PARTICULAR	OPTIONS
1.	GLAND & PLUG	BRASS / SS / ALUMINIUM
2.	COLOUR SHADE	631, 632, 355, 7031, 7032 etc.

**Specification :**


Break Rating	: Max. upto 800 N/m (Newton Metre) Torque,
Input Current	: 1-3 Amp.
Input Voltage	: 415 Volts
Output Voltage	: 190-220 Volts



## DATA SHEET FOR FLP ELECTRO HYDRAULIC THRUSTOR BRAKE

### TECHNICAL DATA:

PRODUCT	: CAT NO: BR / 2C / 2027
ENCLOSURE	: FLAME PROOF (Ex -d ), Gas Group IIA , IIB , IIC As per IS/IEC 60079-1 : 2014
PROTECTION	: WEATHER PROOF IP – 65 AS PER IS/IEC 60529:2001 (Reaffirmed 2014)
AREA & TEMP. CLASS	: Ex db IIC T6 Gb ( EX tb/tc IIIC T85 C Db/Dc (ZONE 1 & 2 & Zone 21 & 22 )
CERTIFICATION	: CIMFR, BIS, PESO
TEMPERATURE CLASS	: T6
MATERIAL	: CAST IRON
FINISH	: EPOXY POWDER COATED SHADE AS PER IS : 5
EARTHING	: 1 No INTERNAL & 2 No's EXTERNAL
HARDWARE	: STAINLESS STEEL
GASKET	: 'O' RING ENDLESS GASKET NEOPRENE / SILICON
NAME PLATE	: SS NAME PLATE CUM WARNING PLATE
VOLTAGE	: 500 V AC / DC , 3 PHASE , 50 HZ.
TERMINAL	: 4 NOS OF 2.5 SQ.MM CLIP ON TYPE TERMINALS.
ENTRIES	: 2 Nos M20 / ½ " NPT / EQUIVALENT

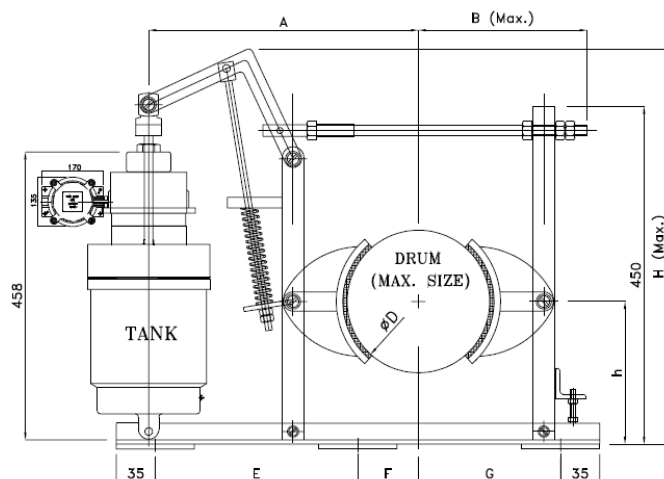


### OPTIONS

SR.NO	PARTICULAR	OPTIONS
1.	GLAND & PLUG	BRASS / SS / ALUMINIUM
2.	COLOUR SHADE	631, 632, 355, 7031, 7032 etc.

### SELECTION CHART

SR.NO	BREAK TYPE	DRUM DIA	THRUSTOR CAPACITY .(KGS)	THRUSTOR STROKE .(MM)	BREAKING TORQUE (KGM)
1	BR 100 -18	100	18	50	35
2	BR 150 -18	150	18	50	35
3	BR 200 -18	200	18	50	35
4	BR 250 -18	250	18	50	35
5	BR 250 -34	250	34	50	42
6	BR 300 -18	300	18	50	42
7	BR 300 -34	300	34	50	62
8	BR 400 -34	400	34	50	90
9	BR 400 -68	400	68	75	170
10	BR 500 -68	500	68	75	290
11	BR 500 -114	500	114	75	485
12	BR 600 -114	600	114	75	580

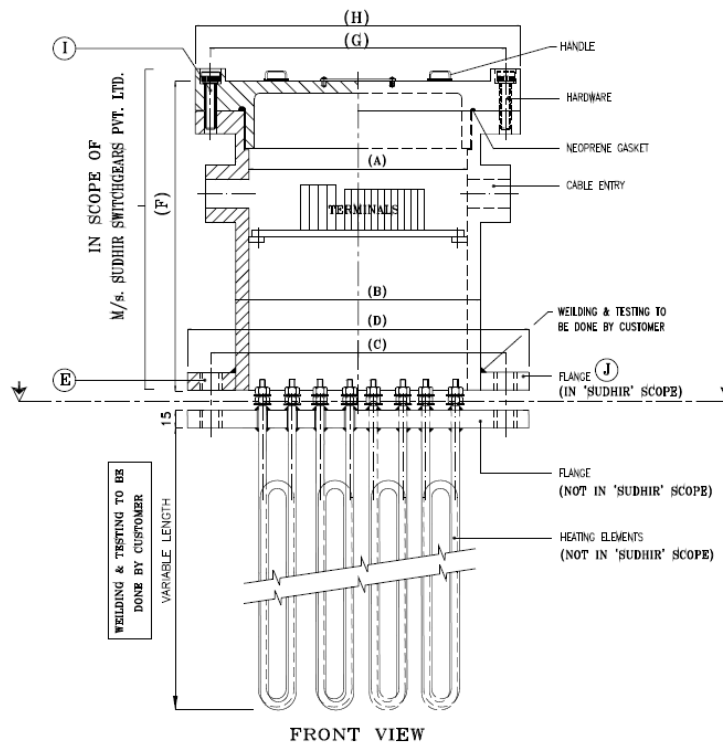


**DATA SHEET FOR FLP HEATER****TECHNICAL DATA:**

PRODUCT	: CAT NO: EH / 1891
ENCLOSURE	: FLAME PROOF (Ex -d ), Gas Group IIA , IIB , IIC As per IS/IEC 60079-1 : 2014
PROTECTION	: WEATHER PROOF IP – 65 AS PER IS/IEC 60529:2001 (Reaffirmed 2014)
AREA & TEMP. CLASS	: Ex db IIC T6 Gb ( EX tb/tc IIIC T85 C Db/Dc (ZONE 1 & 2 & Zone 21 & 22 )
CERTIFICATION	: CIMFR, BIS, PESO
TEMPERATURE CLASS	: T6
MATERIAL	: CAST IRON
FINISH	: EPOXY POWDER COATED SHADE AS PER IS : 5
EARTHING	: 1 No INTERNAL & 2 No's EXTERNAL
HARDWARE	: STAINLESS STEEL
GASKET	: 'O' RING ENDLESS GASKET NEOPRENE / SILICON
NAME PLATE	: SS NAME PLATE CUM WARNING PLATE
VOLTAGE	: 500 V AC / DC , 3 PHASE , 50 HZ.
TERMINAL	: AS PER CUSTOMRT REQUIREMENT
ENTRIES	: AS PER CUSTOMRT REQUIREMENT

**OPTIONS**

SR.NO	PARTICULAR	OPTIONS
1.	GLAND & PLUG	BRASS / SS / ALUMINIUM
2.	COLOUR SHADE	631, 632, 355, 7031, 7032 etc.
3.	RATING	15 /22/30/42/48/60/72/96/150 W
4.	ELEMENT	WITH / WITH OUT ELEMENT.





# DATA SHEET FOR FLP THERMOSTAT ENCLOSURE (DIRECT ENTRY)

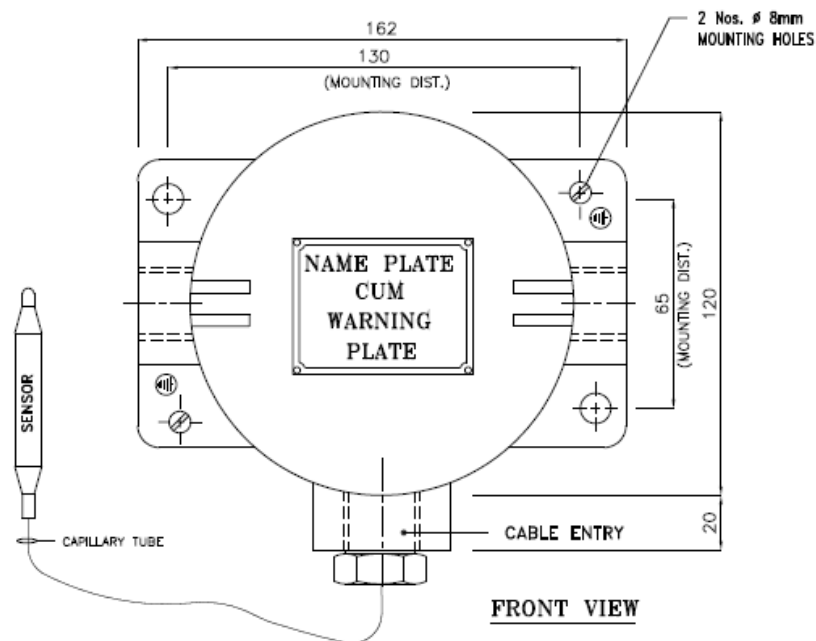
## TECHNICAL DATA:

- PRODUCT : CAT NO: LS / A / 153
- ENCLOSURE : FLAME PROOF (Ex -d ), Gas Group IIA , IIB  
As per IS/IEC 60079-1 : 2014
- PROTECTION : WEATHER PROOF IP – 66 AS PER IS/IEC 60529:2001  
(Reaffirmed 2014)
- AREA CLASSIFICATION : Ex db IIA,IIB T6 Gb ( EX tb / tc IIIC T85 C Db/Dc  
(ZONE 1 & 2 & Zone 21 & 22 )
- CERTIFICATION : CIMFR, BIS , PESO
- TEMPERATURE CLASS : T 6
- MATERIAL : DIE CAST ALUMINIUM ALLOY
- FINISH : EPOXY POWDER COATED SHADE AS PER IS : 5
- EARTHING : 1 No INTERNAL & 2 No's EXTERNAL
- HARDWARE : STAINLESS STEEL
- GASKET : 'O' RING ENDLESS GASKET NEOPRENE / SILICON
- NAME PLATE : SS NAME PLATE CUM WARNING PLATE
- SIZE : 115 MM DIA
- ENTRIES : 1 No's M20 / ½ " NPT / EQUIVALENT
- RANGE : SETTING RANGE 30 ° TO 110 °
- GLASS : 80 MM DIA , HEAT RESISTANT CLEAR  
TYPE-A TOUGHENED GLASS (FLAT)



### OPTIONS

SR.NO	PARTICULAR	OPTIONS
1.	MATERIAL OF CONSTRUCTION	STAINLESS STEEL
2.	GLAND & PLUG	BRASS / SS / ALUMINIUM
3.	COLOUR SHADE	631, 632, 355, 7031, 7032 etc.
4.	CANOPY	M.S. POWDER COATED / FRP / GI
5.	RANGE	SETTING RANGE 50 ° TO 300 °





# DATA SHEET FOR FLP THERMOSTAT ENCLOSURE (DIRECT ENTRY)

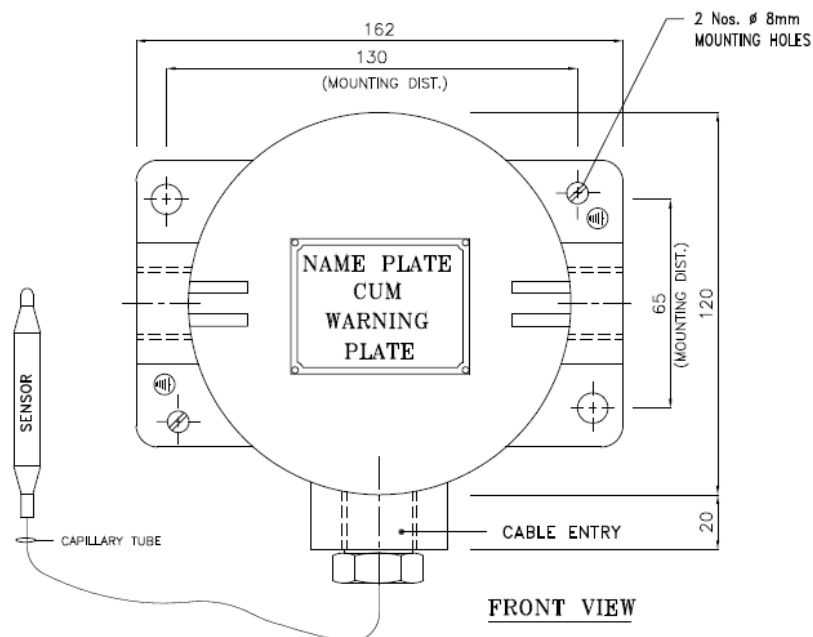
## TECHNICAL DATA:

- PRODUCT : CAT NO: JB / 2C / 2017
- ENCLOSURE : FLAME PROOF (Ex -d ), Gas Group IIA , IIB, IIC  
As per IS/IEC 60079-1 : 2014
- PROTECTION : WEATHER PROOF IP – 66 AS PER IS/IEC 60529:2001  
(Reaffirmed 2014)
- AREA CLASSIFICATION : Ex db IIC T6 Gb ( EX tb / tc IIIC T85 C Db/Dc  
(ZONE 1 & 2 & Zone 21 & 22 )
- CERTIFICATION : CIMFR, BIS , PESO
- TEMPERATURE CLASS : T 6
- MATERIAL : DIE CAST ALUMINIUM ALLOY
- FINISH : EPOXY POWDER COATED SHADE AS PER IS : 5
- EARTHING : 1 No INTERNAL & 2 No's EXTERNAL
- HARDWARE : STAINLESS STEEL
- GASKET : 'O' RING ENDLESS GASKET NEOPRENE / SILICON
- NAME PLATE : SS NAME PLATE CUM WARNING PLATE
- SIZE : 115 MM DIA
- ENTRIES : 1 No's M20 / ½ " NPT / EQUIVALENT
- RANGE : SETTING RANGE 30 ° TO 110 °
- GLASS : 80 MM DIA , HEAT RESISTANT CLEAR  
TYPE- A TOUGHENED GLASS (FLAT)



### OPTIONS

SR.NO	PARTICULAR	OPTIONS
1.	MATERIAL OF CONSTRUCTION	STAINLESS STEEL
2.	GLAND & PLUG	BRASS / SS / ALUMINIUM
3.	COLOUR SHADE	631, 632, 355, 7031, 7032 etc.
4.	CANOPY	M.S. POWDER COATED / FRP / GI
5.	RANGE	SETTING RANGE 50 ° TO 300 °





# DATA SHEET FOR FLP DIGITAL CLOCK

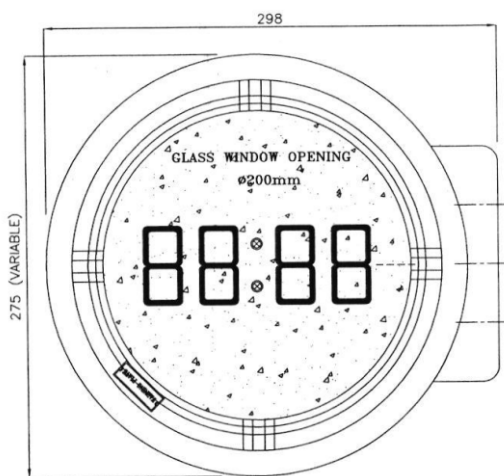
## TECHNICAL DATA:

PRODUCT	:	CAT NO: BH / 2 C / 197
ENCLOSURE	:	FLAME PROOF (Ex -d ), Gas Group IIA , IIB , IIC As per IS/IEC 60079-1 : 2014
PROTECTION	:	WEATHER PROOF IP – 66 AS PER IS/IEC 60529:2001 (Reaffirmed 2014)
AREA CLASSIFICATION	:	Ex db IIC T6 Gb ( EX tb / tc IIIC T85 C Db/Dc (ZONE 1 & 2 & Zone 21 & 22 )
TEMPERATURE CLASS	:	T 6
MATERIAL	:	DIE CAST ALUMINIUM ALLOY
FINISH	:	EPOXY POWDER COATED SHADE AS PER IS : 5
EARTHING	:	1 No INTERNAL & 2 No's EXTERNAL
HARDWARE	:	STAINLESS STEEL
GASKET	:	'O' RING ENDLESS GASKET NEOPRENE / SILICON
NAME PLATE	:	SS NAME PLATE CUM WARNING PLATE
GLASS	:	HEAT RESISTANT CLEAR TOUGHENED GLASS TYPE - A
ENTRIES	:	2 Nos M20 / ½ " NPT / EQUIVALENT
VOLTAGE	:	240 V AC
Letter size	:	45 mm / 1.8 "

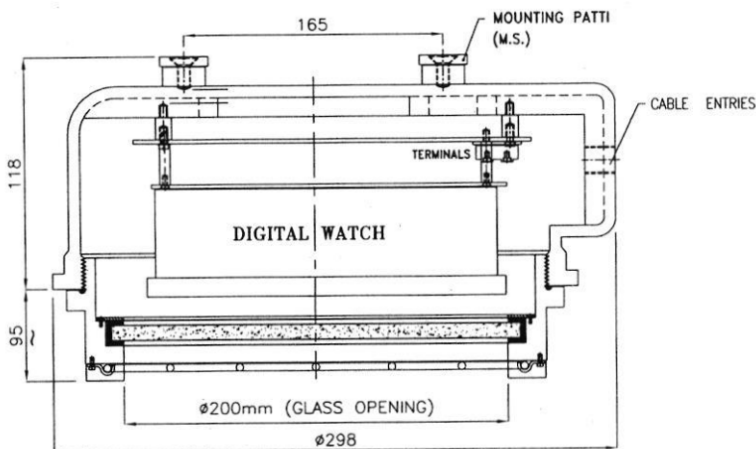


### OPTIONS

SR.NO	PARTICULAR	OPTIONS
1.	MATERIAL OF CONSTRUCTION	STAINLESS STEEL
2.	GLAND & PLUG	BRASS / SS / ALUMINIUM
3.	COLOUR SHADE	631 , 632 , 355,7031 , 7032 etc.



FRONT VIEW



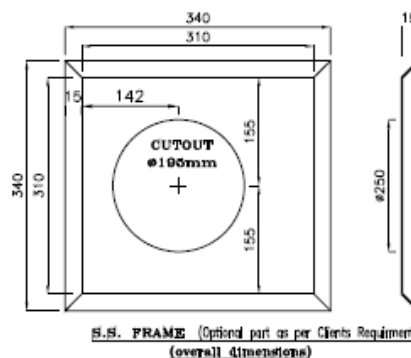
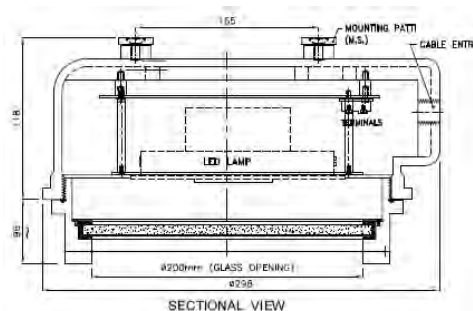
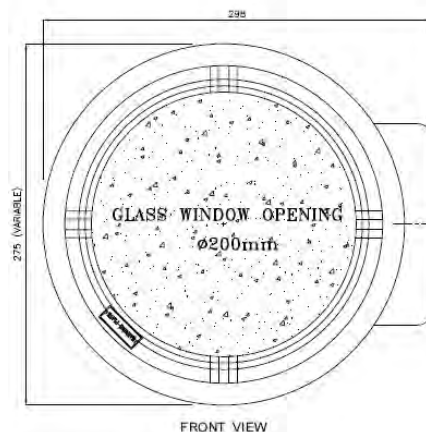

SECTIONAL VIEW



# DATA SHEET FOR CLEAN ROOM LIGHT FITTING (BOTTOM OPENING)

## TECHNICAL DATA:

- PRODUCT : CAT.NO.: BH / 2C / 197
- ENCLOSURE : FLAME PROOF (Ex -d ), Gas Group IIA , IIB , IIC  
As per IS/IEC 60079-1 : 2014
- PROTECTION : WEATHER PROOF IP – 66 AS PER IS/IEC 60529:2001  
(Reaffirmed 2014)
- AREA & TEMP. CLASS : Ex db IIC T6 Gb ( EX tb / tc IIIC T85 C Db/Dc  
(ZONE 1 & 2 & Zone 21 & 22 )
- CERTIFICATION : CIMFR, BIS, PESO
- TEMPERATURE CLASS : T6
- MATERIAL : DIE CAST ALUMINIUM ALLOY
- FINISH : EPOXY POWDER COATED SHADE AS PER IS : 5
- EARTHING : 1 No INTERNAL & 2 No's EXTERNAL
- HARDWARE : STAINLESS STEEL
- GASKET : 'O' RING ENDLESS GASKET NEOPRENE / SILICON
- NAME PLATE : SS NAME PLATE CUM WARNING PLATE
- GLASS : HEAT RESISTANT CLEAR TOUGHENED GLASS TYPE - A
- ENTRIES : 2 Nos M20 / ½ " NPT / EQUIVALENT
- VOLTAGE : 140 V – 270 V ( 240 V AC )
- POWER FACTOR : ≥0.95
- INPUT FREQUENCY : 50 Hz.
- EFFICACY : ≥100 LUMEN PER WATT
- COLOUR ( CCT ) : 3000K / 5700K / 6500 K / OR AS SPECIFIED
- CRI : ≥80 RA
- THD : ≤ 10 % THD
- SURFACE TEMP. : MAX . 70°
- SURGE PROTECTION : 10 KV SPD
- LED MAKE : CITIZEN / OSRAM / BRIDGELUX / EQUIVALENT
- DRIVER MAKE : OSRAM / PHILIPS / FULHAM / EQUIVALENT –  
BIS APPROVED



### OPTIONS

SR.NO	PARTICULAR	OPTIONS
1.	MATERIAL OF CONSTRUCTION	STAINLESS STEEL
2.	VOLTAGE	220V DC / 110 V AC / 110 V DC / 24 V AC
3.	LED TYPE	COB / SMD
4.	BATTERY BACK UP	UP TO 90 MINS
5.	GLAND & PLUG	BRASS / SS / ALUMINIUM
6.	COLOUR SHADE	631 , 632 , 355 , 7031 , 7032 etc.
7.	SS FRAME	
8.	M.S BOX & SS COVER	

### SELECTION CHART

SR.NO	WATTAGE	PART NO
1	20	BH / 2C / 197 / 20
2	30	BH / 2C / 197 / 30
3	45	BH / 2C / 197 / 45
4	50	BH / 2C / 197 / 50
5	60	BH / 2C / 197 / 60

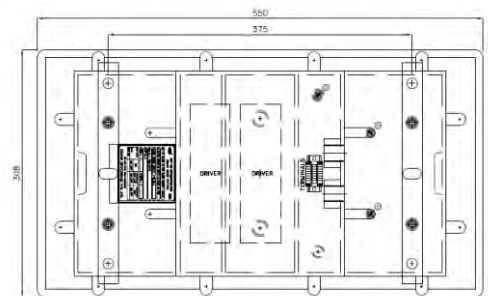
CUTOUT SIZE
300 X 300



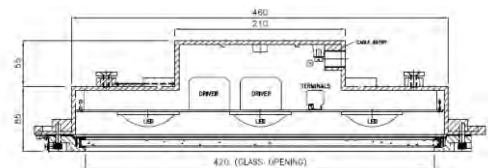
# DATA SHEET FOR CLEAN ROOM LIGHT FITTING

## TECHNICAL DATA:

PRODUCT	: CAT.NO.: CRF / 1273
ENCLOSURE	: FLAME PROOF (Ex -d), Gas Group IIA, IIB As per IS/IEC 60079-1 : 2014
PROTECTION	: WEATHER PROOF IP – 66 AS PER IS/IEC 60529:2001 (Reaffirmed 2014)
AREA CLASSIFICATION	: Ex db IIA & IIB T6 Gb ( EX tb / tc IIIC T85 C Db/Dc (ZONE 1 & 2 & Zone 21 & 22 )
CERTIFICATION	: CIMFR, BIS, PESO
TEMPERATURE CLASS	: T6
MATERIAL	: DIE CAST ALUMINIUM ALLOY
FINISH	: EPOXY POWDER COATED SHADE AS PER IS : 5
EARTHING	: 1 No INTERNAL & 2 No's EXTERNAL
HARDWARE	: STAINLESS STEEL
GASKET	: 'O' RING ENDLESS GASKET NEOPRENE / SILICON
NAME PLATE	: SS NAME PLATE CUM WARNING PLATE
GLASS	: HEAT RESISTANT CLEAR TOUGHENED GLASS TYPE - A
ENTRIES	: 2 Nos M20 / ½ " NPT / EQUIVALENT
VOLTAGE	: 140 V – 270 V ( 240 V AC )
POWER FACTOR	: ≥0.95
INPUT FREQUENCY	: 50 Hz.
EFFICACY	: ≥100 LUMEN PER WATT
COLOUR (CCT)	: 3000K / 5700K / 6500 K / OR AS SPECIFIED
CRI	: ≥80 RA
THD	: ≤ 10 % THD
SURFACE TEMPERATURE	: MAX. 70°
SURGE PROTECTION	: 10 KV SPD
LED MAKE	: CITIZEN / OSRAM / BRIDGELUX / EQUIVALENT
DRIVER MAKE	: OSRAM / PHILIPS / FULHAM / EQUIVALENT – BIS APPROVED



LIGHT FITTING - (VIEW FROM TOP SIDE)  
TYPE - 2 (BOTTOM OPENING DESIGN)



Sectional side view

## OPTIONS

SR.NO	PARTICULAR	OPTIONS
1.	MATERIAL OF CONSTRUCTION	STAINLESS STEEL
2.	VOLTAGE	220V DC / 110 V AC / 110 V DC / 24 V AC
3.	LED TYPE	COB / SMD
4.	BATTERY BACK UP	UP TO 90 MINS
5.	GLAND & PLUG	BRASS / SS / ALUMINIUM
6.	COLOUR SHADE	631, 632, 355, 7031, 7032 etc.
7.	WATTAGE	45, 60, 75, 90 & 100
8.	MONOCHROMATIC LAMPS ARE AVAILABLE	

## SELECTION CHART

SR.NO	PARTICULAR	OPTIONS	CUT OUT SIZE
1.	TOP OPENABLE	M.S BOX WITH SS COVER	575 X 330
2.		WITH SS COVER	550 X 310
3.	BOTTOM OPENABLE	M.S BOX WITH SS COVER	565 X 325
		WITH SS COVER	550 X 310
		FRAME WITH OUT M.S. BOX SS COVER	520 X 260



DATA SHEET FOR FLP CLEAN ROOM PUSH BUTTON STATION (LCS) WITH TERMINAL CHAMBER

TECHNICAL DATA:

- PRODUCT : CAT NO.-PBS/OA/1010
- ENCLOSURE : FLAME PROOF (Ex -d ), Gas Group IIA , IIB  
As per IS/IEC 60079-1 : 2014
- PROTECTION : WEATHER PROOF IP – 66 AS PER IS/IEC 60529:2001  
(Reaffirmed 2014)
- AREA & TEMP. CLASS : Ex db IIA,IIB T6 Gb ( EX tb/tc IIIC T85 C Db/Dc  
(ZONE 1 & 2 & Zone 21 & 22 )
- CERTIFICATION : CIMFR, BIS, PESO
- TEMP CLASS : T6
- MATERIAL : DIE CAST ALUMINIUM ALLOY
- FINISH : EPOXY POWDER COATED SHADE AS PER IS : 5
- EARTHING : 1 No INTERNAL & 2 No's EXTERNAL
- HARDWARE : STAINLESS STEEL
- GASKET : 'O' RING ENDLESS GASKET NEOPRENE / SILICON
- NAME PLATE : SS NAME PLATE CUM WARNING PLATE
- ENTRIES : 2 Nos M20 / ½ " NPT / EQUIVALENT / UP TO M25
- TERMINALS : 4 NOS OF 2.5 SQ MM
- CLEAN ROOM : M.S. BOX WITH STAINLESS STEEL COVER

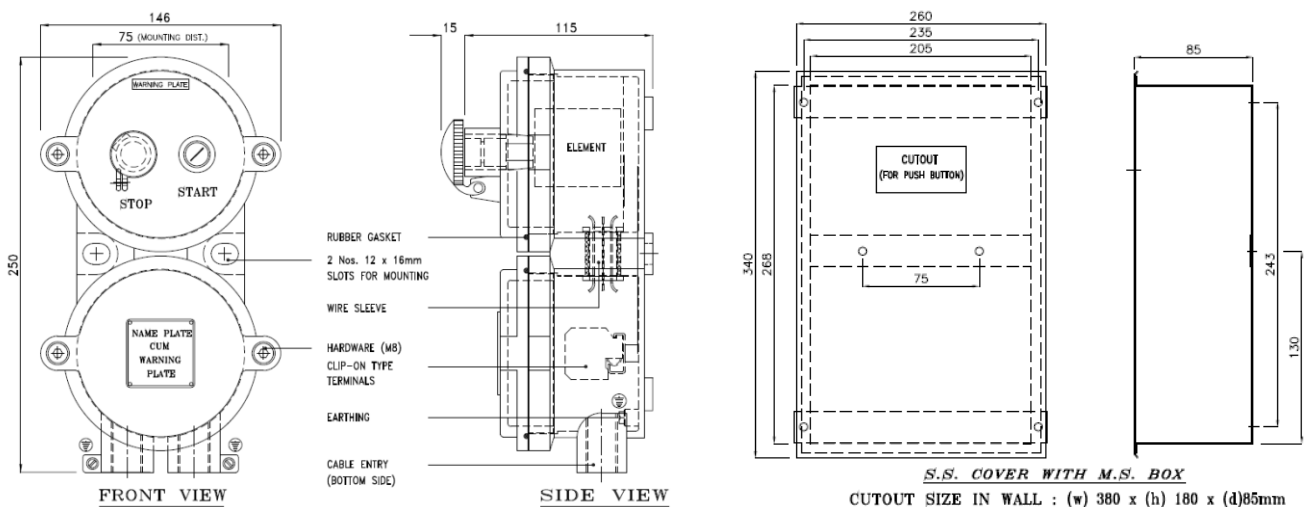


OPTIONS

SR. NO	PARTICULAR	OPTIONS
1.	MATERIAL OF CONSTRUCTION	STAINLESS STEEL
2.	GLAND & PLUG	BRASS / SS / ALUMINIUM
3.	COLOUR SHADE	631, 632, 355, 7031, 7032 etc.
4.	ELEMENT	1 NO / 1 NC OR AS PER CUSTOMER REQUIREMENT
5.	CANOPY	M.S POWDER COATED/ FRP / GI

SELECTION CHART

SR.NO	COMBINATION
1.	ONLY EMERGENCY OFF
2.	ONLY OFF
3.	ON/OFF
4.	ON/OFF WITH INDICATION LAMP
5.	REVERSE FORWARD STOP



NOTE:- PERMUTATION & COMBINATION OF COMPONENTS / ENTRIES AS PER CUSTOMER REQUIREMENT



# DATA SHEET FOR FLP CLEAN ROOM ROTARY SWITCH WITH TERMINAL CHAMBER

## TECHNICAL DATA:

- PRODUCT : RI/OA/1010
- ENCLOSURE : FLAME PROOF (Ex -d ), Gas Group IIA , IIB  
As per IS/IEC 60079-1 : 2014
- PROTECTION : WEATHER PROOF IP – 66 AS PER IS/IEC 60529:2001  
(Reaffirmed 2014)
- AREA & TEMP. CLASS : Ex db IIA,IIB T6 Gb ( EX tb / tc IIIC T85 C Db/Dc  
(ZONE 1 & 2 & Zone 21 & 22 )
- CERTIFICATION : CIMFR, BIS, PESO
- TEMPERATURE CLASS : T6
- MATERIAL : DIE CAST ALUMINIUM ALLOY
- FINISH : EPOXY POWDER COATED SHADE AS PER IS : 5
- EARTHING : 1 No INTERNAL & 2 No's EXTERNAL
- HARDWARE : STAINLESS STEEL
- GASKET : 'O' RING ENDLESS GASKET NEOPRENE / SILICON
- NAME PLATE : SS NAME PLATE CUM WARNING PLATE
- TERMINALS : 4 NOS OF 2.5 SQ MM
- SWITCH : UP TO 32 AMP
- TERMINALS : 4 NOS OF 2.5SQ.MM CLIP ON TYPE TERMINAL  
UPTO 6 SQ MM
- CLEAN ROOM : M.S. BOX WITH STAINLESS STEEL COVER

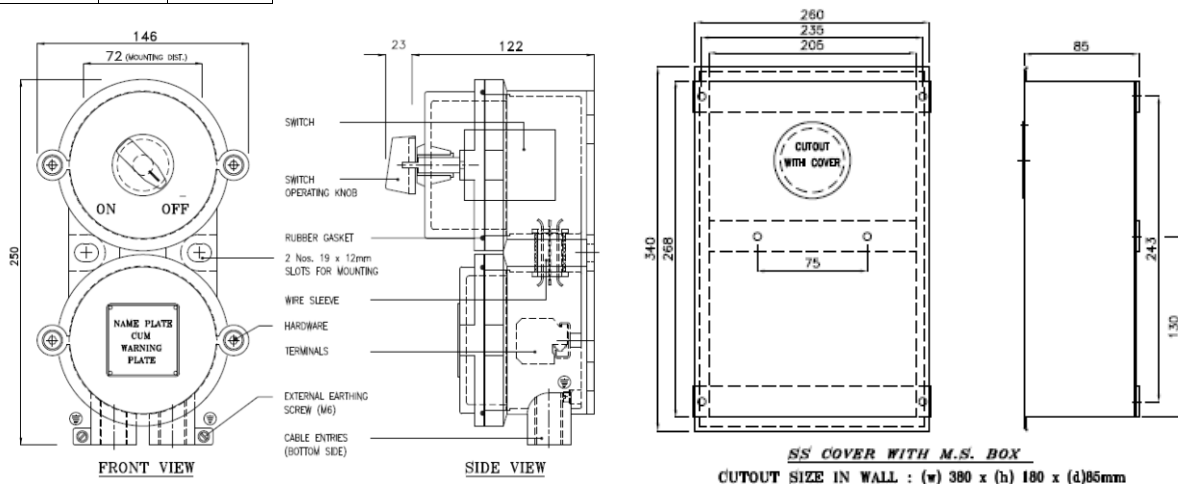


### OPTIONS

SR.NO	PARTICULAR	OPTIONS
1.	MATERIAL OF CONSTRUCTION	STAINLESS STEEL
2.	GLAND & PLUG	BRASS / SS / ALUMINIUM
3.	COLOUR SHADE	631, 632, 355, 7031, 7032 etc.
4.	CANOPY	M.S POWDER COATED / FRP / GI

### SELECTION CHART

SR.NO	SWITCH RATING	POLE	VOLTAGE
1.	16 AMP	DP	240 V AC
2.	16 AMP	TP	415 V AC
3.	16 AMP	TPN	415 V AC
4.	20 AMP	DP	240 V AC
5.	20 AMP	TP	415 V AC
6.	20 AMP	TPN	415 V AC
7.	25 AMP	DP	240 V AC
8.	25 AMP	TP	415 V AC
9.	25 AMP	TPN	415 V AC
10.	32 AMP	DP	240 V AC
11.	32 AMP	TP	415 V AC
12.	32 AMP	TPN	415 V AC





## DATA SHEET FOR FLP CLEAN ROOM SWITCH SOCKET WITH TERMINAL CHAMBER

## TECHNICAL DATA:

PRODUCT	: CAT. NO.- SS/OA/1010
ENCLOSURE	: FLAME PROOF (Ex -d ), Gas Group IIA , IIB As per IS/IEC 60079-1 : 2014
PROTECTION	: WEATHER PROOF IP – 66 AS PER IS/IEC 60529:2001 (Reaffirmed 2014)
AREA & TEMP. CLASS	: Ex db IIA,IIB T6 Gb ( EX tb / tc IIIC T85 C Db/Dc (ZONE 1 & 2 & Zone 21 & 22 )
CERTIFICATION	: CIMFR, BIS, PESO
TEMPERATURE CLASS	: T6
MATERIAL	: DIE CAST ALUMINIUM ALLOY
FINISH	: EPOXY POWDER COATED SHADE AS PER IS : 5
EARTHING	: 1 No INTERNAL & 2 No's EXTERNAL
HARDWARE	: STAINLESS STEEL
GASKET	: 'O' RING ENDLESS GASKET NEOPRENE / SILICON
NAME PLATE	: SS NAME PLATE CUM WARNING PLATE
ENTRIES	: 2 NOS AT BOTTOM AND 1 NO AT PLUG TOP OF M20/ ½” NPT/ EQUIVALENT / UP TO M25
FLAP	: RUBBER FLAP WILL BE PROVIDED FOR SOCKET
TERMINALS	: 4 NOS OF 2.5SQ.MM CLIP ON TYPE TERMINAL / UPTO 6 SQ MM
INTERLOCK	: INTERLOCKING ARRANGEMENT SUCH AS THE PLUG CAN NOT BE REMOVED WHEN THE SWITCH IS IN “ON” POSITION AND CAN BE WITHDRAW ONLY WHEN THE SWITCH IS IN “OFF” POSITION.
CLEAN ROOM	: M.S. BOX WITH STAINLESS STEEL COVER

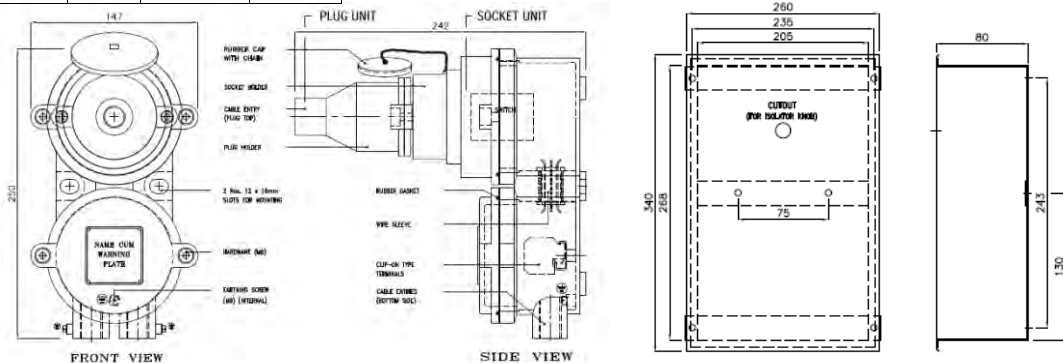


## OPTIONS

SR.NO	PARTICULAR	OPTIONS
1.	MATERIAL OF CONSTRUCTION	STAINLESS STEEL
2.	GLAND & PLUG	BRASS / SS / ALUMINIUM
3.	COLOUR SHADE	631, 632, 355, 7031, 7032 etc.
4.	CANOPY	M.S POWDER COATED / FRP / GI

## SELECTION CHART

SR.NO	SWITCH RATING	POLE	VOLTAGE	PIN
1.	16 AMP	DP	240 V AC	2P + E
2.	16 AMP	TP	415 V AC	3P + E
3.	16 AMP	TPN	415 V AC	4P + E
4.	20 AMP	DP	240 V AC	2P + E
5.	20 AMP	TP	415 V AC	3P + E
6.	20 AMP	TPN	415 V AC	4P + E
7.	25 AMP	DP	240 V AC	2P + E
8.	25 AMP	TP	415 V AC	3P + E
9.	25 AMP	TPN	415 V AC	4P + E
10.	32 AMP	DP	240 V AC	2P + E
11.	32 AMP	TP	415 V AC	3P + E
12.	32 AMP	TPN	415 V AC	4P + E



SS304 COVER WITH M.S. BOX  
CUTOUT SIZE IN WALL : (w) 380 x (h) 180 x (d) 85mm

**DATA SHEET FOR WEATHER PROOF ROTARY SWITCH****TECHNICAL DATA:**

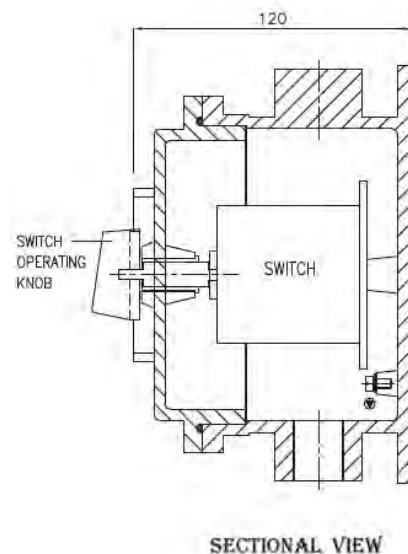
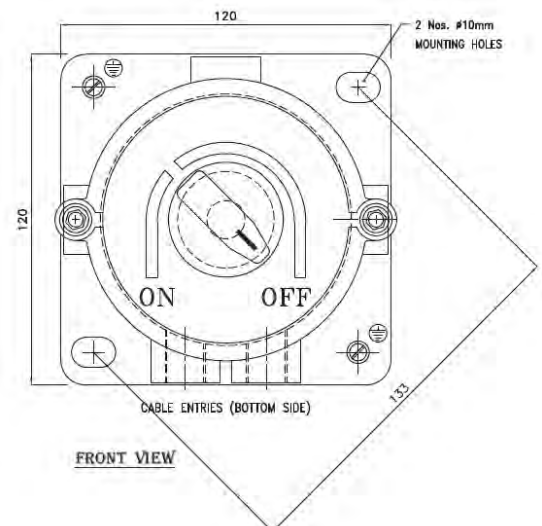
PRODUCT	: CAT NO.- RI/105
PROTECTION	: WEATHER PROOF IP – 66 AS PER IS/IEC 60529:2001 (Reaffirmed 2014)
CERTIFICATION	: CIMFR
TEMP CLASS	: T6
MATERIAL	: DIE CAST ALUMINIUM ALLOY
FINISH	: EPOXY POWDER COATED SHADE AS PER IS : 5
EARTHING	: 1 No INTERNAL & 2 No's EXTERNAL
HARDWARE	: STAINLESS STEEL
GASKET	: 'O' RING ENDLESS GASKET NEOPRENE / SILICON
NAME PLATE	: SS NAME PLATE CUM WARNING PLATE
ENTRIES	: 2 NOS M20 / ½" NPT / EQUIVALENT
SWITCH	: UP TO 32 AMP TPN

**OPTIONS**

SR.NO	PARTICULAR	OPTIONS
1.	MATERIAL OF CONSTRUCTION	STAINLESS STEEL
2.	GLAND & PLUG	BRASS / SS / ALUMINIUM
3.	COLOUR SHADE	631, 632, 355, 7031, 7032 etc.
4.	CANOPY	M.S POWDER COATED / FRP / GI

**SELECTION CHART**

SR.NO	SWITCH RATING	POLE	VOLTAGE
1.	16 AMP	DP	240 V AC
2.	16 AMP	TP	415 V AC
3.	16 AMP	TPN	415 V AC
4.	20 AMP	DP	240 V AC
5.	20 AMP	TP	415 V AC
6.	20 AMP	TPN	415 V AC
7.	25 AMP	DP	240 V AC
8.	25 AMP	TP	415 V AC
9.	25 AMP	TPN	415 V AC
10.	32 AMP	DP	240 V AC
11.	32 AMP	TP	415 V AC
12.	32 AMP	TPN	415 V AC





# DATA SHEET FOR WEATHER PROOF SWITCH SOCKET (DIRECT ENTRY)

## TECHNICAL DATA:

- PRODUCT : CAT.NO.- SS/105
- PROTECTION : WEATHER PROOF IP – 66 AS PER IS/IEC 60529:2001
- CERTIFICATION : CIMFR
- TEMP CLASS : T6
- MATERIAL : DIE CAST ALUMINIUM ALLOY
- FINISH : EPOXY POWDER COATED SHADE AS PER IS : 5
- EARTHING : 1 No INTERNAL & 2 No's EXTERNAL
- HARDWARE : STAINLESS STEEL
- GASKET : 'O' RING ENDLESS GASKET NEOPRENE / SILICON
- NAME PLATE : SS NAME PLATE CUM WARNING PLATE
- ENTRIES : 2 NOS M20 / ½ " NPT / EQUIVALENT
- SWITCH : UP TO 32 AMP TPN
- SOCKET : UP TO 32 AMP TPN
- PLUG TOP : UP TO 32 AMP TPN (4P+E)
- FLAP : RUBBER FLAP WILL BE PROVIDED FOR SOCKET
- INTERLOCK : INTERLOCKING ARRANGEMENT SUCH AS THE PLUG CAN NOT BE REMOVED WHEN THE SWITCH IS IN "ON" POSITION AND AN BE WITHDRAW ONLY WHEN THE SWITCH IS IN "OFF" POSITION.

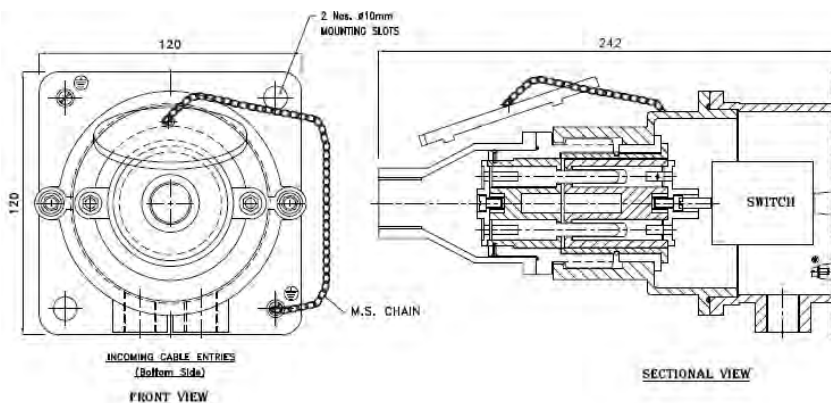


### OPTIONS

SR.NO	PARTICULAR	OPTIONS
1.	MATERIAL OF CONSTRUCTION	STAINLESS STEEL
2.	GLAND & PLUG	BRASS / SS / ALUMINIUM
3.	COLOUR SHADE	631, 632, 355, 7031, 7032 etc.
4.	CANOPY	M.S POWDER COATED / FRP / GI
5.	TERMINAL	AS PER RATING OF SWITCH SOCKET

### SELECTION CHART

SR.NO	SWITCH RATING	POLE	VOLTAGE	PIN
1.	16 AMP	DP	240 V AC	2P + E
2.	16 AMP	TP	415 V AC	3P + E
3.	16 AMP	TPN	415 V AC	4P + E
4.	20 AMP	DP	240 V AC	2P + E
5.	20 AMP	TP	415 V AC	3P + E
6.	20 AMP	TPN	415 V AC	4P + E
7.	25 AMP	DP	240 V AC	2P + E
8.	25 AMP	TP	415 V AC	3P + E
9.	25 AMP	TPN	415 V AC	4P + E
10.	32 AMP	DP	240 V AC	2P + E
11.	32 AMP	TP	415 V AC	3P + E
12.	32 AMP	TPN	415 V AC	4P + E





# DATA SHEET FOR WEATHER PROOF SWITCH SOCKET

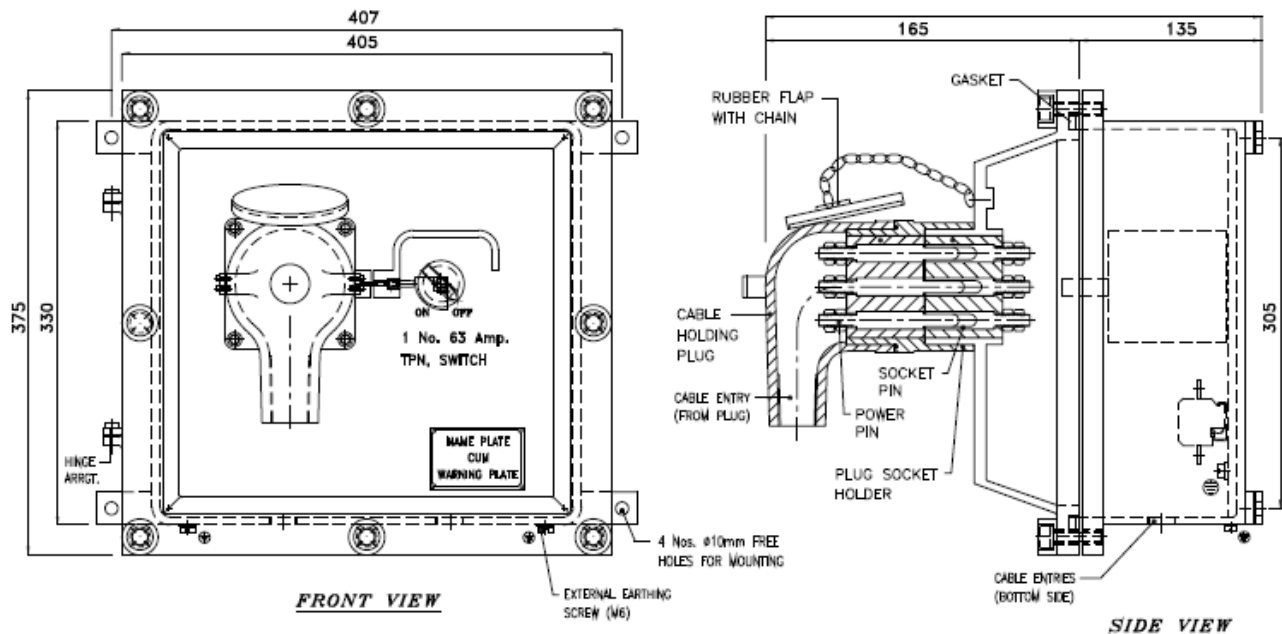
## TECHNICAL DATA:

- PRODUCT : CAT. NO.- SS/206
- PROTECTION : WEATHER PROOF IP – 66 AS PER IS/IEC 60529:2001 (Reaffirmed 2014)
- CERTIFICATION : CIMFR,
- TEMPERATURE CLASS : T6
- RATING : UP TO 100 AMP 4P+E
- VOLTAGE : 415 V AC
- MATERIAL : DIE CAST ALUMINIUM ALLOY
- FINISH : EPOXY POWDER COATED SHADE AS PER IS : 5
- EARTHING : 1 No INTERNAL & 2 No's EXTERNAL
- HARDWARE : STAINLESS STEEL
- GASKET : 'O' RING ENDLESS GASKET NEOPRENE / SILICON
- NAME PLATE : SS NAME PLATE CUM WARNING PLATE
- ENTRIES : 2 NOS AT M40 BOTTOM AND 1 NO AT PLUG TOP M20/ 1/2" NPT / EQUIVALENT
- SWITCH : UP TO 100 AMP 4P DP 230V CAM TYPE
- SOCKET : UP TO 100 AMP (4P + E)
- PLUG TOP : UP TO 100 AMP (4P + E)
- FLAP : RUBBER FLAP WILL BE PROVIDED FOR SOCKET
- TERMINAL : 4 NOS OF UPTO 70 SQ.MM BUSBAR TYPE TERMINAL
- INTERLOCK : INTERLOCKING ARRANGEMENT SUCH AS THE PLUG CAN NOT BE REMOVED WHEN THE SWITCH IS IN "ON" POSITION AND CAN BE WITHDRAW ONLY WHEN THE SWITCH IS IN "OFF" POSITION.



### OPTIONS

SR.NO	PARTICULAR	OPTIONS
1.	MATERIAL OF CONSTRUCTION	STAINLESS STEEL
2.	ON / OFF	MCB / ELCB / MCCB / RCBO
3.	GLAND & PLUG	BRASS / SS / ALUMINIUM
4.	COLOUR SHADE	631, 632, 355, 7031, 7032 etc.
5.	CANOPY	M.S POWDER COATED / FRP





**DATA SHEET FOR WEATHER PROOF PUSH BUTTON STATION (LCS) DIRECT ENTRIES**

**TECHNICAL DATA:**

- PRODUCT : CAT NO.- LCS / 105
- PROTECTION : WEATHER PROOF IP – 66 AS PER IS/IEC 60529:2001
- CERTIFICATION : CIMFR,
- TEMP CLASS : T6
- MATERIAL : DIE CAST ALUMINIUM ALLOY
- FINISH : EPOXY POWDER COATED SHADE AS PER IS : 5
- EARTHING : 1 No INTERNAL & 2 No's EXTERNAL
- HARDWARE : STAINLESS STEEL
- GASKET : 'O' RING ENDLESS GASKET NEOPRENE / SILICON
- NAME PLATE : SS NAME PLATE CUM WARNING PLATE
- ENTRIES : 2 Nos M20 / ½ " NPT / EQUIVALENT / UP TO M25

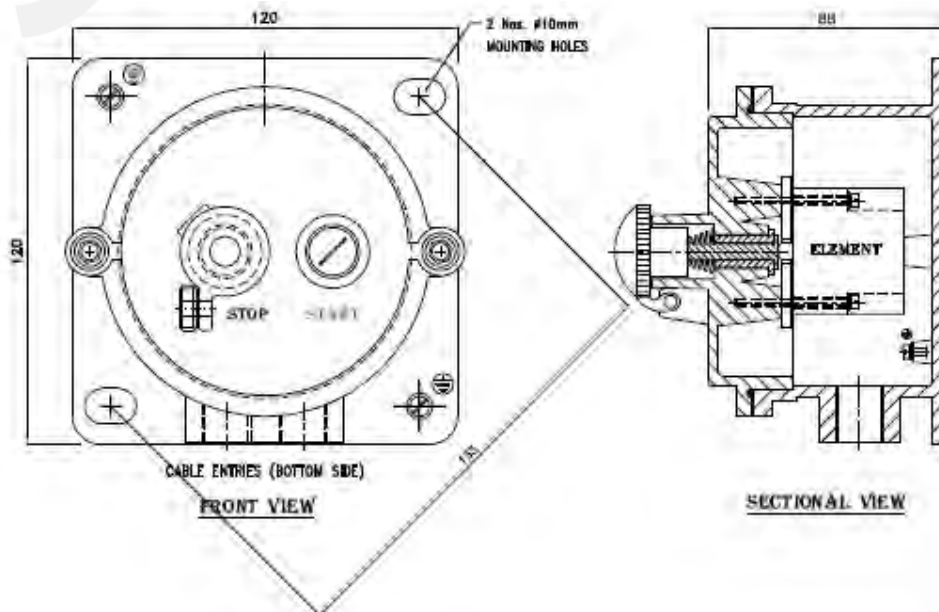


**OPTIONS**

SR. NO	PARTICULAR	OPTIONS
1.	MATERIAL OF CONSTRUCTION	STAINLESS STEEL / CRCA / MS
2.	GLAND & PLUG	BRASS / SS / ALUMINIUM
3.	COLOUR SHADE	631, 632, 355, 7031, 7032 etc.
4.	ELEMENT	1 NO / 1 NC OR AS PER CUSTOMER REQUIREMENT
5.	CANOPY	M.S POWDER COATED/ FRP / GI

**SELECTION CHART**

SR.NO	COMBINATION
1.	ONLY EMERGENCY OFF
2.	ONLY OFF
3.	ON/OFF
4.	ON/OFF WITH INDICATION LAMP
5.	REVERSE FORWARD STOP



**NOTE:- PERMUTATION & COMBINATION OR COMPONENTS / ENTRIES AS PER CUSTOMER REQUIREMENT**



# DATA SHEET FOR WEATHER PROOF PUSH BUTTON STATION (LCS).

## TECHNICAL DATA:

PRODUCT	: CAT NO.-I / WP / 1012
PROTECTION	: WEATHER PROOF IP – 66 AS PER IS/IEC 60529:2001
CERTIFICATION	: CIMFR
TEMP CLASS	: T 6
MATERIAL	: DIE CAST ALUMINIUM ALLOY
FINISH	: EPOXY POWDER COATED SHADE AS PER IS : 5
EARTHING	: 1 No INTERNAL & 2 No's EXTERNAL
HARDWARE	: STAINLESS STEEL
GASKET	: 'O' RING ENDLESS GASKET NEOPRENE / SILICON
NAME PLATE	: SS NAME PLATE CUM WARNING PLATE
ENTRIES	: 2 Nos M20 / ½ " NPT / EQUIVALENT/UP TO M25

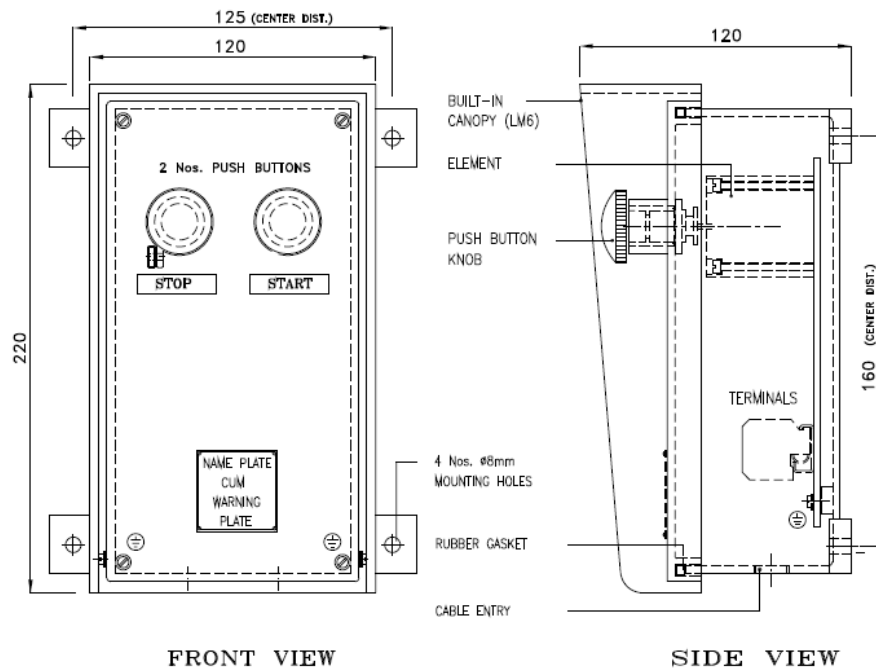


### OPTIONS

SR. NO	PARTICULAR	OPTIONS
1.	MATERIAL OF CONSTRUCTION	STAINLESS STEEL / CRCA / MS.
2.	GLAND & PLUG	BRASS / SS / ALUMINIUM
3.	COLOUR SHADE	631, 632, 355, 7031, 7032 etc.
4.	ELEMENT	1 NO / 1 NC OR AS PER CUSTOMER REQUIREMENT
5.	CANOPY	M.S POWDER COATED / FRP /GI

### SELECTION CHART

SR.NO	COMBINATION
1.	ON/OFF PBS WITH AMMETER
2.	ON/OFF PBS WITH SELECTOR SWITCH
3.	ON/OFF PBS WITH AMMETER AND SELECTOR SWITCH
4.	2 PUSH BUTTON AND 2 INDICATION LAMP
5.	3 PUSH BUTTON AND 3 INDICATION LAMP



**NOTE:- PERMUTATION & COMBINATION OR COMPONENTS / ENTRIES AS PER CUSTOMER REQUIREMENT**



# DATA SHEET FOR WEATHER PROOF JUNCTION BOX

## TECHNICAL DATA:

PRODUCT	: CAT. NO.- RCP/206
PROTECTION	: WEATHER PROOF IP – 66 AS PER IS/IEC 60529:2001 (Reaffirmed 2014)
CERTIFICATION	: CIMFR
TEMPERATURE CLASS	: T 6
MATERIAL	: DIE CAST ALUMINIUM ALLOY
FINISH	: EPOXY POWDER COATED SHADE AS PER IS : 5
EARTHING	: 1 No INTERNAL & 2 No's EXTERNAL
HARDWARE	: STAINLESS STEEL
GASKET	: 'O' RING ENDLESS GASKET NEOPRENE / SILICON
NAME PLATE	: SS NAME PLATE CUM WARNING PLATE
ENTRIES	: AS PER CUSTOMER REQRMENT
TERMINAL	: COMBINATION AS PER CUSTOMER REQRMENT
VOLTAGE	: 415 V AC

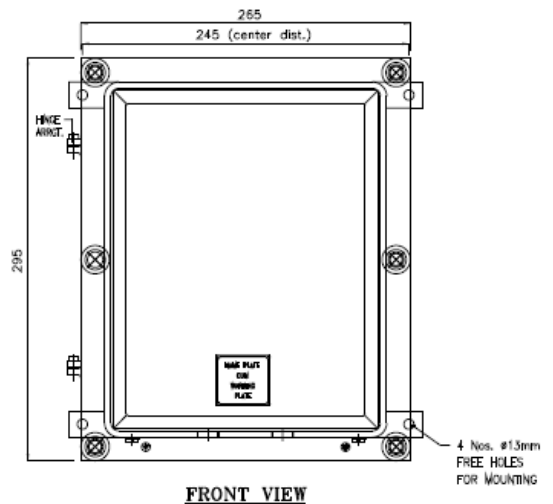


## OPTIONS

SR.NO	PARTICULAR	OPTIONS
1.	MATERIAL OF CONSTRUCTION	STAINLESS STEEL / FRP / CRCA / MS.
2.	GLAND/PLUG	BRASS / SS / ALUMINIUM
3.	COLOUR SHADE	631/ 632/ 355/ 7031/ 7032 etc.
4.	CANOPY	G.I / FRP
5.	INTERNAL COMPONENTS	CU / AL. BUSBAR / TERMINALS

## SELECTION CHART

SR.NO	INTERNAL SIZE	DEPTH	TERMINAL 2.5 SQ.MM MAX	MODEL / TYPE
1	195 X 215	100 / 150	20	RCP / 206 - A
2	200 X 250	100 / 150	24	RCP / 206 - B
3	260 X 300	100 / 150	30	RCP / 206 - C
4	300 X 300	100 /150/200	40	RCP / 206 - D
5	330 X 360	100 /150/200	48	RCP / 206 - E
6	395 X 300	100 /150/200	58	RCP / 206 - F
7	480 X 290	100 /150/200	60	RCP / 206 - G
8	150 X 300	100 /150	40	RCP / 206 - H
9	150 X 150	100 / 150	15	RCP / 206 - I
10	125 X 125	100 / 150	12	RCP / 206 - J
11	600 X 600	100 / 150 /200	150	RCP / 206 - K
12	450 X 450	100 / 150 /200	100	RCP / 206 - L



## HEAD OFFICE

305/6, Apeejay House, 130, B. S. Marg, Fort, Mumbai - 400 023, India.

+91-22-4046 0000 (100 Lines)

md@sudhirswitchgears.com

ravi@sudhirswitchgears.com | akshay@sudhirswitchgears.com

## FACTORY 1

Sudhir House, Plot No. A-305, Road No. 32, Wagle Industrial Estate, Thane - 400 604, India.

+91-22-25820550 / +91-22-25821971

works@sudhirswitchgears.com | ssplthn@hotmail.com

## FACTORY 2

Sudhir House, Gut No. 144A, Behind Sai Krippa Dhaba, Village Ghonsai (MET),

Tal Wada, Thane - 421 312, India.

+91- 9820708630 / 02522-299436

ssplwada@gmail.com

## Authorized Distributor